

# Multicast Protocols Feature Guide for QFabric Systems

Release

14.1X53



---

Modified: 2015-08-26

Juniper Networks, Inc.  
1133 Innovation Way  
Sunnyvale, California 94089  
USA  
408-745-2000  
[www.juniper.net](http://www.juniper.net)

Juniper Networks, Junos, Steel-Belted Radius, NetScreen, and ScreenOS are registered trademarks of Juniper Networks, Inc. in the United States and other countries. The Juniper Networks Logo, the Junos logo, and JunosE are trademarks of Juniper Networks, Inc. All other trademarks, service marks, registered trademarks, or registered service marks are the property of their respective owners.

Juniper Networks assumes no responsibility for any inaccuracies in this document. Juniper Networks reserves the right to change, modify, transfer, or otherwise revise this publication without notice.

*Multicast Protocols Feature Guide for QFabric Systems*  
14.1X53  
Copyright © 2015, Juniper Networks, Inc.  
All rights reserved.

The information in this document is current as of the date on the title page.

#### YEAR 2000 NOTICE

Juniper Networks hardware and software products are Year 2000 compliant. Junos OS has no known time-related limitations through the year 2038. However, the NTP application is known to have some difficulty in the year 2036.

#### END USER LICENSE AGREEMENT

The Juniper Networks product that is the subject of this technical documentation consists of (or is intended for use with) Juniper Networks software. Use of such software is subject to the terms and conditions of the End User License Agreement ("EULA") posted at <http://www.juniper.net/support/eula.html>. By downloading, installing or using such software, you agree to the terms and conditions of that EULA.

# Table of Contents

	About the Documentation . . . . .	xv
	Documentation and Release Notes . . . . .	xv
	Supported Platforms . . . . .	xv
	Using the Examples in This Manual . . . . .	xv
	Merging a Full Example . . . . .	xvi
	Merging a Snippet . . . . .	xvi
	Documentation Conventions . . . . .	xvii
	Documentation Feedback . . . . .	xix
	Requesting Technical Support . . . . .	xix
	Self-Help Online Tools and Resources . . . . .	xix
	Opening a Case with JTAC . . . . .	xx
<b>Part 1</b>	<b>PIM</b>	
<b>Chapter 1</b>	<b>Using PIM Basics . . . . .</b>	<b>3</b>
	Optimizing the Number of Multicast Flows on QFabric Systems . . . . .	3
	PIM Overview . . . . .	3
	Basic PIM Network Components . . . . .	6
	PIM on Aggregated Interfaces . . . . .	7
	Changing the PIM Version . . . . .	7
	Modifying the PIM Hello Interval . . . . .	7
	Preserving Multicast Performance by Disabling Response to the ping Utility . . . . .	8
	Configuring PIM Trace Options . . . . .	9
	Disabling PIM . . . . .	11
	Disabling the PIM Protocol . . . . .	12
	Disabling PIM on an Interface . . . . .	12
	Disabling PIM for a Family . . . . .	13
	Disabling PIM for a Rendezvous Point . . . . .	13
	Configuring Interface Priority for PIM Designated Router Selection . . . . .	14
	Configuring PIM Designated Router Election on Point-to-Point Links . . . . .	15
	Configuring BFD for PIM . . . . .	15
	Configuring BFD Authentication for PIM . . . . .	17
	Configuring BFD Authentication Parameters . . . . .	17
	Viewing Authentication Information for BFD Sessions . . . . .	18
<b>Chapter 2</b>	<b>Using PIM Sparse Mode . . . . .</b>	<b>21</b>
	Understanding PIM Dense Mode . . . . .	21
	Understanding PIM Sparse-Dense Mode . . . . .	23
	Mixing PIM Sparse and Dense Modes . . . . .	23
	Configuring PIM Dense Mode Properties . . . . .	24
	Configuring PIM Sparse-Dense Mode Properties . . . . .	25

<b>Chapter 3</b>	<b>Using Source-Specific Multicast</b> . . . . .	<b>27</b>
	Source-Specific Multicast Groups Overview . . . . .	27
	Understanding PIM Source-Specific Mode . . . . .	28
	PIM SSM . . . . .	29
	Example: Configuring PIM SSM on a Network . . . . .	31
	Example: Configuring an SSM-Only Domain . . . . .	33
	Example: Configuring SSM Mapping . . . . .	33
	Example: Configuring Source-Specific Multicast Groups with Any-Source Override . . . . .	36
	Example: Configuring SSM Maps for Different Groups to Different Sources . . . . .	39
	Multiple SSM Maps and Groups for Interfaces . . . . .	39
	Example: Configuring Multiple SSM Maps Per Interface . . . . .	39
<b>Chapter 4</b>	<b>Using Static RP</b> . . . . .	<b>45</b>
	Understanding Static RP . . . . .	45
	Configuring Local PIM RPs . . . . .	45
	Configuring the Static PIM RP Address on the Non-RP Routing Device . . . . .	47
<b>Chapter 5</b>	<b>Using Anycast RP</b> . . . . .	<b>51</b>
	Understanding RP Mapping with Anycast RP . . . . .	51
	Example: Configuring PIM Anycast With or Without MSDP . . . . .	52
	Configuring a PIM Anycast RP Router with MSDP . . . . .	55
	Configuring a PIM Anycast RP Router Using Only PIM . . . . .	56
	Configuring All PIM Anycast Non-RP Routers . . . . .	57
	Example: Configuring Multiple RPs in a Domain with Anycast RP . . . . .	58
<b>Chapter 6</b>	<b>Using PIM Bootstrap Router</b> . . . . .	<b>61</b>
	Understanding the PIM Bootstrap Router . . . . .	61
	Configuring PIM Bootstrap Properties for IPv4 or IPv6 . . . . .	61
	Example: Rejecting PIM Bootstrap Messages at the Boundary of a PIM Domain . . . . .	63
	Example: Configuring PIM BSR Filters . . . . .	63
<b>Chapter 7</b>	<b>Using PIM Filtering</b> . . . . .	<b>65</b>
	Understanding Multicast Message Filters . . . . .	65
	Filtering MAC Addresses . . . . .	66
	Filtering RP and DR Register Messages . . . . .	66
	Configuring Interface-Level PIM Neighbor Policies . . . . .	67
	Filtering Outgoing PIM Join Messages . . . . .	68
	Filtering Incoming PIM Join Messages . . . . .	69
	Configuring Register Message Filters on a PIM RP and DR . . . . .	71
<b>Chapter 8</b>	<b>Using PIM RPT and SPT Cutover</b> . . . . .	<b>73</b>
	Understanding Multicast Rendezvous Points, Shared Trees, and Rendezvous-Point Trees . . . . .	73
	Building an RPT Between the RP and Receivers . . . . .	74
	PIM Sparse Mode Source Registration . . . . .	75
	Multicast Shortest-Path Tree . . . . .	78
	SPT Cutover . . . . .	79

	SPT Cutover Control . . . . .	82
	Example: Configuring the PIM Assert Timeout . . . . .	82
	Example: Configuring the PIM SPT Threshold Policy . . . . .	84
<b>Part 2</b>	<b>IGMP and IGMP Snooping</b>	
<b>Chapter 9</b>	<b>Using IGMP . . . . .</b>	<b>91</b>
	Understanding Group Membership Protocols . . . . .	91
	Understanding IGMP . . . . .	93
	Configuring IGMP . . . . .	95
	Enabling IGMP . . . . .	96
	Changing the IGMP Version . . . . .	97
	Modifying the IGMP Host-Query Message Interval . . . . .	98
	Modifying the IGMP Last-Member Query Interval . . . . .	99
	Specifying Immediate-Leave Host Removal for IGMP . . . . .	100
	Filtering Unwanted IGMP Reports at the IGMP Interface Level . . . . .	101
	Accepting IGMP Messages from Remote Subnetworks . . . . .	102
	Modifying the IGMP Query Response Interval . . . . .	102
	Modifying the IGMP Robustness Variable . . . . .	103
	Limiting the Maximum IGMP Message Rate . . . . .	104
	Enabling IGMP Static Group Membership . . . . .	105
	Recording IGMP Join and Leave Events . . . . .	111
	Limiting the Number of IGMP Multicast Group Joins on Logical Interfaces . . . . .	113
	Tracing IGMP Protocol Traffic . . . . .	114
	Disabling IGMP . . . . .	116
<b>Chapter 10</b>	<b>Using IGMP Snooping . . . . .</b>	<b>117</b>
	IGMP Snooping Overview . . . . .	117
	How IGMP Snooping Works . . . . .	117
	How IGMP Snooping Works with Routed VLAN Interfaces . . . . .	118
	How Hosts Join and Leave Multicast Groups . . . . .	118
	IGMP Snooping and Forwarding Interfaces . . . . .	119
	General Forwarding Rules . . . . .	119
	Using a Switch as an IGMP Querier . . . . .	120
	Configuring IGMP Snooping . . . . .	121
	Configuring VLAN-Specific IGMP Snooping Parameters . . . . .	122
	Example: Configuring IGMP Snooping . . . . .	123
	Using a Switch as an IGMP Querier . . . . .	124
	Monitoring IGMP Snooping . . . . .	125
	Verifying the IGMP Snooping Group Timeout Value . . . . .	126
<b>Part 3</b>	<b>MSDP</b>	
<b>Chapter 11</b>	<b>Using MSDP . . . . .</b>	<b>131</b>
	Understanding MSDP . . . . .	131
	Filtering MSDP SA Messages . . . . .	132
	Configuring MSDP . . . . .	133
	Tracing MSDP Protocol Traffic . . . . .	134

	Configuring the Interface to Accept Traffic from a Remote Source . . . . .	136
	Example: Configuring MSDP . . . . .	137
	Example: Configuring MSDP with Active Source Limits and Mesh Groups . . . . .	138
	Example: Configuring PIM Anycast With or Without MSDP . . . . .	144
	Configuring a PIM Anycast RP Router with MSDP . . . . .	147
<b>Part 4</b>	<b>Configuration Statements and Operational Commands</b>	
<b>Chapter 12</b>	<b>PIM Configuration Statements . . . . .</b>	<b>151</b>
	address (Anycast RPs) . . . . .	153
	address (Local RPs) . . . . .	154
	address (Static RPs) . . . . .	155
	algorithm . . . . .	156
	anycast-pim . . . . .	157
	assert-timeout . . . . .	158
	authentication (Protocols PIM) . . . . .	159
	auto-rp . . . . .	160
	bfd-liveness-detection (Protocols PIM) . . . . .	161
	bootstrap . . . . .	162
	bootstrap-export . . . . .	163
	bootstrap-import . . . . .	164
	bootstrap-priority . . . . .	165
	dense-groups . . . . .	166
	detection-time (BFD for PIM) . . . . .	167
	disable (PIM) . . . . .	168
	dr-election-on-p2p . . . . .	169
	dr-register-policy . . . . .	169
	embedded-rp . . . . .	170
	export (Protocols PIM Bootstrap) . . . . .	171
	export (Protocols PIM) . . . . .	172
	family (Bootstrap) . . . . .	173
	family (Protocols PIM) . . . . .	174
	family (Local RP) . . . . .	175
	group (RPF Selection) . . . . .	176
	group-ranges . . . . .	177
	hello-interval (Protocols PIM) . . . . .	178
	hold-time (Protocols PIM) . . . . .	179
	import (Protocols PIM Bootstrap) . . . . .	180
	import (Protocols PIM) . . . . .	181
	infinity . . . . .	182
	interface . . . . .	183
	join-load-balance . . . . .	184
	join-prune-timeout . . . . .	185
	key-chain (Protocols PIM) . . . . .	186
	local . . . . .	187
	local-address (Protocols PIM) . . . . .	188
	loose-check . . . . .	189
	mapping-agent-election . . . . .	190
	maximum-rps . . . . .	191

minimum-interval (PIM BFD Liveness Detection) . . . . .	192
minimum-interval (PIM BFD Transmit Interval) . . . . .	193
minimum-receive-interval . . . . .	194
mode (Protocols PIM) . . . . .	194
multiplier . . . . .	195
neighbor-policy . . . . .	195
next-hop (PIM RPF Selection) . . . . .	196
no-adaptation (PIM BFD Liveness Detection) . . . . .	196
override-interval . . . . .	197
pim . . . . .	198
prefix-list (PIM RPF Selection) . . . . .	201
priority (Bootstrap) . . . . .	202
priority (PIM Interfaces) . . . . .	203
priority (PIM RPs) . . . . .	204
propagation-delay . . . . .	205
reset-tracking-bit . . . . .	206
rib-group (Protocols PIM) . . . . .	207
rp . . . . .	208
rp-register-policy . . . . .	210
rp-set . . . . .	211
rpf-selection . . . . .	212
source (PIM RPF Selection) . . . . .	213
spt-threshold . . . . .	214
static (Protocols PIM) . . . . .	215
threshold (PIM BFD Detection Time) . . . . .	216
threshold (PIM BFD Transmit Interval) . . . . .	217
transmit-interval (PIM BFD Liveness Detection) . . . . .	218
traceoptions (Protocols PIM) . . . . .	219
version (BFD) . . . . .	222
version (PIM) . . . . .	223
wildcard-source (PIM RPF Selection) . . . . .	224
<b>Chapter 13</b>	
<b>IGMP Configuration Statements . . . . .</b>	<b>225</b>
accounting (Protocols IGMP) . . . . .	226
accounting (Protocols IGMP Interface) . . . . .	226
asm-override-ssm . . . . .	227
disable (Protocols IGMP) . . . . .	227
exclude (Protocols IGMP) . . . . .	228
group (Protocols IGMP) . . . . .	229
group-count (Protocols IGMP) . . . . .	230
group-increment (Protocols IGMP) . . . . .	230
group-limit (IGMP) . . . . .	231
group-policy (Protocols IGMP) . . . . .	232
igmp . . . . .	233
immediate-leave (Protocols IGMP) . . . . .	235
interface (Protocols IGMP) . . . . .	236
maximum-transmit-rate (Protocols IGMP) . . . . .	237
oif-map (IGMP Interface) . . . . .	237
passive (IGMP) . . . . .	238

	promiscuous-mode (Protocols IGMP) . . . . .	239
	query-interval (Protocols IGMP) . . . . .	240
	query-last-member-interval (Protocols IGMP) . . . . .	241
	query-response-interval (Protocols IGMP) . . . . .	242
	robust-count (Protocols IGMP) . . . . .	243
	source (Protocols IGMP) . . . . .	244
	source-count (Protocols IGMP) . . . . .	245
	source-increment (Protocols IGMP) . . . . .	246
	static (Protocols IGMP) . . . . .	247
	traceoptions (Protocols IGMP) . . . . .	248
	version (Protocols IGMP) . . . . .	250
<b>Chapter 14</b>	<b>IGMP Snooping Configuration Statements . . . . .</b>	<b>251</b>
	data-forwarding . . . . .	252
	disable (IGMP Snooping) . . . . .	252
	group (IGMP Snooping) . . . . .	253
	group-limit (IGMP and MLD Snooping) . . . . .	254
	host-only-interface . . . . .	255
	igmp-querier . . . . .	256
	igmp-snooping . . . . .	257
	immediate-leave (Bridge Domains) . . . . .	258
	interface (Bridge Domains) . . . . .	259
	interface (IGMP Snooping) . . . . .	260
	l2-querier . . . . .	260
	multicast-router-interface (IGMP Snooping) . . . . .	261
	query-interval (Bridge Domains) . . . . .	262
	query-last-member-interval (Bridge Domains) . . . . .	263
	query-response-interval (Bridge Domains) . . . . .	264
	receiver . . . . .	265
	robust-count (IGMP Snooping) . . . . .	265
	source-address . . . . .	266
	src-address (IGMP Querier) . . . . .	267
	source-vlans . . . . .	267
	static (IGMP Snooping) . . . . .	268
	traceoptions (IGMP Snooping) . . . . .	269
	version (IGMP Snooping) . . . . .	271
	vlan (IGMP Snooping) . . . . .	272
<b>Chapter 15</b>	<b>MSDP Configuration Statements . . . . .</b>	<b>273</b>
	active-source-limit . . . . .	274
	authentication-key . . . . .	275
	data-encapsulation . . . . .	276
	default-peer . . . . .	277
	disable (Protocols MSDP) . . . . .	278
	export (Protocols MSDP) . . . . .	279
	group (Protocols MSDP) . . . . .	280
	import (Protocols MSDP) . . . . .	281
	local-address (Protocols MSDP) . . . . .	282
	maximum (MSDP Active Source Messages) . . . . .	283
	mode (Protocols MSDP) . . . . .	284



	msdp .....	285
	peer (Protocols MSDP) .....	287
	rib-group (Protocols MSDP) .....	288
	source (Protocols MSDP) .....	289
	threshold (MSDP Active Source Messages) .....	290
	traceoptions (Protocols MSDP) .....	291
<b>Chapter 16</b>	<b>Multicast Monitoring Commands .....</b>	<b>295</b>
	clear multicast bandwidth-admission .....	297
	clear multicast scope .....	299
	clear multicast sessions .....	300
	clear multicast statistics .....	301
	clear pim join .....	302
	clear pim register .....	304
	clear pim statistics .....	306
	mtrace .....	309
	mtrace from-source .....	312
	mtrace monitor .....	315
	mtrace to-gateway .....	317
	show multicast flow-map .....	320
	show multicast interface .....	322
	show multicast mrinfo .....	324
	show multicast next-hops .....	326
	show multicast pim-to-igmp-proxy .....	329
	show multicast pim-to-mld-proxy .....	331
	show multicast route .....	333
	show multicast rpf .....	340
	show multicast scope .....	344
	show multicast sessions .....	346
	show multicast usage .....	349
	show pim bootstrap .....	352
	show pim interfaces .....	354
	show pim join .....	357
	show pim neighbors .....	371
	show pim rps .....	375
	show pim source .....	382
	show pim statistics .....	385
<b>Chapter 17</b>	<b>IGMP Monitoring Commands .....</b>	<b>399</b>
	clear igmp membership .....	400
	clear igmp statistics .....	403
	show igmp group .....	405
	show configuration protocols igmp .....	409
	show igmp interface .....	411
	show igmp statistics .....	415
	show system statistics igmp .....	418
<b>Chapter 18</b>	<b>IGMP Snooping Monitoring Commands .....</b>	<b>423</b>
	clear igmp-snooping membership .....	424
	clear igmp-snooping statistics .....	425

	show igmp-snooping membership . . . . .	426
	show igmp-snooping route . . . . .	429
	show igmp-snooping statistics . . . . .	431
	show igmp-snooping vlans . . . . .	433
<b>Chapter 19</b>	<b>MSDP Monitoring Commands . . . . .</b>	<b>435</b>
	clear msdp cache . . . . .	436
	clear msdp statistics . . . . .	437
	show msdp . . . . .	438
	show msdp source . . . . .	440
	show msdp source-active . . . . .	442
	show msdp statistics . . . . .	445
	test msdp . . . . .	449
<b>Part 5</b>	<b>Index</b>	
	Index . . . . .	453

# List of Figures

<b>Part 1</b>	<b>PIM</b>	
<b>Chapter 2</b>	<b>Using PIM Sparse Mode</b>	<b>21</b>
	Figure 1: Multicast Traffic Flooded from the Source Using PIM Dense Mode	22
	Figure 2: Prune Messages Sent Back to the Source to Stop Unwanted Multicast Traffic	23
<b>Chapter 3</b>	<b>Using Source-Specific Multicast</b>	<b>27</b>
	Figure 3: Receiver Announces Desire to Join Group G and Source S	30
	Figure 4: Router 3 (Last-Hop Router) Joins the Source Tree	30
	Figure 5: (S,G) State Is Built Between the Source and the Receiver	30
	Figure 6: Network on Which to Configure PIM SSM	31
	Figure 7: Receiver Sends Messages to Join Group G and Source S	36
	Figure 8: Router 3 (Last-Hop Router) Joins the Source Tree	37
	Figure 9: (S,G) State Is Built Between the Source and the Receiver	37
	Figure 10: Simple RPF Topology	37
<b>Chapter 8</b>	<b>Using PIM RPT and SPT Cutover</b>	<b>73</b>
	Figure 11: Building an RPT Between the RP and the Receiver	75
	Figure 12: PIM Register Message and PIM Join Message Exchanged	76
	Figure 13: Traffic Sent from the Source to the RP Router	77
	Figure 14: Traffic Sent from the RP Router Toward the Receiver	77
	Figure 15: Receiver DR Sends a PIM Join Message to the Source	79
	Figure 16: PIM Prune Message Is Sent from the Receiver's DR Toward the RP Router	80
	Figure 17: RP Router Receives PIM Prune Message	80
	Figure 18: RP Router Sends a PIM Prune Message to the Source DR	81
	Figure 19: Source's DR Stops Sending Duplicate Multicast Packets Toward the RP Router	81
	Figure 20: PIM Assert Topology	83
<b>Part 3</b>	<b>MSDP</b>	
<b>Chapter 11</b>	<b>Using MSDP</b>	<b>131</b>
	Figure 21: Source-Active Message Flooding	141



# List of Tables

	<b>About the Documentation</b> . . . . .	<b>xv</b>
	Table 1: Notice Icons . . . . .	xvii
	Table 2: Text and Syntax Conventions . . . . .	xvii
<b>Part 1</b>	<b>PIM</b>	
<b>Chapter 3</b>	<b>Using Source-Specific Multicast</b> . . . . .	<b>27</b>
	Table 3: ASM and SSM Terminology . . . . .	29
<b>Chapter 7</b>	<b>Using PIM Filtering</b> . . . . .	<b>65</b>
	Table 4: PIM Join Filter Match Conditions . . . . .	70
<b>Part 2</b>	<b>IGMP and IGMP Snooping</b>	
<b>Chapter 9</b>	<b>Using IGMP</b> . . . . .	<b>91</b>
	Table 5: IGMP Event Messages . . . . .	111
<b>Chapter 10</b>	<b>Using IGMP Snooping</b> . . . . .	<b>117</b>
	Table 6: Components of the IGMP Snooping Topology . . . . .	123
	Table 7: Summary of IGMP Snooping Output Fields . . . . .	126
<b>Part 3</b>	<b>MSDP</b>	
<b>Chapter 11</b>	<b>Using MSDP</b> . . . . .	<b>131</b>
	Table 8: Source-Active Message Flooding Explanation . . . . .	140
<b>Part 4</b>	<b>Configuration Statements and Operational Commands</b>	
<b>Chapter 16</b>	<b>Multicast Monitoring Commands</b> . . . . .	<b>295</b>
	Table 9: mtrace Output Fields . . . . .	309
	Table 10: mtrace from-source Output Fields . . . . .	313
	Table 11: mtrace monitor Output Fields . . . . .	315
	Table 12: mtrace to-gateway Output Fields . . . . .	318
	Table 13: show multicast flow-map Output Fields . . . . .	320
	Table 14: show multicast interface Output Fields . . . . .	322
	Table 15: show multicast minfo Output Fields . . . . .	324
	Table 16: show multicast next-hops Output Fields . . . . .	327
	Table 17: show multicast pim-to-igmp-proxy Output Fields . . . . .	329
	Table 18: show multicast pim-to-mld-proxy Output Fields . . . . .	331
	Table 19: show multicast route Output Fields . . . . .	334
	Table 20: show multicast rpf Output Fields . . . . .	341
	Table 21: show multicast scope Output Fields . . . . .	344

	Table 22: show multicast sessions Output Fields . . . . .	346
	Table 23: show multicast usage Output Fields . . . . .	350
	Table 24: show pim bootstrap Output Fields . . . . .	352
	Table 25: show pim interfaces Output Fields . . . . .	354
	Table 26: show pim join Output Fields . . . . .	359
	Table 27: show pim neighbors Output Fields . . . . .	372
	Table 28: show pim rps Output Fields . . . . .	376
	Table 29: show pim source Output Fields . . . . .	383
	Table 30: show pim statistics Output Fields . . . . .	386
<b>Chapter 17</b>	<b>IGMP Monitoring Commands . . . . .</b>	<b>399</b>
	Table 31: show igmp group Output Fields . . . . .	405
	Table 32: show igmp group Output Fields . . . . .	409
	Table 33: show igmp interface Output Fields . . . . .	411
	Table 34: show igmp statistics Output Fields . . . . .	415
<b>Chapter 18</b>	<b>IGMP Snooping Monitoring Commands . . . . .</b>	<b>423</b>
	Table 35: show igmp-snooping membership Output Fields . . . . .	426
	Table 36: show igmp-snooping route Output Fields . . . . .	429
	Table 37: show igmp-snooping statistics Output Fields . . . . .	431
	Table 38: show igmp-snooping vlans Output Fields . . . . .	433
<b>Chapter 19</b>	<b>MSDP Monitoring Commands . . . . .</b>	<b>435</b>
	Table 39: show msdp Output Fields . . . . .	438
	Table 40: show msdp source Output Fields . . . . .	441
	Table 41: show msdp source-active Output Fields . . . . .	443
	Table 42: show msdp statistics Output Fields . . . . .	445

# About the Documentation

- Documentation and Release Notes on page xv
- Supported Platforms on page xv
- Using the Examples in This Manual on page xv
- Documentation Conventions on page xvii
- Documentation Feedback on page xix
- Requesting Technical Support on page xix

## Documentation and Release Notes

---

To obtain the most current version of all Juniper Networks® technical documentation, see the product documentation page on the Juniper Networks website at <http://www.juniper.net/techpubs/>.

If the information in the latest release notes differs from the information in the documentation, follow the product Release Notes.

Juniper Networks Books publishes books by Juniper Networks engineers and subject matter experts. These books go beyond the technical documentation to explore the nuances of network architecture, deployment, and administration. The current list can be viewed at <http://www.juniper.net/books>.

## Supported Platforms

---

For the features described in this document, the following platforms are supported:

- QFabric System

## Using the Examples in This Manual

---

If you want to use the examples in this manual, you can use the **load merge** or the **load merge relative** command. These commands cause the software to merge the incoming configuration into the current candidate configuration. The example does not become active until you commit the candidate configuration.

If the example configuration contains the top level of the hierarchy (or multiple hierarchies), the example is a *full example*. In this case, use the **load merge** command.

If the example configuration does not start at the top level of the hierarchy, the example is a *snippet*. In this case, use the **load merge relative** command. These procedures are described in the following sections.

## Merging a Full Example

To merge a full example, follow these steps:

1. From the HTML or PDF version of the manual, copy a configuration example into a text file, save the file with a name, and copy the file to a directory on your routing platform.

For example, copy the following configuration to a file and name the file **ex-script.conf**. Copy the **ex-script.conf** file to the **/var/tmp** directory on your routing platform.

```
system {
  scripts {
    commit {
      file ex-script.xml;
    }
  }
}
interfaces {
  fxp0 {
    disable;
    unit 0 {
      family inet {
        address 10.0.0.1/24;
      }
    }
  }
}
```

2. Merge the contents of the file into your routing platform configuration by issuing the **load merge** configuration mode command:

```
[edit]
user@host# load merge /var/tmp/ex-script.conf
load complete
```

## Merging a Snippet

To merge a snippet, follow these steps:

1. From the HTML or PDF version of the manual, copy a configuration snippet into a text file, save the file with a name, and copy the file to a directory on your routing platform.

For example, copy the following snippet to a file and name the file **ex-script-snippet.conf**. Copy the **ex-script-snippet.conf** file to the **/var/tmp** directory on your routing platform.

```
commit {
  file ex-script-snippet.xml; }
```

2. Move to the hierarchy level that is relevant for this snippet by issuing the following configuration mode command:



```
[edit]
user@host# edit system scripts
[edit system scripts]
```

3. Merge the contents of the file into your routing platform configuration by issuing the **load merge relative** configuration mode command:

```
[edit system scripts]
user@host# load merge relative /var/tmp/ex-script-snippet.conf
load complete
```

For more information about the **load** command, see the *CLI User Guide*.

## Documentation Conventions

Table 1 on page xvii defines notice icons used in this guide.

Table 1: Notice Icons







Icon	Meaning	Description
	Informational note	Indicates important features or instructions.
	Caution	Indicates a situation that might result in loss of data or hardware damage.
	Warning	Alerts you to the risk of personal injury or death.
	Laser warning	Alerts you to the risk of personal injury from a laser.
	Tip	Indicates helpful information.
	Best practice	Alerts you to a recommended use or implementation.

Table 2 on page xvii defines the text and syntax conventions used in this guide.

Table 2: Text and Syntax Conventions

Convention	Description	Examples
<b>Bold text like this</b>	Represents text that you type.	To enter configuration mode, type the <b>configure</b> command:  user@host> <b>configure</b>

Table 2: Text and Syntax Conventions (*continued*)

Convention	Description	Examples
Fixed-width text like this	Represents output that appears on the terminal screen.	<pre>user@host&gt; show chassis alarms</pre> <p>No alarms currently active</p>
<i>Italic text like this</i>	<ul style="list-style-type: none"> <li>Introduces or emphasizes important new terms.</li> <li>Identifies guide names.</li> <li>Identifies RFC and Internet draft titles.</li> </ul>	<ul style="list-style-type: none"> <li>A policy <i>term</i> is a named structure that defines match conditions and actions.</li> <li><i>Junos OS CLI User Guide</i></li> <li>RFC 1997, <i>BGP Communities Attribute</i></li> </ul>
<i>Italic text like this</i>	Represents variables (options for which you substitute a value) in commands or configuration statements.	<p>Configure the machine's domain name:</p> <pre>[edit] root@# set system domain-name domain-name</pre>
Text like this	Represents names of configuration statements, commands, files, and directories; configuration hierarchy levels; or labels on routing platform components.	<ul style="list-style-type: none"> <li>To configure a stub area, include the <b>stub</b> statement at the <b>[edit protocols ospf area area-id]</b> hierarchy level.</li> <li>The console port is labeled <b>CONSOLE</b>.</li> </ul>
< > (angle brackets)	Encloses optional keywords or variables.	<b>stub &lt;default-metric metric&gt;;</b>
(pipe symbol)	Indicates a choice between the mutually exclusive keywords or variables on either side of the symbol. The set of choices is often enclosed in parentheses for clarity.	<b>broadcast   multicast</b> <b>(string1   string2   string3)</b>
# (pound sign)	Indicates a comment specified on the same line as the configuration statement to which it applies.	<b>rsvp { # Required for dynamic MPLS only</b>
[ ] (square brackets)	Encloses a variable for which you can substitute one or more values.	<b>community name members [ community-ids ]</b>
Indentation and braces ( { } )	Identifies a level in the configuration hierarchy.	<pre>[edit] routing-options {   static {     route default {       nexthop address;       retain;     }   } }</pre>
;(semicolon)	Identifies a leaf statement at a configuration hierarchy level.	
<b>GUI Conventions</b>		
<b>Bold text like this</b>	Represents graphical user interface (GUI) items you click or select.	<ul style="list-style-type: none"> <li>In the Logical Interfaces box, select <b>All Interfaces</b>.</li> <li>To cancel the configuration, click <b>Cancel</b>.</li> </ul>

Table 2: Text and Syntax Conventions (*continued*)

Convention	Description	Examples
> (bold right angle bracket)	Separates levels in a hierarchy of menu selections.	In the configuration editor hierarchy, select <b>Protocols&gt;Ospf</b> .

## Documentation Feedback

We encourage you to provide feedback, comments, and suggestions so that we can improve the documentation. You can provide feedback by using either of the following methods:

- Online feedback rating system—On any page at the Juniper Networks Technical Documentation site at <http://www.juniper.net/techpubs/index.html>, simply click the stars to rate the content, and use the pop-up form to provide us with information about your experience. Alternately, you can use the online feedback form at <https://www.juniper.net/cgi-bin/docbugreport/>.
- E-mail—Send your comments to [techpubs-comments@juniper.net](mailto:techpubs-comments@juniper.net). Include the document or topic name, URL or page number, and software version (if applicable).

## Requesting Technical Support

Technical product support is available through the Juniper Networks Technical Assistance Center (JTAC). If you are a customer with an active J-Care or Partner Support Service support contract, or are covered under warranty, and need post-sales technical support, you can access our tools and resources online or open a case with JTAC.

- JTAC policies—For a complete understanding of our JTAC procedures and policies, review the *JTAC User Guide* located at <http://www.juniper.net/us/en/local/pdf/resource-guides/7100059-en.pdf>.
- Product warranties—For product warranty information, visit <http://www.juniper.net/support/warranty/>.
- JTAC hours of operation—The JTAC centers have resources available 24 hours a day, 7 days a week, 365 days a year.

## Self-Help Online Tools and Resources

For quick and easy problem resolution, Juniper Networks has designed an online self-service portal called the Customer Support Center (CSC) that provides you with the following features:

- Find CSC offerings: <http://www.juniper.net/customers/support/>
- Search for known bugs: <http://www2.juniper.net/kb/>
- Find product documentation: <http://www.juniper.net/techpubs/>
- Find solutions and answer questions using our Knowledge Base: <http://kb.juniper.net/>

- Download the latest versions of software and review release notes:  
<http://www.juniper.net/customers/csc/software/>
- Search technical bulletins for relevant hardware and software notifications:  
<http://kb.juniper.net/InfoCenter/>
- Join and participate in the Juniper Networks Community Forum:  
<http://www.juniper.net/company/communities/>
- Open a case online in the CSC Case Management tool: <http://www.juniper.net/cm/>

To verify service entitlement by product serial number, use our Serial Number Entitlement (SNE) Tool: <https://tools.juniper.net/SerialNumberEntitlementSearch/>

## Opening a Case with JTAC

You can open a case with JTAC on the Web or by telephone.

- Use the Case Management tool in the CSC at <http://www.juniper.net/cm/>.
- Call 1-888-314-JTAC (1-888-314-5822 toll-free in the USA, Canada, and Mexico).

For international or direct-dial options in countries without toll-free numbers, see <http://www.juniper.net/support/requesting-support.html>.

## PART 1

# PIM

- [Using PIM Basics on page 3](#)
- [Using PIM Sparse Mode on page 21](#)
- [Using Source-Specific Multicast on page 27](#)
- [Using Static RP on page 45](#)
- [Using Anycast RP on page 51](#)
- [Using PIM Bootstrap Router on page 61](#)
- [Using PIM Filtering on page 65](#)
- [Using PIM RPT and SPT Cutover on page 73](#)



## CHAPTER 1

# Using PIM Basics

- [Optimizing the Number of Multicast Flows on QFabric Systems on page 3](#)
- [PIM Overview on page 3](#)
- [PIM on Aggregated Interfaces on page 7](#)
- [Changing the PIM Version on page 7](#)
- [Modifying the PIM Hello Interval on page 7](#)
- [Preserving Multicast Performance by Disabling Response to the ping Utility on page 8](#)
- [Configuring PIM Trace Options on page 9](#)
- [Disabling PIM on page 11](#)
- [Configuring Interface Priority for PIM Designated Router Selection on page 14](#)
- [Configuring PIM Designated Router Election on Point-to-Point Links on page 15](#)
- [Configuring BFD for PIM on page 15](#)
- [Configuring BFD Authentication for PIM on page 17](#)

## Optimizing the Number of Multicast Flows on QFabric Systems

---

Because of the distributed nature of QFabric systems, the default configuration does not allow the maximum number of supported Layer 3 multicast flows to be created. To allow a QFabric system to create the maximum number of supported flows, configure the following statement:

```
set fabric routing-options multicast fabric-optimized-distribution
```

After configuring this statement, you must reboot the QFabric Director group to make the change take effect.

**Related  
Documentation**

- 

## PIM Overview

---

The predominant multicast routing protocol in use on the Internet today is Protocol Independent Multicast, or PIM. The type of PIM used on the Internet is PIM sparse mode. PIM sparse mode is so accepted that when the simple term “PIM” is used in an Internet context, some form of sparse mode operation is assumed.

PIM emerged as an algorithm to overcome the limitations of dense-mode protocols such as the Distance Vector Multicast Routing Protocol (DVMRP), which was efficient for dense clusters of multicast receivers, but did not scale well for the larger, sparser, groups encountered on the Internet. The Core Based Trees (CBT) Protocol was intended to support sparse mode as well, but CBT, with its all-powerful core approach, made placement of the core critical, and large conference-type applications (many-to-many) resulted in bottlenecks in the core. PIM was designed to avoid the dense-mode scaling issues of DVMRP and the potential performance issues of CBT at the same time.

PIM is one of the most rapidly evolving specifications on the Internet today. Since its introduction in 1995, PIM has already seen two major revisions to its packet structure (PIM version 1 [PIMv1] and PIM version 2 [PIMv2]), two major RFCs (RFC 2362 obsoleted RFC 2117), and numerous drafts describing major components of PIM, such as many-to-many trees and source-specific multicast (SSM). Long-lasting RFCs are not a feature of PIM, and virtually all of PIM must be researched, understood, and implemented directly from Internet drafts. In fact, no current RFC describes PIMv1 at all. The drafts have all expired, and PIMv1 was never issued as an official RFC.

PIM itself is not nonstandard or unstable, however. PIM has been a promising multicast routing protocol since its inception, especially PIM sparse mode, the first real sparse-mode multicast routing protocol. Work continues on PIM in a number of areas, from bidirectional trees to network management, and the rapid pace of development makes drafts essential for PIM.

PIMv1 and PIMv2 can coexist on the same routing device and even on the same interface. The main difference between PIMv1 and PIMv2 is the packet format. PIMv1 messages use Internet Group Management Protocol (IGMP) packets, whereas PIMv2 has its own IP protocol number (103) and packet structure. All routing devices connecting to an IP subnet such as a LAN must use the same PIM version. Some PIM implementations can recognize PIMv1 packets and automatically switch the routing device interface to PIMv1. Because the difference between PIMv1 and PIMv2 involves the message format, but not the meaning of the message or how the routing device processes the PIM message, a routing device can easily mix PIMv1 and PIMv2 interfaces.

PIM is used for efficient routing to multicast groups that might span wide-area and interdomain internetworks. It is called “protocol independent” because it does not depend on a particular unicast routing protocol. Junos OS supports bidirectional mode, sparse mode, dense mode, and sparse-dense mode.

PIM operates in several modes: bidirectional mode, sparse mode, dense mode, and sparse-dense mode. In sparse-dense mode, some multicast groups are configured as dense mode (flood-and-prune, [S,G] state) and others are configured as sparse mode (explicit join to rendezvous point [RP], [\*G] state).

PIM drafts also establish a mode known as PIM source-specific mode, or PIM SSM. In PIM SSM there is only one specific source for the content of a multicast group within a given domain.



Because the PIM mode you choose determines the PIM configuration properties, you first must decide whether PIM operates in bidirectional, sparse, dense, or sparse-dense mode in your network. Each mode has distinct operating advantages in different network environments.

- In sparse mode, routing devices must join and leave multicast groups explicitly. Upstream routing devices do not forward multicast traffic to a downstream routing device unless the downstream routing device has sent an explicit request (by means of a join message) to the rendezvous point (RP) routing device to receive this traffic. The RP serves as the root of the shared multicast delivery tree and is responsible for forwarding multicast data from different sources to the receivers.

Sparse mode is well suited to the Internet, where frequent interdomain join messages and prune messages are common.



**NOTE:** On all the EX series switches (except EX4300 and EX9200), QFX5100 switches, and OCX series switches, the rate limit is set to 1pps per SG to avoid overwhelming the rendezvous point (RP), First hop router (FHR) with PIM-sparse mode (PIM-SM) register messages and cause CPU hogs. This rate limit helps in improving scaling and convergence times by avoiding duplicate packets being trapped, and tunneled to RP in software.

- Bidirectional PIM is similar to sparse mode, and is especially suited to applications that must scale to support a large number of dispersed sources and receivers. In bidirectional PIM, routing devices build shared bidirectional trees and do not switch to a source-based tree. Bidirectional PIM scales well because it needs no source-specific (S,G) state. Instead, it builds only group-specific (\*,G) state.
- Unlike sparse mode and bidirectional mode, in which data is forwarded only to routing devices sending an explicit PIM join request, dense mode implements a *flood-and-prune* mechanism, similar to the Distance Vector Multicast Routing Protocol (DVMRP). In dense mode, a routing device receives the multicast data on the incoming interface, then forwards the traffic to the outgoing interface list. Flooding occurs periodically and is used to refresh state information, such as the source IP address and multicast group pair. If the routing device has no interested receivers for the data, and the outgoing interface list becomes empty, the routing device sends a PIM prune message upstream.

Dense mode works best in networks where few or no prunes occur. In such instances, dense mode is actually more efficient than sparse mode.

- Sparse-dense mode, as the name implies, allows the interface to operate on a per-group basis in either sparse or dense mode. A group specified as “dense” is not mapped to an RP. Instead, data packets destined for that group are forwarded by means of PIM dense mode rules. A group specified as “sparse” is mapped to an RP, and data packets are forwarded by means of PIM sparse-mode rules. Sparse-dense mode is useful in networks implementing auto-RP for PIM sparse mode.

## Basic PIM Network Components

PIM dense mode requires only a multicast source and series of multicast-enabled routing devices running PIM dense mode to allow receivers to obtain multicast content. Dense mode makes sure that all multicast traffic gets everywhere by periodically flooding the network with multicast traffic, and relies on prune messages to make sure that subnets where all receivers are uninterested in that particular multicast group stop receiving packets.

PIM sparse mode is more complicated and requires the establishment of special routing devices called *rendezvous points (RPs)* in the network core. These routing devices are where upstream join messages from interested receivers meet downstream traffic from the source of the multicast group content. A network can have many RPs, but PIM sparse mode allows only one RP to be active for any multicast group.

If there is only one RP in a routing domain, the RP and adjacent links might become congested and form a single point of failure for all multicast traffic. Thus, multiple RPs are the rule, but the issue then becomes how other multicast routing devices find the RP that is the source of the multicast group the receiver is trying to join. This RP-to-group mapping is controlled by a special *bootstrap router (BSR)* running the PIM BSR mechanism. There can be more than one bootstrap router as well, also for single-point-of-failure reasons.

The bootstrap router does not have to be an RP itself, although this is a common implementation. The bootstrap router's main function is to manage the collection of RPs and allow interested receivers to find the source of their group's multicast traffic. PIM bootstrap messages are sourced from the loopback address, which is always up. The loopback address must be routable. If it is not routable, then the bootstrap router is unable to send bootstrap messages to update the RP domain members. The **show pim bootstrap** command displays only those bootstrap routers that have routable loopback addresses.

PIM SSM can be seen as a subset of a special case of PIM sparse mode and requires no specialized equipment other than that used for PIM sparse mode (and IGMP version 3).

Bidirectional PIM RPs, unlike RPs for PIM sparse mode, do not need to perform PIM Register tunneling or other specific protocol action. Bidirectional PIM RPs implement no specific functionality. RP addresses are simply a location in the network to rendezvous toward. In fact, for bidirectional PIM, RP addresses need not be loopback interface addresses or even be addresses configured on any routing device, as long as they are covered by a subnet that is connected to a bidirectional PIM-capable routing device and advertised to the network.

- Related Documentation**
- *Supported IP Multicast Protocol Standards in the Multicast Protocols Feature Guide for Routing Devices*

## PIM on Aggregated Interfaces

If you configure PIM on an aggregated (**ae-** or **as-**) interface, each of the interfaces in the aggregate is included in the multicast output interface list and carries the single stream of replicated packets in a load-sharing fashion. The multicast aggregate interface is “expanded” into its constituent interfaces in the next-hop database.

- Related Documentation**
- [PIM Overview on page 3](#)
  - [interface on page 183](#)

## Changing the PIM Version

All systems on a subnet must run the same version of PIM.

The default PIM version can be version 1 or version 2, depending on the mode you are configuring. PIMv1 is the default for rendezvous point (RP) mode (at the **[edit protocols pim rp static address address]** hierarchy level). However, PIMv2 is the default for interface mode (at the **[edit protocols pim interface interface-name]** hierarchy level). Explicitly configured versions override the defaults.

To configure the PIM version, include the **version** statement:

```
version (1 | 2);
```

## Modifying the PIM Hello Interval

Routing devices send hello messages at a fixed interval on all PIM-enabled interfaces. By using hello messages, routing devices advertise their existence as PIM routing devices on the subnet. With all PIM-enabled routing devices advertised, a single designated router for the subnet is established.

When a routing device is configured for PIM, it sends a hello message at a 30-second default interval. The interval range is from 0 through 255. When the interval counts down to 0, the routing device sends another hello message, and the timer is reset. A routing device that receives no response from a neighbor in 3.5 times the interval value drops the neighbor. In the case of a 30-second interval, the amount of time a routing device waits for a response is 105 seconds.

If a PIM hello message contains the hold-time option, the neighbor timeout is set to the hold-time sent in the message. If a PIM hello message does not contain the hold-time option, the neighbor timeout is set to the default hello hold time.

To modify how often the routing device sends hello messages out of an interface:

1. This example shows the configuration for the routing instance. Configure the interface globally or in the routing instance.

```
[edit routing-instances PIM.master protocols pim interface fe-3/0/2.0]
user@host# set hello-interval 255
```

2. Verify the configuration by checking the **Hello Option Holdtime** field in the output of the **show pim neighbors detail** command.

```
user@host> show pim neighbors detail
Instance: PIM.master
Interface: fe-3/0/2.0
Address: 192.168.195.37, IPv4, PIM v2, Mode: Sparse
Hello Option Holdtime: 255 seconds
Hello Option DR Priority: 1
Hello Option LAN Prune Delay: delay 500 ms override 2000 ms
Join Suppression supported
Rx Join: Group Source Timeout
225.1.1.1 192.168.195.78 0
225.1.1.1 0

Interface: lo0.0
Address: 10.255.245.91, IPv4, PIM v2, Mode: Sparse
Hello Option Holdtime: 255 seconds
Hello Option DR Priority: 1
Hello Option LAN Prune Delay: delay 500 ms override 2000 ms
Join Suppression supported

Interface: pd-6/0/0.32768
Address: 0.0.0.0, IPv4, PIM v2, Mode: Sparse
Hello Option Holdtime: 255 seconds
Hello Option DR Priority: 0
Hello Option LAN Prune Delay: delay 500 ms override 2000 ms
Join Suppression supported
```

Related Documentation • [show pim neighbors on page 371](#)

---

## Preserving Multicast Performance by Disabling Response to the ping Utility

The ping utility uses ICMP Echo messages to verify connectivity to any device with an IP address. However, in the case of multicast applications, a single ping sent to a multicast address can degrade the performance of routers because the stream of packets is replicated multiple times.

You can disable the router's response to ping (ICMP Echo) packets sent to multicast addresses. The system responds normally to unicast ping packets.

To disable the router's response to ping packets sent to multicast addresses:

1. Include the **no-multicast-echo** statement:

```
[edit system]
user@host# set no-multicast-echo
```

2. Verify the configuration by checking the **echo drops with broadcast or multicast destination address** field in the output of the **show system statistics icmp** command.

```
user@host> show system statistics icmp

icmp:
0 drops due to rate limit
0 calls to icmp_error
0 errors not generated because old message was icmp
```

```

Output histogram:
echo reply: 21
0 messages with bad code fields
0 messages less than the minimum length
0 messages with bad checksum
0 messages with bad source address
0 messages with bad length
100 echo drops with broadcast or multicast destination address
0 timestamp drops with broadcast or multicast destination address
Input histogram:
echo: 21
21 message responses generated

```

- Related Documentation**
- *Configuring Junos OS to Disable the Routing Engine Response to Multicast Ping Packets*
  - *show system statistics icmp*

## Configuring PIM Trace Options

Tracing operations record detailed messages about the operation of routing protocols, such as the various types of routing protocol packets sent and received, and routing policy actions. You can specify which trace operations are logged by including specific tracing flags. The following table describes the flags that you can include.

Flag	Description
<b>all</b>	Trace all operations.
<b>assert</b>	Trace assert messages, which are used to resolve which of the parallel routers connected to a multiaccess LAN is responsible for forwarding packets to the LAN.
<b>autorp</b>	Trace bootstrap, RP, and auto-RP messages.
<b>bidirectional-df-election</b>	Trace bidirectional PIM designated-forwarder (DF) election events.
<b>bootstrap</b>	Trace bootstrap messages, which are sent periodically by the PIM domain's bootstrap router and are forwarded, hop by hop, to all routers in that domain.
<b>general</b>	Trace general events.
<b>graft</b>	Trace graft and graft acknowledgment messages.
<b>hello</b>	Trace hello packets, which are sent so that neighboring routers can discover one another.
<b>join</b>	Trace join messages, which are sent to join a branch onto the multicast distribution tree.
<b>mdt</b>	Trace messages related to multicast data tunnels.

Flag	Description
<b>normal</b>	Trace normal events.
<b>nsr-synchronization</b>	Trace nonstop routing synchronization events
<b>packets</b>	Trace all PIM packets.
<b>policy</b>	Trace poison-route-reverse packets.
<b>prune</b>	Trace prune messages, which are sent to prune a branch off the multicast distribution tree.
<b>register</b>	Trace register and register-stop messages. Register messages are sent to the RP when a multicast source first starts sending to a group.
<b>route</b>	Trace routing information.
<b>rp</b>	Trace candidate RP advertisements.
<b>state</b>	Trace state transitions.
<b>task</b>	Trace task processing.
<b>timer</b>	Trace timer processing.

In the following example, tracing is enabled for all routing protocol packets. Then tracing is narrowed to focus only on PIM packets of a particular type.

To configure tracing operations for PIM:

1. (Optional) Configure tracing at the [**routing-options** hierarchy level to trace all protocol packets.

```
[edit routing-options traceoptions]
user@host# set file all-packets-trace
user@host# set flag all
```

2. Configure the filename for the PIM trace file.

```
[edit protocols pim traceoptions]
user@host# set file pim-trace
```

3. (Optional) Configure the maximum number of trace files.

```
[edit protocols pim traceoptions]
user@host# set file files 5
```

4. (Optional) Configure the maximum size of each trace file.

```
[edit protocols pim traceoptions]
user@host# set file size 1m
```

5. (Optional) Enable unrestricted file access.

```
[edit protocols pim traceoptions]
user@host# set file world-readable
```

6. Configure tracing flags.

Suppose you are troubleshooting issues with PIM version 1 control packets that are received on an interface configured for PIM version 2. The following example shows how to trace messages associated with this problem.

```
[edit protocols pim traceoptions]
user@host# set flag packets | match "Rx V1 Require V2"
```

7. View the trace file.

```
user@host> file list /var/log
user@host> file show /var/log/pim-trace
```

- Related Documentation**
- [PIM Overview on page 3](#)
  - *Tracing and Logging Junos OS Operations*

## Disabling PIM

By default, when configured, the PIM protocol is enabled on all interfaces for all families. If desired, you can disable PIM at the protocol, interface, or family hierarchy levels.

The hierarchy in which you configure PIM is critical. In general, the most specific configuration takes precedence. However, if PIM is disabled at the protocol level, then any disable statements with respect to an interface or family are ignored.

For example, the order of precedence for disabling PIM on a particular interface family is:

1. If PIM is disabled at the **[edit protocols pim interface *interface-name* family]** hierarchy level, then PIM is disabled for that interface family.
2. If PIM is not configured at the **[edit protocols pim interface *interface-name* family]** hierarchy level, but is disabled at the **[edit protocols pim interface *interface-name*]** hierarchy level, then PIM is disabled for all families on the specified interface.
3. If PIM is not configured at either the **[edit protocols pim interface *interface-name* family]** hierarchy level or the **[edit protocols pim interface *interface-name*]** hierarchy level, but is disabled at the **[edit protocols pim]** hierarchy level, then the PIM protocol is disabled globally for all interfaces and all families.

The following sections describe how to disable PIM at the various hierarchy levels.

- [Disabling the PIM Protocol on page 12](#)
- [Disabling PIM on an Interface on page 12](#)
- [Disabling PIM for a Family on page 13](#)
- [Disabling PIM for a Rendezvous Point on page 13](#)

## Disabling the PIM Protocol

You can explicitly disable the PIM protocol. Disabling the PIM protocol disables the protocol for all interfaces and all families. This is accomplished at the **[edit protocols pim]** hierarchy level:

```
[edit protocols]
pim {
  disable;
}
```

To disable the PIM protocol:

1. Include the **disable** statement.

```
user@host# set protocols pim disable
```

2. (Optional) Verify your configuration settings before committing them by using the **show protocols pim** command.

```
user@host# run show protocols pim
```

## Disabling PIM on an Interface

You can disable the PIM protocol on a per-interface basis. This is accomplished at the **[edit protocols pim interface *interface-name*]** hierarchy level:

```
[edit protocols]
pim {
  interface interface-name {
    disable;
  }
}
```

To disable PIM on an interface:

1. Include the **disable** statement.

```
user@host# set protocols pim interface fe-0/1/0 disable
```

2. (Optional) Verify your configuration settings before committing them by using the **show protocols pim** command.

```
user@host# run show protocols pim
```



## Disabling PIM for a Family

You can disable the PIM protocol on a per-family basis. This is accomplished at the **[edit protocols pim family]** hierarchy level:

```
[edit protocols]
pim {
  family inet {
    disable;
  }
  family inet6 {
    disable;
  }
}
```

To disable PIM for a family:

1. Include the **disable** statement.

```
user@host# set protocols pim family inet disable
user@host# set protocols pim family inet6 disable
```

2. (Optional) Verify your configuration settings before committing them by using the **show protocols pim** command.

```
user@host# run show protocols pim
```

## Disabling PIM for a Rendezvous Point

You can disable the PIM protocol for a rendezvous point (RP) on a per-family basis. This is accomplished at the **[edit protocols pim rp local family]** hierarchy level:

```
[edit protocols]
pim {
  rp {
    local {
      family inet {
        disable;
      }
      family inet6 {
        disable;
      }
    }
  }
}
```

To disable PIM for an RP family:

1. Use the **disable** statement.

```
user@host# set protocols pim rp local family inet disable
user@host# set protocols pim rp local family inet6 disable
```

2. (Optional) Verify your configuration settings before committing them by using the **show protocols pim** command.

```
user@host# run show protocols pim
```

## Configuring Interface Priority for PIM Designated Router Selection

---

A designated router (DR) sends periodic join messages and prune messages toward a group-specific rendezvous point (RP) for each group for which it has active members. When a Protocol Independent Multicast (PIM) router learns about a source, it originates a Multicast Source Discovery Protocol (MSDP) source-address message if it is the DR on the upstream interface.

By default, every PIM interface has an equal probability (priority 1) of being selected as the DR. Configuring the interface DR priority helps ensure that changing an IP address does not alter your forwarding model.

To configure the interface designated router priority:

1. This example shows the configuration for the routing instance. Configure the interface globally or in the routing instance.

```
[edit routing-instances PIM.master protocols pim interface ge-0/0/0.0 family inet]
user@host# set priority 5
```

2. Verify the configuration by checking the **Hello Option DR Priority** field in the output of the **show pim neighbors detail** command.

```
user@host> show pim neighbors detail
```

```
Instance: PIM.master
Interface: ge-0/0/0.0
Address: 192.168.195.37, IPv4, PIM v2, Mode: Sparse
Hello Option Holdtime: 65535 seconds
Hello Option DR Priority: 5
Hello Option LAN Prune Delay: delay 500 ms override 2000 ms
Join Suppression supported
Rx Join: Group Source Timeout
225.1.1.1 192.168.195.78 0
225.1.1.1 0
```

```
Interface: lo0.0
Address: 10.255.245.91, IPv4, PIM v2, Mode: Sparse
Hello Option Holdtime: 65535 seconds
Hello Option DR Priority: 1
Hello Option LAN Prune Delay: delay 500 ms override 2000 ms
Join Suppression supported
```

```
Interface: pd-6/0/0.32768
Address: 0.0.0.0, IPv4, PIM v2, Mode: Sparse
Hello Option Holdtime: 65535 seconds
Hello Option DR Priority: 0
Hello Option LAN Prune Delay: delay 500 ms override 2000 ms
Join Suppression supported
```

- Related Documentation**
- [Configuring PIM Designated Router Election on Point-to-Point Links on page 15](#)
  - [Understanding PIM Sparse Mode](#)
  - [show pim neighbors on page 371](#)

## Configuring PIM Designated Router Election on Point-to-Point Links

To comply with the latest PIM drafts, enable designated router (DR) election on all PIM interfaces, including point-to-point (P2P) interfaces. (DR election is enabled by default on all other interfaces.) One of the two routers might join a multicast group on its P2P link interface. The DR on that link is responsible for initiating the relevant join messages.

To enable DR election on point-to-point interfaces:

1. On both point-to-point link routers, configure the router globally or in the routing instance. This example shows the configuration for the routing instance.  
  

```
[edit routing-instances PIM.master protocols pim]
user@host# set dr-election-on-p2p
```
2. Verify the configuration by checking the **State** field in the output of the **show pim interfaces** command. The possible values for the **State** field are DR, NotDR, and P2P. When a point-to-point link interface is elected to be the DR, the interface state becomes DR instead of P2P.
3. If the **show pim interfaces** command continues to report the P2P state, consider running the **restart routing** command on both routers on the point-to-point link. Then recheck the state.



**CAUTION:** Do not restart a software process unless specifically asked to do so by your Juniper Networks customer support representative. Restarting a software process during normal operation of a routing platform could cause interruption of packet forwarding and loss of data.

```
[edit]
user@host# run restart routing
```

### Related Documentation

- [Understanding PIM Sparse Mode](#)
- [Configuring Interface Priority for PIM Designated Router Selection on page 14](#)
- [show pim interfaces on page 354](#)

## Configuring BFD for PIM

The Bidirectional Forwarding Detection (BFD) Protocol is a simple hello mechanism that detects failures in a network. BFD works with a wide variety of network environments and topologies. A pair of routing devices exchanges BFD packets. Hello packets are sent at a specified, regular interval. A neighbor failure is detected when the routing device stops receiving a reply after a specified interval. The BFD failure detection timers have shorter time limits than the Protocol Independent Multicast (PIM) hello hold time, so they provide faster detection.

The BFD failure detection timers are adaptive and can be adjusted to be faster or slower. The lower the BFD failure detection timer value, the faster the failure detection and vice versa.

versa. For example, the timers can adapt to a higher value if the adjacency fails (that is, the timer detects failures more slowly). Or a neighbor can negotiate a higher value for a timer than the configured value. The timers adapt to a higher value when a BFD session flap occurs more than three times in a span of 15 seconds. A back-off algorithm increases the receive (Rx) interval by two if the local BFD instance is the reason for the session flap. The transmission (Tx) interval is increased by two if the remote BFD instance is the reason for the session flap. You can use the **clear bfd adaptation** command to return BFD interval timers to their configured values. The **clear bfd adaptation** command is hitless, meaning that the command does not affect traffic flow on the routing device.

You must specify the minimum transmit and minimum receive intervals to enable BFD on PIM.

To enable failure detection:

1. Configure the interface globally or in a routing instance.

This example shows the global configuration.

```
[edit protocols pim]
user@host# edit interface fe-1/0/0.0 family inet bfd-liveness-detection
```

2. Configure the minimum transmit interval.

This is the minimum interval after which the routing device transmits hello packets to a neighbor with which it has established a BFD session. Specifying an interval smaller than 300 ms can cause undesired BFD flapping.

```
[edit protocols pim interface fe-1/0/0.0 family inet bfd-liveness-detection]
user@host# set transmit-interval 350
```

3. Configure the minimum interval after which the routing device expects to receive a reply from a neighbor with which it has established a BFD session.

Specifying an interval smaller than 300 ms can cause undesired BFD flapping.

```
[edit protocols pim interface fe-1/0/0.0 family inet bfd-liveness-detection]
user@host# set minimum-receive-interval 350
```

4. (Optional) Configure other BFD settings.

As an alternative to setting the receive and transmit intervals separately, configure one interval for both.

```
[edit protocols pim interface fe-1/0/0.0 family inet bfd-liveness-detection]
user@host# set minimum-interval 350
```

5. Configure the threshold for the adaptation of the BFD session detection time.

When the detection time adapts to a value equal to or greater than the threshold, a single trap and a single system log message are sent.

```
[edit protocols pim interface fe-1/0/0.0 family inet bfd-liveness-detection]
user@host# set detection-time threshold 800
```

6. Configure the number of hello packets not received by a neighbor that causes the originating interface to be declared down.

```
[edit protocols pim interface fe-1/0/0.0 family inet bfd-liveness-detection]
```

```
user@host# set multiplier 50
```

7. Configure the BFD version.

```
[edit protocols pim interface fe-1/0/0.0 family inet bfd-liveness-detection]
user@host# set version 1
```

8. Specify that BFD sessions should not adapt to changing network conditions.

We recommend that you not disable BFD adaptation unless it is preferable not to have BFD adaptation enabled in your network.

```
[edit protocols pim interface fe-1/0/0.0 family inet bfd-liveness-detection]
user@host# set no-adaptation
```

9. Verify the configuration by checking the output of the **show bfd session** command.

Related Documentation

- [show bfd session](#)

## Configuring BFD Authentication for PIM

Beginning with Junos OS Release 9.6, you can configure authentication for Bidirectional Forwarding Detection (BFD) sessions running over Protocol Independent Multicast (PIM). Routing instances are also supported. The following steps are needed to configure authentication on a BFD session:

1. Specify the BFD authentication algorithm for the PIM protocol.
2. Associate the authentication keychain with the PIM protocol.
3. Configure the related security authentication keychain.

The following sections provide instructions for configuring and viewing BFD authentication on PIM:

- [Configuring BFD Authentication Parameters on page 17](#)
- [Viewing Authentication Information for BFD Sessions on page 18](#)

### Configuring BFD Authentication Parameters

BFD authentication is only supported in the Canada and United States version of the Junos OS image and is not available in the export version.

To configure BFD authentication:

1. Specify the algorithm (**keyed-md5**, **keyed-sha-1**, **meticulous-keyed-md5**, **meticulous-keyed-sha-1**, or **simple-password**) to use for BFD authentication on a PIM route or routing instance.

```
[edit protocols pim]
user@host# set interface ge-0/1/5 family inet bfd-liveness-detection authentication
algorithm keyed-sha-1
```



**NOTE:** Nonstop active routing (NSR) is not supported with the meticulous-keyed-md5 and meticulous-keyed-sha-1 authentication algorithms. BFD sessions using these algorithms might go down after a switchover.

2. Specify the keychain to be used to associate BFD sessions on the specified PIM route or routing instance with the unique security authentication keychain attributes.

The keychain you specify must match the keychain name configured at the **[edit security authentication key-chains]** hierarchy level.

```
[edit protocols pim]
user@host# set interface ge-0/1/5 family inet bfd-liveness-detection authentication
keychain bfd-pim
```



**NOTE:** The algorithm and keychain must be configured on both ends of the BFD session, and they must match. Any mismatch in configuration prevents the BFD session from being created.

3. Specify the unique security authentication information for BFD sessions:
  - The matching keychain name as specified in Step 2.
  - At least one key, a unique integer between 0 and 63. Creating multiple keys allows multiple clients to use the BFD session.
  - The secret data used to allow access to the session.
  - The time at which the authentication key becomes active, in the format *yyyy-mm-dd.hh:mm:ss*.

```
[edit security]
user@host# set authentication-key-chains key-chain bfd-pim key 53 secret
$9$ggaJDmPQ6/tJgF/AtREVsyPsnCtUHm start-time 2009-06-14.10:00:00
```

4. (Optional) Specify loose authentication checking if you are transitioning from nonauthenticated sessions to authenticated sessions.

```
[edit protocols pim]
user@host# set interface ge-0/1/5 family inet bfd-liveness-detection authentication
loose-check
```

5. (Optional) View your configuration by using the **show bfd session detail** or **show bfd session extensive** command.
6. Repeat these steps to configure the other end of the BFD session.

## Viewing Authentication Information for BFD Sessions

You can view the existing BFD authentication configuration by using the **show bfd session detail** and **show bfd session extensive** commands.

The following example shows BFD authentication configured for the **ge-0/1/5** interface. It specifies the keyed SHA-1 authentication algorithm and a keychain name of **bfd-pim**. The authentication keychain is configured with two keys. Key 1 contains the secret data “\$9\$ggaJDmPQ6/tJgF/AtREVsyPsnCtUHm” and a start time of June 1, 2009, at 9:46:02 AM PST. Key 2 contains the secret data “\$9\$a5jiKW9L.reP38ny.TszF2/9” and a start time of June 1, 2009, at 3:29:20 PM PST.

```
[edit protocols pim]
interface ge-0/1/5 {
  family inet {
    bfd-liveness-detection {
      authentication {
        key-chain bfd-pim;
        algorithm keyed-sha-1;
      }
    }
  }
}
[edit security]
authentication key-chains {
  key-chain bfd-pim {
    key 1 {
      secret "$9$ggaJDmPQ6/tJgF/AtREVsyPsnCtUHm";
      start-time "2009-6-1.09:46:02 -0700";
    }
    key 2 {
      secret "$9$a5jiKW9L.reP38ny.TszF2/9";
      start-time "2009-6-1.15:29:20 -0700";
    }
  }
}
```

If you commit these updates to your configuration, you see output similar to the following example. In the output for the **show bfd session detail** command, **Authenticate** is displayed to indicate that BFD authentication is configured. For more information about the configuration, use the **show bfd session extensive** command. The output for this command provides the keychain name, the authentication algorithm and mode for each client in the session, and the overall BFD authentication configuration status, keychain name, and authentication algorithm and mode.

#### show bfd session detail

```
user@host# show bfd session detail
```

Address	State	Interface	Detect Time	Transmit Interval	Multiplier
50.0.0.2	Up	ge-0/1/5.0	0.900	0.300	3

Client PIM, TX interval 0.300, RX interval 0.300, **Authenticate**  
 Session up time 3d 00:34  
 Local diagnostic None, remote diagnostic NbrSignal  
 Remote state Up, version 1  
 Replicated

#### show bfd session extensive

```
user@host# show bfd session extensive
```

Detect	Transmit
--------	----------

Address	State	Interface	Time	Interval	Multiplier
50.0.0.2	Up	ge-0/1/5.0	0.900	0.300	3

Client PIM, TX interval 0.300, RX interval 0.300, **Authenticate**  
keychain bfd-pim, algo keyed-sha-1, mode strict  
Session up time 00:04:42  
Local diagnostic None, remote diagnostic NbrSignal  
Remote state Up, version 1  
Replicated  
Min async interval 0.300, min slow interval 1.000  
Adaptive async TX interval 0.300, RX interval 0.300  
Local min TX interval 0.300, minimum RX interval 0.300, multiplier 3  
Remote min TX interval 0.300, min RX interval 0.300, multiplier 3  
Local discriminator 2, remote discriminator 2  
Echo mode disabled/inactive  
**Authentication enabled/active, keychain bfd-pim, algo keyed-sha-1, mode strict**

**Related  
Documentation**

- *Understanding Bidirectional Forwarding Detection Authentication for PIM*
- [Configuring BFD for PIM on page 15](#)
- *authentication-key-chains*
- [bfd-liveness-detection on page 161](#)
- *show bfd session*



## CHAPTER 2

# Using PIM Sparse Mode

- [Understanding PIM Dense Mode on page 21](#)
- [Understanding PIM Sparse-Dense Mode on page 23](#)
- [Mixing PIM Sparse and Dense Modes on page 23](#)
- [Configuring PIM Dense Mode Properties on page 24](#)
- [Configuring PIM Sparse-Dense Mode Properties on page 25](#)

## Understanding PIM Dense Mode

---

PIM dense mode is less sophisticated than PIM sparse mode. PIM dense mode is useful for multicast LAN applications, the main environment for all dense mode protocols.

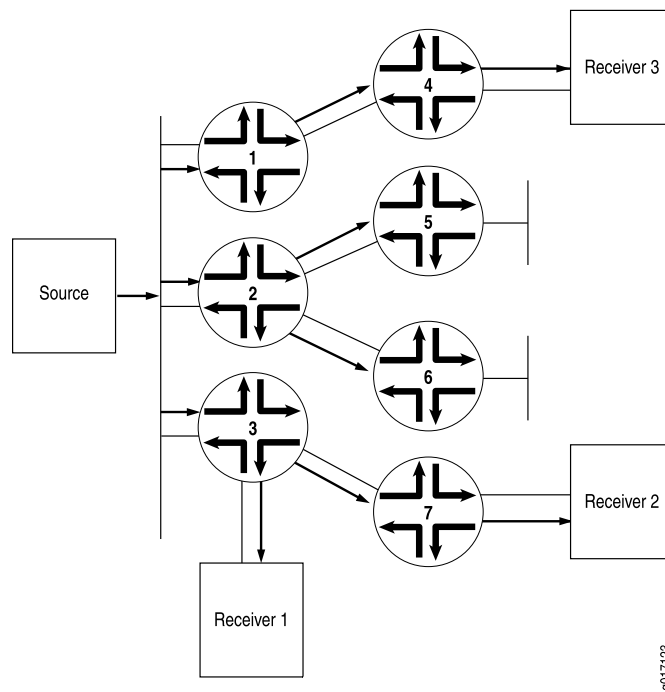
PIM dense mode implements the same flood-and-prune mechanism that DVMRP and other dense mode routing protocols employ. The main difference between DVMRP and PIM dense mode is that PIM dense mode introduces the concept of protocol independence. PIM dense mode can use the routing table populated by any underlying unicast routing protocol to perform reverse-path-forwarding (RPF) checks.

Internet service providers (ISPs) typically appreciate the ability to use any underlying unicast routing protocol with PIM dense mode because they do not need to introduce and manage a separate routing protocol just for RPF checks. While unicast routing protocols extended as multiprotocol BGP (MBGP) and Multitopology Routing in IS-IS (M-IS-IS) were later employed to build special tables to perform RPF checks, PIM dense mode does not require them.

PIM dense mode can use the unicast routing table populated by OSPF, IS-IS, BGP, and so on, or PIM dense mode can be configured to use a special multicast RPF table populated by MBGP or M-IS-IS when performing RPF checks.

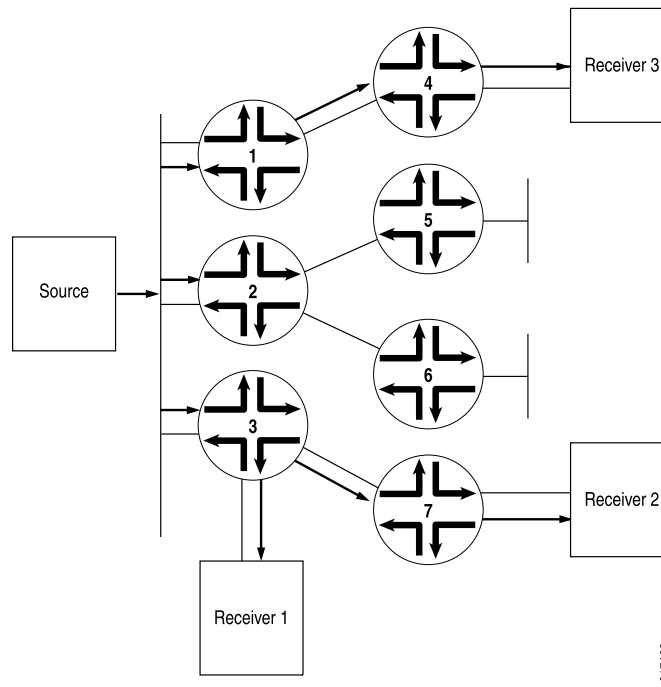
Unlike sparse mode, in which data is forwarded only to routers sending an explicit request, dense mode implements a *flood-and-prune* mechanism, similar to DVMRP. In PIM dense mode, there is no RP. A router receives the multicast data on the interface closest to the source, then forwards the traffic to all other interfaces (see [Figure 1 on page 22](#)).

Figure 1: Multicast Traffic Flooded from the Source Using PIM Dense Mode



Flooding occurs periodically. It is used to refresh state information, such as the source IP address and multicast group pair. If the router has no interested receivers for the data, and the OIL becomes empty, the router sends a prune message upstream to stop delivery of multicast traffic (see [Figure 2 on page 23](#)).

**Figure 2: Prune Messages Sent Back to the Source to Stop Unwanted Multicast Traffic**



## Understanding PIM Sparse-Dense Mode

Sparse-dense mode, as the name implies, allows the interface to operate on a per-group basis in either sparse or dense mode. A group specified as dense is not mapped to an RP. Instead, data packets destined for that group are forwarded by means of PIM dense-mode rules. A group specified as sparse is mapped to an RP, and data packets are forwarded by means of PIM sparse-mode rules.

For information about PIM sparse-mode and PIM dense-mode rules, see *Understanding PIM Sparse Mode* and “[Understanding PIM Dense Mode](#)” on page 21.

- Related Documentation**
- [Understanding PIM Sparse Mode](#)
  - [Understanding PIM Dense Mode on page 21](#)

## Mixing PIM Sparse and Dense Modes

It is possible to mix PIM dense mode, PIM sparse mode, and PIM source-specific multicast (SSM) on the same network, the same router, and even the same interface. This is because modes are effectively tied to multicast groups, an IP multicast group address must be unique for a particular group's traffic, and scoping limits enforce the division between potential or actual overlaps.



**NOTE:** PIM sparse mode was capable of forming shortest-path trees (SPTs) already. Changes to PIM sparse mode to support PIM SSM mainly involved defining behavior in the SSM address range, because shared-tree behavior is prohibited for groups in the SSM address range.

A multicast router employing sparse-dense mode is a good example of mixing PIM modes on the same network or router or interface. Dense modes are easy to support because of the flooding, but scaling issues make dense modes inappropriate for Internet use beyond very restricted uses.

---

## Configuring PIM Dense Mode Properties

---

In PIM dense mode (PIM-DM), the assumption is that almost all possible subnets have at least one receiver wanting to receive the multicast traffic from a source, so the network is flooded with traffic on all possible branches, then pruned back when branches do not express an interest in receiving the packets, explicitly (by message) or implicitly (time-out silence). LANs are appropriate networks for dense-mode operation.

By default, PIM is disabled. When you enable PIM, it operates in sparse mode by default.

You can configure PIM dense mode globally or for a routing instance. This example shows how to configure the routing instance and how to specify that PIM dense mode use **inet.2** as its RPF routing table instead of **inet.0**.

To configure the router properties for PIM dense mode:

1. (Optional) Create an IPv4 routing table group so that interface routes are installed into two routing tables, **inet.0** and **inet.2**.

```
[edit routing-options rib-groups]
user@host# set pim-rg export-rib inet.0
user@host# set pim-rg import-rib [ inet.0 inet.2 ]
```

2. (Optional) Associate the routing table group with a PIM routing instance.

```
[edit routing-instances PIM.dense protocols pim]
user@host# set rib-group inet pim-rg
```

3. Configure the PIM interface. If you do not specify any interfaces, PIM is enabled on all router interfaces. Generally, you specify interface names only if you are disabling PIM on certain interfaces.

```
[edit routing-instances PIM.dense protocols pim]
user@host# set interface fe-0/0/1.0 mode dense
```



**NOTE:** You cannot configure both PIM and Distance Vector Multicast Routing Protocol (DVMRP) in forwarding mode on the same interface. You can configure PIM on the same interface only if you configured DVMRP in unicast-routing mode.

4. Monitor the operation of PIM dense mode by running the **show pim interfaces**, **show pim join**, **show pim neighbors**, and **show pim statistics** commands.

- Related Documentation**
- [Understanding PIM Dense Mode on page 21](#)
  - [Example: Configuring a Dedicated PIM RPF Routing Table](#)

## Configuring PIM Sparse-Dense Mode Properties

Sparse-dense mode allows the interface to operate on a per-group basis in either sparse or dense mode. A group specified as “dense” is not mapped to an RP. Instead, data packets destined for that group are forwarded by means of PIM dense mode rules. A group specified as “sparse” is mapped to an RP, and data packets are forwarded by means of PIM sparse-mode rules. Sparse-dense mode is useful in networks implementing auto-RP for PIM sparse mode.

By default, PIM is disabled. When you enable PIM, it operates in sparse mode by default.

You can configure PIM sparse-dense mode globally or for a routing instance. This example shows how to configure PIM sparse-dense mode globally on all interfaces, specifying that the groups 224.0.1.39 and 224.0.1.40 are using dense mode.

To configure the router properties for PIM sparse-dense mode:

1. Configure the dense-mode groups.

```
[protocols pim]
user@host# set dense-groups 224.0.1.39
user@host# set dense-groups 224.0.1.40
```

2. Configure all interfaces on the routing device to use sparse-dense mode. When configuring all interfaces, exclude the **fxp0.0** management interface by adding the **disable** statement for that interface.

```
[edit protocols pim]
user@host# set interface all mode sparse-dense
user@host# set interface fxp0.0 disable
```

3. Monitor the operation of PIM sparse-dense mode by running the **show pim interfaces**, **show pim join**, **show pim neighbors**, and **show pim statistics** commands.

- Related Documentation**
- [Understanding PIM Sparse-Dense Mode on page 23](#)



## CHAPTER 3

# Using Source-Specific Multicast

- [Source-Specific Multicast Groups Overview on page 27](#)
- [Understanding PIM Source-Specific Mode on page 28](#)
- [PIM SSM on page 29](#)
- [Example: Configuring PIM SSM on a Network on page 31](#)
- [Example: Configuring an SSM-Only Domain on page 33](#)
- [Example: Configuring SSM Mapping on page 33](#)
- [Example: Configuring Source-Specific Multicast Groups with Any-Source Override on page 36](#)
- [Example: Configuring SSM Maps for Different Groups to Different Sources on page 39](#)

## Source-Specific Multicast Groups Overview

---

Source-specific multicast (SSM) is a service model that identifies session traffic by both source and group address. SSM implemented in Junos OS has the efficient explicit join procedures of Protocol Independent Multicast (PIM) sparse mode but eliminates the immediate shared tree and rendezvous point (RP) procedures using (\*,G) pairs. The (\*) is a wildcard referring to any source sending to group G, and "G" refers to the IP multicast group. SSM builds shortest-path trees (SPTs) directly represented by (S,G) pairs. The "S" refers to the source's unicast IP address, and the "G" refers to the specific multicast group address. The SSM (S,G) pairs are called channels to differentiate them from any-source multicast (ASM) groups. Although ASM supports both one-to-many and many-to-many communications, ASM's complexity is in its method of source discovery. For example, if you click a link in a browser, the receiver is notified about the group information, but not the source information. With SSM, the client receives both source and group information.

SSM is ideal for one-to-many multicast services such as network entertainment channels. However, many-to-many multicast services might require ASM.

To deploy SSM successfully, you need an end-to-end multicast-enabled network and applications that use an Internet Group Management Protocol version 3 (IGMPv3) or Multicast Listener Discovery version 2 (MLDv2) stack, or you need to configure SSM mapping from IGMPv1 or IGMPv2 to IGMPv3. An IGMPv3 stack provides the capability of a host operating system to use the IGMPv3 protocol. IGMPv3 is available for Windows XP, Windows Vista, and most UNIX operating systems.

SSM mapping allows operators to support an SSM network without requiring all hosts to support IGMPv3. This support exists in static (S,G) configurations, but SSM mapping also supports dynamic per-source group state information, which changes as hosts join and leave the group using IGMP.

SSM is typically supported with a subset of IGMPv3 and PIM sparse mode known as *PIM SSM*. Using SSM, a client can receive multicast traffic directly from the source. PIM SSM uses the PIM sparse-mode functionality to create an SPT between the client and the source, but builds the SPT without the help of an RP.

An SSM-configured network has distinct advantages over a traditionally configured PIM sparse-mode network. There is no need for shared trees or RP mapping (no RP is required), or for RP-to-RP source discovery through the Multicast Source Discovery Protocol (MSDP).

---

## Understanding PIM Source-Specific Mode

RFC 1112, the original multicast RFC, supported both many-to-many and one-to-many models. These came to be known collectively as any-source multicast (ASM) because ASM allowed one or many sources for a multicast group's traffic. However, an ASM network must be able to determine the locations of all sources for a particular multicast group whenever there are interested listeners, no matter where the sources might be located in the network. In ASM, the key function of *source discovery* is a required function of the network itself.

Multicast source discovery appears to be an easy process, but in sparse mode it is not. In dense mode, it is simple enough to flood traffic to every router in the whole network so that every router learns the source address of the content for that multicast group. However, the flooding presents scalability and network resource use issues and is not a viable option in sparse mode.

PIM sparse mode (like any sparse mode protocol) achieves the required source discovery functionality without flooding at the cost of a considerable amount of complexity. The RP routers must be added and must know all multicast sources, and complicated shared distribution trees must be built to the RPs.

In an environment where many sources come and go, such as for a videoconferencing service, ASM is appropriate. However, by ignoring the many-to-many model and focusing attention on the one-to-many source-specific multicast (SSM) model, several commercially promising multicast applications, such as television channel distribution over the Internet, might be brought to the Internet much more quickly and efficiently than if full ASM functionality were required of the network.

PIM SSM is simpler than PIM sparse mode because only the one-to-many model is supported. Initial commercial multicast Internet applications are likely to be available to *subscribers* (that is, receivers that issue join messages) from only a single source (a special case of SSM covers the need for a backup source). PIM SSM therefore forms a subset of PIM sparse mode. PIM SSM builds shortest-path trees (SPTs) rooted at the source immediately because in SSM, the router closest to the interested receiver host is informed of the unicast IP address of the source for the multicast traffic. That is, PIM SSM bypasses the RP connection stage through shared distribution trees, as in PIM sparse mode, and goes directly to the source-based distribution tree.



PIM SSM introduces new terms for many of the concepts in PIM sparse mode. PIM SSM can technically be used in the entire 224/4 multicast address range, although PIM SSM operation is guaranteed only in the 232/8 range (232.0.0/24 is reserved). The new SSM terms are appropriate for Internet video applications and are summarized in

[Table 3 on page 29](#).

**Table 3: ASM and SSM Terminology**

Term	Any-Source Multicast	Source-Specific Multicast
Address identifier	G	S,G
Address designation	group	channel
Receiver operations	join, leave	subscribe, unsubscribe
Group address range	224/4 excluding 232/8	224/4 (guaranteed only for 232/8)

Although PIM SSM describes receiver operations as *subscribe* and *unsubscribe*, the same PIM sparse mode join and leave messages are used by both forms of the protocol. The terminology change distinguishes ASM from SSM even though the receiver messages are identical.

## PIM SSM

PIM source-specific multicast (SSM) uses a subset of PIM sparse mode and IGMP version 3 (IGMPv3) to allow a client to receive multicast traffic directly from the source. PIM SSM uses the PIM sparse-mode functionality to create an SPT between the receiver and the source, but builds the SPT without the help of an RP.

By default, the SSM group multicast address is limited to the IP address range from 232.0.0.0 through 232.255.255.255. However, you can extend SSM operations into another Class D range by including the **ssm-groups** statement at the **[edit routing-options multicast]** hierarchy level. The default SSM address range from 232.0.0.0 through 232.255.255.255 cannot be used in the **ssm-groups** statement. This statement is for adding other multicast addresses to the default SSM group addresses. This statement does not override the default SSM group address range.

You can also configure the Junos OS to accept any-source multicast (ASM) join messages (\*G) for group addresses that are within the default or configured range of source-specific multicast (SSM) groups. This allows you to support a mix of any-source and source-specific multicast groups simultaneously.

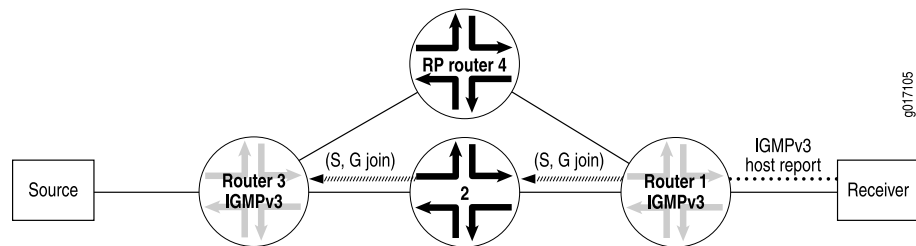
An SSM-configured network has distinct advantages over a traditionally configured PIM sparse-mode network. There is no need for shared trees or RP mapping (no RP is required), or for RP-to-RP source discovery through MSDP.

Deploying SSM is easy. You need to configure PIM sparse mode on all router interfaces and issue the necessary SSM commands, including specifying IGMPv3 on the receiver's LAN. If PIM sparse mode is not explicitly configured on both the source and group member

interfaces, multicast packets are not forwarded. Source lists, supported in IGMPv3, are used in PIM SSM. As sources become active and start sending multicast packets, interested receivers in the SSM group receive the multicast packets.

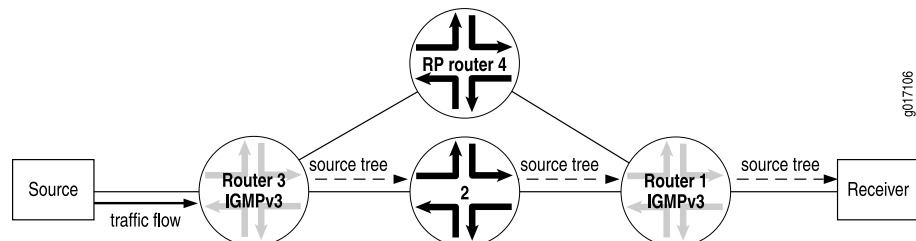
In a PIM SSM-configured network, a host subscribes to an SSM channel (by means of IGMPv3), announcing a desire to join group G and source S (see [Figure 3 on page 30](#)). The directly connected PIM sparse-mode router, the receiver's DR, sends an (S,G) join message to its RPF neighbor for the source. Notice in [Figure 3 on page 30](#) that the RP is not contacted in this process by the receiver, as would be the case in normal PIM sparse-mode operations.

**Figure 3: Receiver Announces Desire to Join Group G and Source S**



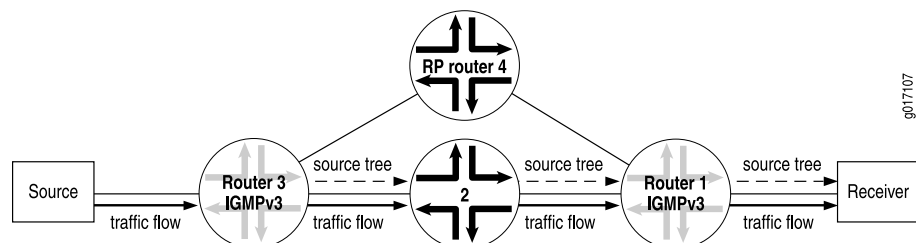
The (S,G) join message initiates the source tree and then builds it out hop by hop until it reaches the source. In [Figure 4 on page 30](#), the source tree is built across the network to Router 3, the last-hop router connected to the source.

**Figure 4: Router 3 (Last-Hop Router) Joins the Source Tree**



Using the source tree, multicast traffic is delivered to the subscribing host (see [Figure 5 on page 30](#)).

**Figure 5: (S,G) State Is Built Between the Source and the Receiver**



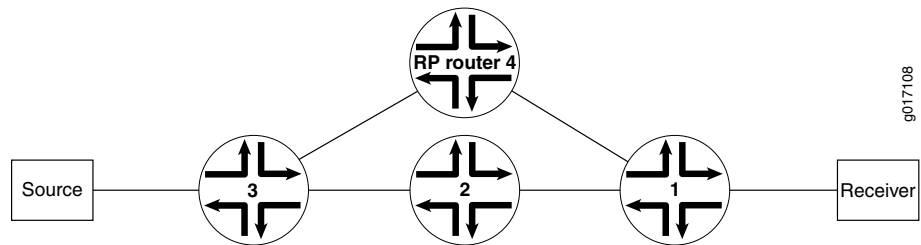
To configure additional SSM groups, include the **ssm-groups** statement at the **[edit routing-options multicast]** hierarchy level.

- Related Documentation**
- [Source-Specific Multicast Groups Overview on page 27](#)
  - [Example: Configuring Source-Specific Multicast Groups with Any-Source Override on page 36](#)

## Example: Configuring PIM SSM on a Network

The following example shows how PIM SSM is configured between a receiver and a source in the network illustrated in [Figure 6 on page 31](#).

**Figure 6: Network on Which to Configure PIM SSM**



This example shows how to configure the IGMP version to IGMPv3 on all receiving host interfaces.

1. Enable IGMPv3 on all host-facing interfaces, and disable IGMP on the **fxp0.0** interface on Router 1.

```

user@router1# set protocols igmp interface all version 3
user@router1# set protocols igmp interface fxp0.0 disable

```



**NOTE:** When you configure IGMPv3 on a router, hosts on interfaces configured with IGMPv2 cannot join the source tree.

2. After the configuration is committed, use the **show configuration protocol igmp** command to verify the IGMP protocol configuration.

```

user@router1> show configuration protocol igmp

[edit protocols igmp]
interface all {
  version 3;
}
interface fxp0.0 {
  disable;
}

```

3. Use the **show igmp interface** command to verify that IGMP interfaces are configured.

```

user@router1> show igmp interface

```

Interface	State	Querier	Timeout	Version	Groups
fe-0/0/0.0	Up	198.58.3.245	213	3	0
fe-0/0/1.0	Up	198.58.3.241	220	3	0
fe-0/0/2.0	Up	198.58.3.237	218	3	0

```

Configured Parameters:
IGMP Query Interval (1/10 secs): 1250

```

```

IGMP Query Response Interval (1/10 secs): 100
IGMP Last Member Query Interval (1/10 secs): 10
IGMP Robustness Count: 2
Derived Parameters:
IGMP Membership Timeout (1/10 secs): 2600
IGMP Other Querier Present Timeout (1/10 secs): 2550

```

4. Use the **show pim join extensive** command to verify the PIM join state on Router 2 and Router 3 (the upstream routers).

```

user@router2> show pim join extensive
232.1.1.1      10.4.1.2      sparse
  Upstream interface: fe-1/1/3.0
  Upstream State: Local Source
  Keepalive timeout: 209
  Downstream Neighbors:
    Interface: so-1/0/2.0
      10.10.71.1      State: Join   Flags: S   Timeout: 209

```

5. Use the **show pim join extensive** command to verify the PIM join state on Router 1 (the router connected to the receiver).

```

user@router1> show pim join extensive
232.1.1.1      10.4.1.2      sparse
  Upstream interface: so-1/0/2.0
  Upstream State: Join to Source
  Keepalive timeout: 209
  Downstream Neighbors:
    Interface: fe-0/2/3.0
      10.3.1.1      State: Join   Flags: S   Timeout: Infinity

```



**NOTE:** IP version 6 (IPv6) multicast routers use the Multicast Listener Discovery (MLD) Protocol to manage the membership of hosts and routers in multicast groups and to learn which groups have interested listeners for each attached physical networks. Each routing device maintains a list of host multicast addresses that have listeners for each subnetwork, as well as a timer for each address. However, the routing device does not need to know the address of each listener—just the address of each host. The routing device provides addresses to the multicast routing protocol it uses, which ensures that multicast packets are delivered to all subnetworks where there are interested listeners. In this way, MLD is used as the transport for the Protocol Independent Multicast (PIM) Protocol. MLD is an integral part of IPv6 and must be enabled on all IPv6 routing devices and hosts that need to receive IP multicast traffic. The Junos OS supports MLD versions 1 and 2. Version 2 is supported for source-specific multicast (SSM) include and exclude modes.

**Related Documentation**

- [Example: Configuring SSM Mapping on page 33](#)

## Example: Configuring an SSM-Only Domain

Deploying an SSM-only domain is much simpler than deploying an ASM domain because it only requires a few configuration steps. Enable PIM sparse mode on all interfaces by adding the **mode** statement at the **[edit protocols pim interface all]** hierarchy level. When configuring all interfaces, exclude the **fxp0.0** management interface by adding the **disable** statement for that interface. Then configure IGMPv3 on all host-facing interfaces by adding the **version** statement at the **[edit protocols igmp interface *interface-name*]** hierarchy level.

In the following example, the host-facing interface is **fe-0/1/2**:

```
[edit]
protocols {
  pim {
    interface all {
      mode sparse;
      version 2;
    }
    interface fxp0.0 {
      disable;
    }
  }
  igmp {
    interface fe-0/1/2 {
      version 3;
    }
  }
}
```

## Example: Configuring SSM Mapping

SSM mapping does not require that all hosts support IGMPv3. SSM mapping translates IGMPv1 or IGMPv2 membership reports to an IGMPv3 report. This enables hosts running IGMPv1 or IGMPv2 to participate in SSM until the hosts transition to IGMPv3.

SSM mapping applies to all group addresses that match the policy, not just those that conform to SSM addressing conventions (232/8 for IPv4, ff30::/32 through ff3F::/32 for IPv6).

We recommend separate SSM maps for IPv4 and IPv6 if both address families require SSM support. If you apply an SSM map containing both IPv4 and IPv6 addresses to an interface in an IPv4 context (using IGMP), only the IPv4 addresses in the list are used. If there are no such addresses, no action is taken. Similarly, if you apply an SSM map containing both IPv4 and IPv6 addresses to an interface in an IPv6 context (using MLD), only the IPv6 addresses in the list are used. If there are no such addresses, no action is taken.

In this example, you create a policy to match the group addresses that you want to translate to IGMPv3. Then you define the SSM map that associates the policy with the source addresses where these group addresses are found. Finally, you apply the SSM map to one or more IGMP (for IPv4) or MLD (for IPv6) interfaces.

1. Create an SSM policy named **ssm-policy-example**. The policy terms match the IPv4 SSM group address 232.1.1.1/32 and the IPv6 SSM group address ff35::1/128. All other addresses are rejected.

```
user@router1# set policy-options policy-statement ssm-policy-example term A from
route-filter 232.1.1.1/32 exact
user@router1# set policy-options policy-statement ssm-policy-example term A then
accept
user@router1# set policy-options policy-statement ssm-policy-example term B from
route-filter ff35::1/128 exact
user@router1# set policy-options policy-statement ssm-policy-example term B then
accept
```

2. After the configuration is committed, use the **show configuration policy-options** command to verify the policy configuration.

```
user@host> show configuration policy-options

[edit policy-options]
policy-statement ssm-policy-example {
  term A {
    from {
      route-filter 232.1.1.1/32 exact;
    }
    then accept;
  }
  term B {
    from {
      route-filter ff35::1/128 exact;
    }
    then accept;
  }
  then reject;
}
```

The group addresses must match the configured policy for SSM mapping to occur.

3. Define two SSM maps, one called **ssm-map-ipv6-example** and one called **ssm-map-ipv4-example**, by applying the policy and configuring the source addresses as a multicast routing option.

```
user@host# set routing-options multicast ssm-map ssm-map-ipv6-example policy
ssm-policy-example
user@host# set routing-options multicast ssm-map ssm-map-ipv6-example source
fec0::1 fec0::12
user@host# set routing-options multicast ssm-map ssm-map-ipv4-example policy
ssm-policy-example
user@host# set routing-options multicast ssm-map ssm-map-ipv4-example source
10.10.10.4
user@host# set routing-options multicast ssm-map ssm-map-ipv4-example source
192.168.43.66
```

4. After the configuration is committed, use the **show configuration routing-options** command to verify the policy configuration.

```
user@host> show configuration routing-options

[edit routing-options]
multicast {
  ssm-map ssm-map-ipv6-example {
    policy ssm-policy-example;
    source [ fec0::1 fec0::12 ];
  }
  ssm-map ssm-map-ipv4-example {
    policy ssm-policy-example;
    source [ 10.10.10.4 192.168.43.66 ];
  }
}
```

We recommend separate SSM maps for IPv4 and IPv6.

5. Apply SSM maps for IPv4-to-IGMP interfaces and SSM maps for IPv6-to-MLD interfaces:

```
user@host# set protocols igmp interface fe-0/1/0.0 ssm-map ssm-map-ipv4-example
user@host# set protocols mld interface fe-0/1/1.0 ssm-map ssm-map-ipv6-example
```

6. After the configuration is committed, use the **show configuration protocol** command to verify the IGMP and MLD protocol configuration.

```
user@router1> show configuration protocol

[edit protocols]
igmp {
  interface fe-0/1/0.0 {
    ssm-map ssm-map-ipv4-example;
  }
}
mld {
  interface fe-0/1/1.0 {
    ssm-map ssm-map-ipv6-example;
  }
}
```

7. Use the **show igmp interface** and the **show mld interface** commands to verify that the SSM maps are applied to the interfaces.

```
user@host> show igmp interface fe-0/1/0.0
Interface: fe-0/1/0.0
  Querier: 192.168.224.28
  State:      Up Timeout:      None Version: 2 Groups: 2
  SSM Map: ssm-map-ipv4-example

user@host> show mld interface fe-0/1/1.0
Interface: fe-0/1/1.0
  Querier: fec0:0:0:0:1::12
  State:      Up Timeout:      None Version: 2 Groups: 2
  SSM Map: ssm-map-ipv6-example
```

## Example: Configuring Source-Specific Multicast Groups with Any-Source Override

This example shows how to extend source-specific multicast (SSM) group operations beyond the default IP address range of 232.0.0.0 through 232.255.255.255. This example also shows how to accept any-source multicast (ASM) join messages (\*G) for group addresses that are within the default or configured range of SSM groups. This allows you to support a mix of any-source and source-specific multicast groups simultaneously.

- [Requirements on page 36](#)
- [Overview on page 36](#)
- [Configuration on page 37](#)
- [Verification on page 39](#)

### Requirements

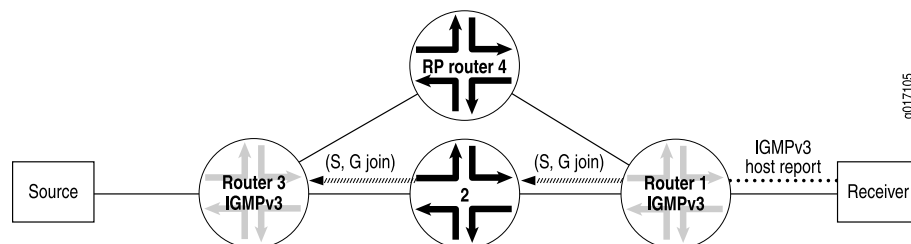
Before you begin, configure the router interfaces. See the *Junos OS Network Interfaces Library for Routing Devices*.

### Overview

To deploy SSM, configure PIM sparse mode on all routing device interfaces and issue the necessary SSM commands, including specifying IGMPv3 or MLDv2 on the receiver's LAN. If PIM sparse mode is not explicitly configured on both the source and group members interfaces, multicast packets are not forwarded. Source lists, supported in IGMPv3 and MLDv2, are used in PIM SSM. Only sources that are specified send traffic to the SSM group.

In a PIM SSM-configured network, a host subscribes to an SSM channel (by means of IGMPv3 or MLDv2) to join group G and source S (see [Figure 7 on page 36](#)). The directly connected PIM sparse-mode router, the receiver's designated router (DR), sends an (S,G) join message to its reverse-path forwarding (RPF) neighbor for the source. Notice in [Figure 7 on page 36](#) that the RP is not contacted in this process by the receiver, as would be the case in normal PIM sparse-mode operations.

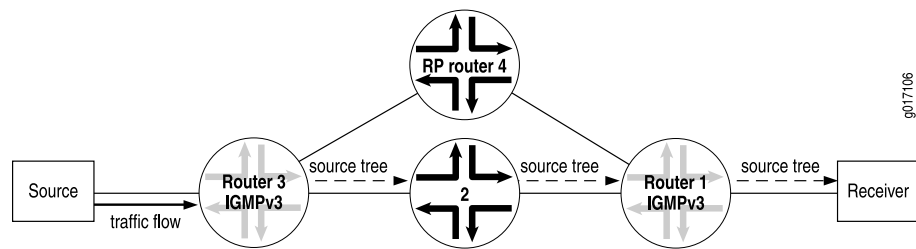
**Figure 7: Receiver Sends Messages to Join Group G and Source S**



The (S,G) join message initiates the source tree and then builds it out hop by hop until it reaches the source. In [Figure 8 on page 37](#), the source tree is built across the network to Router 3, the last-hop router connected to the source.

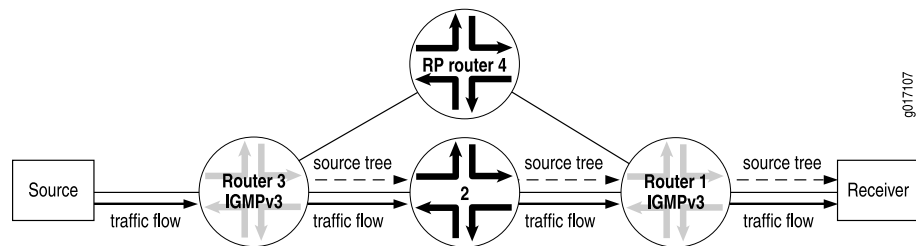


Figure 8: Router 3 (Last-Hop Router) Joins the Source Tree



Using the source tree, multicast traffic is delivered to the subscribing host (see [Figure 9 on page 37](#)).

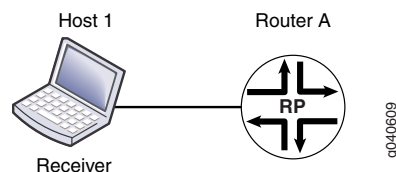
Figure 9: (S,G) State Is Built Between the Source and the Receiver



SSM can operate in include mode or in exclude mode. In exclude mode the receiver specifies a list of sources that it does not want to receive the multicast group traffic from. The routing device forwards traffic to the receiver from any source except the sources specified in the exclusion list. The receiver accepts traffic from any sources except the sources specified in the exclusion list.

This example works with the simple RPF topology shown in [Figure 10 on page 37](#).

Figure 10: Simple RPF Topology



## Configuration

### CLI Quick Configuration

To quickly configure this example, copy the following commands, paste them into a text file, remove any line breaks, change any details necessary to match your network configuration, and then copy and paste the commands into the CLI at the **[edit]** hierarchy level.

```
set protocols ospf area 0.0.0.0 interface fxp0.0 disable
set protocols ospf area 0.0.0.0 interface all
set protocols pim rp local address 10.255.72.46
set protocols pim rp local group-ranges 239.0.0.0/24
set protocols pim interface fe-1/0/0.0 mode sparse
set protocols pim interface lo0.0 mode sparse
set routing-options multicast ssm-groups 232.0.0.0/8
```

```
set routing-options multicast ssm-groups 239.0.0.0/8
set routing-options multicast asm-override-ssm
```

**Step-by-Step Procedure** The following example requires that you navigate various levels in the configuration hierarchy. For information about navigating the CLI, see *Using the CLI Editor in Configuration Mode* in the *CLI User Guide*.

To configure an RPF policy:

1. Configure OSPF.

```
[edit protocols ospf]
user@host# set area 0.0.0.0 interface fxp0.0 disable
user@host# set area 0.0.0.0 interface all
```

2. Configure PIM sparse mode.

```
[edit protocols pim]
user@host# set rp local address 10.255.72.46
user@host# set rp local group-ranges 239.0.0.0/24
user@host# set interface fe-1/0/0.0 mode sparse
user@host# set interface lo0.0 mode sparse
```

3. Configure additional SSM groups.

```
[edit routing-options]
user@host# set ssm-groups [ 232.0.0.0/8 239.0.0.0/8 ]
```

4. Configure the RP to accept ASM join messages for groups within the SSM address range.

```
[edit routing-options]
user@host# set multicast asm-override-ssm
```

5. If you are done configuring the device, commit the configuration.

```
user@host# commit
```

---

## Results

Confirm your configuration by entering the **show protocols** and **show routing-options** commands.

```
user@host# show protocols
ospf {
  area 0.0.0.0 {
    interface fxp0.0 {
      disable;
    }
    interface all;
  }
}
pim {
  rp {
    local {
      address 10.255.72.46;
      group-ranges {
```

```

        239.0.0.0/24;
    }
}
interface fe-1/0/0.0 {
    mode sparse;
}
interface lo0.0 {
    mode sparse;
}
}

user@host# show routing-options
multicast {
    ssm-groups [ 232.0.0.0/8 239.0.0.0/8 ];
    asm-override-ssm;
}

```

## Verification

To verify the configuration, run the following commands:

- [show igmp group](#)
- [show igmp statistics](#)
- [show pim join](#)

**Related Documentation**

- [Source-Specific Multicast Groups Overview on page 27](#)

## Example: Configuring SSM Maps for Different Groups to Different Sources

- [Multiple SSM Maps and Groups for Interfaces on page 39](#)
- [Example: Configuring Multiple SSM Maps Per Interface on page 39](#)

### Multiple SSM Maps and Groups for Interfaces

You can configure multiple source-specific multicast (SSM) maps so that different groups map to different sources, which enables a single multicast group to map to different sources for different interfaces.

### Example: Configuring Multiple SSM Maps Per Interface

This example shows how to assign more than one SSM map to an IGMP interface.

- [Requirements on page 40](#)
- [Overview on page 40](#)
- [Configuration on page 40](#)
- [Verification on page 42](#)

## Requirements

This example requires Junos OS Release 11.4 or later.

## Overview

In this example, you configure a routing policy, `POLICY-ipv4-example1`, that maps multicast group join messages over an IGMP logical interface to IPv4 multicast source addresses based on destination IP address as follows:

Routing Policy Name	Multicast Group Join Messages for a Route Filter at This Destination Address	Multicast Source Addresses
<code>POLICY-ipv4-example1 term 1</code>	232.1.1.1	10.10.10.4, 192.168.43.66
<code>POLICY-ipv4-example1 term 2</code>	232.1.1.2	10.10.10.5, 192.168.43.67

You apply routing policy `POLICY-ipv4-example1` to IGMP logical interface `fe-0/1/0.0`.

## Configuration

The following example requires you to navigate various levels in the configuration hierarchy. For information about navigating the CLI, see the *CLI User Guide*.

To configure this example, perform the following task:

### CLI Quick Configuration

To quickly configure this example, copy the following configuration commands into a text file, remove any line breaks, and then paste the commands into the CLI at the **[edit]** hierarchy level.

```

set policy-options policy-statement POLICY-ipv4-example1 term 1 from route-filter
  232.1.1.1/32 exact
set policy-options policy-statement POLICY-ipv4-example1 term 1 then ssm-source
  10.10.10.4
set policy-options policy-statement POLICY-ipv4-example1 term 1 then ssm-source
  192.168.43.66
set policy-options policy-statement POLICY-ipv4-example1 term 1 then accept
set policy-options policy-statement POLICY-ipv4-example1 term 2 from route-filter
  232.1.1.2/32 exact
set policy-options policy-statement POLICY-ipv4-example1 term 2 then ssm-source
  10.10.10.5
set policy-options policy-statement POLICY-ipv4-example1 term 2 then ssm-source
  192.168.43.67
set protocols igmp interface fe-0/1/0.0 ssm-map-policy POLICY-ipv4-example1

```

**Step-by-Step Procedure**

To configure multiple SSM maps per interface:

1. Configure protocol-independent routing options for route filter 232.1.1.1, and specify the multicast source addresses to which matching multicast groups are to be mapped.

```
[edit policy-options policy-statement POLICY-ipv4-example1 term 1]
user@host# set from route-filter 232.1.1.1/32 exact
user@host# set then ssm-source 10.10.10.4
user@host# set then ssm-source 192.168.43.66
user@host# set then accept
```

2. Configure protocol-independent routing options for route filter 232.1.1.2, and specify the multicast source addresses to which matching multicast groups are to be mapped.

```
[edit policy-options policy-statement POLICY-ipv4-example1 term 2]
user@host# set from route-filter 232.1.1.2/32 exact
user@host# set then ssm-source 10.10.10.5
user@host# set then ssm-source 192.168.43.67
user@host# set then accept
```

3. Apply the policy map POLICY-ipv4-example1 to IGMP logical interface fe-0/1/1/0.

```
[edit protocols igmp interface fe-0/1/0.0]
user@host# set ssm-map-policy POLICY-ipv4-example1
```

**Results** After the configuration is committed, confirm the configuration by entering the **show policy-options** and **show protocols** configuration mode commands. If the command output does not display the intended configuration, repeat the instructions in this procedure to correct the configuration.

```
user@host#> show policy-options
policy-statement POLICY-ipv4-example1 {
  term 1 {
    from {
      route-filter 232.1.1.1/32 exact;
    }
    then {
      ssm-source [ 10.10.10.4 192.168.43.66 ];
      accept;
    }
  }
  term 2 {
    from {
      route-filter 232.1.1.2/32 exact;
    }
    then {
      ssm-source [ 10.10.10.5 192.168.43.67 ];
      accept;
    }
  }
}

user@host# show protocols
igmp {
  interface fe-0/1/0.0 {
```

```
    ssm-map-policy POLICY-ipv4-example1;  
  }  
}
```

### Verification

---

Confirm that the configuration is working properly.

- [Displaying Information About IGMP-Enabled Interfaces on page 42](#)
- [Displaying the PIM Groups on page 42](#)
- [Displaying the Entries in the IP Multicast Forwarding Table on page 42](#)

#### *Displaying Information About IGMP-Enabled Interfaces*

**Purpose** Verify that the SSM map policy POLICY-ipv4-example1 is applied to logical interface fe-0/1/0.0.

**Action** Use the [show igmp interface](#) operational mode command for the IGMP logical interface to which you applied the SSM map policy.

```
user@host> show igmp interface  
Interface: fe-0/1/0.0  
  Querier: 10.111.30.1  
  State:      Up Timeout:   None Version: 2 Groups:      2  
  SSM Map Policy: POLICY-ipv4-example1;
```

```
Configured Parameters:  
IGMP Query Interval: 125.0  
IGMP Query Response Interval: 10.0  
IGMP Last Member Query Interval: 1.0  
IGMP Robustness Count: 2
```

```
Derived Parameters:  
IGMP Membership Timeout: 260.0  
IGMP Other Querier Present Timeout: 255.0
```

The command output displays the name of IGMP logical interface (fe-0/1/0.0), the address of the routing device that has been elected to send membership queries and group information.

#### *Displaying the PIM Groups*

**Purpose** Verify the Protocol Independent Multicast (PIM) source and group pair (S,G) entries.

**Action** Use the [show pim join extensive 232.1.1.1](#) operational mode command to display the PIM source and group pair (S,G) entries for the 232.1.1.1 group.

#### *Displaying the Entries in the IP Multicast Forwarding Table*

**Purpose** Verify that the IP multicast forwarding table displays the mroute state.

**Action** Use the [show multicast route extensive](#) operational mode command to display the entries in the IP multicast forwarding table to verify that the **Route state** is active and that the **Forwarding state** is forwarding.

- Related Documentation**
- *Example: Configuring Source-Specific Multicast*
  - *Example: Configuring Source-Specific Draft-Rosen 7 Multicast VPNs*





## CHAPTER 4

# Using Static RP

- [Understanding Static RP on page 45](#)
- [Configuring Local PIM RPs on page 45](#)
- [Configuring the Static PIM RP Address on the Non-RP Routing Device on page 47](#)

## Understanding Static RP

---

Protocol Independent Multicast (PIM) sparse mode is the most common multicast protocol used on the Internet. PIM sparse mode is the default mode whenever PIM is configured on any interface of the device. However, because PIM must not be configured on the network management interface, you must disable it on that interface.

Each any-source multicast (ASM) group has a shared tree through which receivers learn about new multicast sources and new receivers learn about all multicast sources. The rendezvous point (RP) router is the root of this shared tree and receives the multicast traffic from the source. To receive multicast traffic from the groups served by the RP, the device must determine the IP address of the RP for the source.

You can configure a static rendezvous point (RP) configuration that is similar to static routes. A static configuration has the benefit of operating in PIM version 1 or version 2. When you configure the static RP, the RP address that you select for a particular group must be consistent across all routers in a multicast domain.

One common way for the device to locate RPs is by static configuration of the IP address of the RP. A static configuration is simple and convenient. However, if the statically defined RP router becomes unreachable, there is no automatic failover to another RP router. To remedy this problem, you can use anycast RP.

### Related Documentation

- [Configuring Local PIM RPs on page 45](#)
- [Configuring the Static PIM RP Address on the Non-RP Routing Device on page 47](#)

## Configuring Local PIM RPs

---

Local RP configuration makes the routing device a statically defined RP. Consider statically defining an RP if the network does not have many different RPs defined or if the RP assignment does not change very often. The Junos IPv6 PIM implementation supports

only static RP configuration. Automatic RP announcement and bootstrap routers are not available with IPv6.

You can configure a local RP globally or for a routing instance. This example shows how to configure a local RP in a routing instance for IPv4 or IPv6.

To configure the routing device's RP properties:

1. Configure the routing instance as the local RP.

```
[routing-instances VPN-A protocols pim]
user@host# set rp local
```

2. Configure the IP protocol family and IP address.

IPv6 PIM hello messages are sent to every interface on which you configure **family inet6**, whether at the PIM level of the hierarchy or not. As a result, if you configure an interface with both **family inet** at the `[edit interface interface-name]` hierarchy level and **family inet6** at the `[edit protocols pim interface interface-name]` hierarchy level, PIM sends both IPv4 and IPv6 hellos to that interface.

By default, PIM operates in sparse mode on an interface. If you explicitly configure sparse mode, PIM uses this setting for all IPv6 multicast groups. However, if you configure sparse-dense mode, PIM does not accept IPv6 multicast groups as dense groups and operates in sparse mode over them.

```
[edit routing-instances VPN-A protocols pim rp local]
user@host# set family inet6 address 2001:db8:85a3::8a2e:370:7334
user@host# set family inet address 10.1.2.254
```

3. (IPv4 only) Configure the routing device's RP priority.



**NOTE:** The priority statement is not supported for IPv6, but is included here for informational purposes. The routing device's priority value for becoming the RP is included in the bootstrap messages that the routing device sends. Use a smaller number to increase the likelihood that the routing device becomes the RP for local multicast groups. Each PIM routing device uses the priority value and other factors to determine the candidate RPs for a particular group range. After the set of candidate RPs is distributed, each routing device determines algorithmically the RP from the candidate RP set using a hash function. By default, the priority value is set to 1. If this value is set to 0, the bootstrap router can override the group range being advertised by the candidate RP.

```
[edit routing-instances VPN-A protocols pim rp local]
user@host# set priority 5
```

4. Configure the groups for which the routing device is the RP.

By default, a routing device running PIM is eligible to be the RP for all IPv4 or IPv6 groups (224.0.0.0/4 or FF70::/12 to FFF0::/12). The following example limits the groups for which this routing device can be the RP.

```
[edit routing-instances VPN-A protocols pim rp local]
```

```
user@host# set group-ranges fec0::/10
user@host# set group-ranges 10.1.2.0/24
```

5. (IPv4 only) Modify the local RP hold time.

If the local routing device is configured as an RP, it is considered a candidate RP for its local multicast groups. For candidate RPs, the hold time is used by the bootstrap router to time out RPs, and applies to the bootstrap RP-set mechanism. The RP hold time is part of the candidate RP advertisement message sent by the local routing device to the bootstrap router. If the bootstrap router does not receive a candidate RP advertisement from an RP within the hold time, it removes that routing device from its list of candidate RPs. The default hold time is 150 seconds.

```
[edit routing-instances VPN-A protocols pim rp local]
user@host# set hold-time 200
```

6. (Optional) Override dynamic RP for the specified group address range.

If you configure both static RP mapping and dynamic RP mapping (such as auto-RP) in a single routing instance, allow the static mapping to take precedence for the given static RP group range, and allow dynamic RP mapping for all other groups.

If you exclude this statement from the configuration and you use both static and dynamic RP mechanisms for different group ranges within the same routing instance, the dynamic RP mapping takes precedence over the static RP mapping, even if static RP is defined for a specific group range.

```
[edit routing-instances VPN-A protocols pim rp local]
user@host# set override
```

7. Monitor the operation of PIM by running the **show pim** commands. Run **show pim ?** to display the supported commands.

- Related Documentation**
- [PIM Overview on page 3](#)
  - [Understanding MLD](#)

## Configuring the Static PIM RP Address on the Non-RP Routing Device

Consider statically defining an RP if the network does not have many different RPs defined or if the RP assignment does not change very often. The Junos IPv6 PIM implementation supports only static RP configuration. Automatic RP announcement and bootstrap routers are not available with IPv6.

You configure a static RP address on the non-RP routing device. This enables the non-RP routing device to recognize the local statically defined RP. For example, if R0 is a non-RP router and R1 is the local RP router, you configure R0 with the static RP address of R1. The static IP address is the routable address assigned to the loopback interface on R1. In the following example, the loopback address of the RP is 2001:db8:85a3::8a2e:370:7334.

You can configure a static RP address globally or for a routing instance. This example shows how to configure a static RP address in a routing instance for IPv6.

To configure the static RP address:

1. On a non-RP routing device, configure the routing instance to point to the routable address assigned to the loopback interface of the RP.

```
[routing-instances VPN-A protocols pim rp]
user@host# set static address 2001:db8:85a3::8a2e:370:7334
```



**NOTE:** Logical systems are also supported. You can configure a static RP address in a logical system only if the logical system is not directly connected to a source.

2. (Optional) Set the PIM sparse mode version.

For each static RP address, you can optionally specify the PIM version. The default PIM version is version 1.

```
[edit routing-instances VPN-A protocols pim rp]
user@host# set static address 2001:db8:85a3::8a2e:370:7334 version 2
```



**NOTE:** The default PIM version can be version 1 or version 2, depending on the mode you are configuring. PIM version 1 is the default for RP mode ([edit pim rp static address *address*]). PIM version 2 is the default for interface mode ([edit pim interface *interface-name*]). Explicitly configured versions override the defaults.

3. (Optional) Set the group address range.

By default, a routing device running PIM is eligible to be the RP for all IPv4 or IPv6 groups (224.0.0.0/4 or FF70::/12 to FFF0::/12). The following example limits the groups for which the 2001:db8:85a3::8a2e:370:7334 address can be the RP.

```
[edit routing-instances VPN-A protocols pim rp]
user@host# set static address 2001:db8:85a3::8a2e:370:7334 group-ranges fec0::/10
```

The RP that you select for a particular group must be consistent across all routers in a multicast domain.

4. (Optional) Override dynamic RP for the specified group address range.

If you configure both static RP mapping and dynamic RP mapping (such as auto-RP) in a single routing instance, allow the static mapping to take precedence for the given static RP group range, and allow dynamic RP mapping for all other groups.

If you exclude this statement from the configuration and you use both static and dynamic RP mechanisms for different group ranges within the same routing instance, the dynamic RP mapping takes precedence over the static RP mapping, even if static RP is defined for a specific group range.

```
[edit routing-instances VPN-A protocols pim rp static address  
2001:db8:85a3::8a2e:370:7334]  
user@host# set override
```

5. Monitor the operation of PIM by running the **show pim** commands. Run **show pim ?** to display the supported commands.

- Related Documentation**
- [PIM Overview on page 3](#)
  - *Understanding MLD*



## CHAPTER 5

# Using Anycast RP

- [Understanding RP Mapping with Anycast RP on page 51](#)
- [Example: Configuring PIM Anycast With or Without MSDP on page 52](#)
- [Configuring a PIM Anycast RP Router with MSDP on page 55](#)
- [Configuring a PIM Anycast RP Router Using Only PIM on page 56](#)
- [Configuring All PIM Anycast Non-RP Routers on page 57](#)
- [Example: Configuring Multiple RPs in a Domain with Anycast RP on page 58](#)

### Understanding RP Mapping with Anycast RP

---

Having a single active rendezvous point (RP) per multicast group is much the same as having a single server providing any service. All traffic converges on this single point, although other servers are sitting idle, and convergence is slow when the resource fails. In multicast specifically, there might be closer RPs on the shared tree, so the use of a single RP is suboptimal.

For the purposes of load balancing and redundancy, you can configure anycast RP. You can use anycast RP within a domain to provide redundancy and RP load sharing. When an RP fails, sources and receivers are taken to a new RP by means of unicast routing. When you configure anycast RP, you bypass the restriction of having one active RP per multicast group, and instead deploy multiple RPs for the same group range. The RP routers share one unicast IP address. Sources from one RP are known to other RPs that use the Multicast Source Discovery Protocol (MSDP). Sources and receivers use the closest RP, as determined by the interior gateway protocol (IGP).

Anycast means that multiple RP routers share the same unicast IP address. Anycast addresses are advertised by the routing protocols. Packets sent to the anycast address are sent to the nearest RP with this address. Anycast addressing is a generic concept and is used in PIM sparse mode to add load balancing and service reliability to RPs.

Anycast RP is defined in RFC3446, *Anycast RP Mechanism Using PIM and MSDP*, and can be found here: <https://www.ietf.org/rfc/rfc3446.txt>.

#### Related Documentation

- [Configuring the Static PIM RP Address on the Non-RP Routing Device on page 47](#)
- [Example: Configuring Multiple RPs in a Domain with Anycast RP on page 58](#)
- [Example: Configuring PIM Anycast With or Without MSDP on page 52](#)

## Example: Configuring PIM Anycast With or Without MSDP

---

When you configure anycast RP, you bypass the restriction of having one active rendezvous point (RP) per multicast group, and instead deploy multiple RPs for the same group range. The RP routers share one unicast IP address. Sources from one RP are known to other RPs that use the Multicast Source Discovery Protocol (MSDP). Sources and receivers use the closest RP, as determined by the interior gateway protocol (IGP).

You can use anycast RP within a domain to provide redundancy and RP load sharing. When an RP stops operating, sources and receivers are taken to a new RP by means of unicast routing.

You can configure anycast RP to use PIM and MSDP for IPv4, or PIM alone for both IPv4 and IPv6 scenarios. Both are discussed in this section.

We recommend a static RP mapping with anycast RP over a bootstrap router and auto-RP configuration because it provides all the benefits of a bootstrap router and auto-RP without the complexity of the BSR and auto-RP mechanisms.

All systems on a subnet must run the same version of PIM.

The default PIM version can be version 1 or version 2, depending on the mode you are configuring. PIMv1 is the default RP mode (at the **[edit protocols pim rp static address address]** hierarchy level). However, PIMv2 is the default for interface mode (at the **[edit protocols pim interface interface-name]** hierarchy level). Explicitly configured versions override the defaults. This example explicitly configures PIMv2 on the interfaces.

The following example shows an anycast RP configuration for the RP routers, first with MSDP and then using PIM alone, and for non-RP routers.

1. For a network using an RP with MSDP, configure the RP using the **lo0** loopback interface, which is always up. Include the **address** statement and specify the unique and routable router ID and the RP address at the **[edit interfaces lo0 unit 0 family inet]** hierarchy level. In this example, the router ID is **198.58.3.254** and the shared RP address is **198.58.3.253**. Include the **primary** statement for the first address. Including the **primary** statement selects the router's primary address from all the preferred addresses on all interfaces.

```
interfaces {
  lo0 {
    description "PIM RP";
    unit 0 {
      family inet {
        address 198.58.3.254/32;
        primary;
        address 198.58.3.253/32;
      }
    }
  }
}
```



2. Specify the RP address. Include the **address** statement at the **[edit protocols pim rp local]** hierarchy level (the same address as the secondary **lo0** interface).

For all interfaces, include the **mode** statement to set the mode to **sparse** and the **version** statement to specify PIM version 2 at the **[edit protocols pim rp local interface all]** hierarchy level. When configuring all interfaces, exclude the **fxp0.0** management interface by including the **disable** statement for that interface.

```
protocols {
  pim {
    rp {
      local {
        family inet;
        address 198.58.3.253;
      }
      interface all {
        mode sparse;
        version 2;
      }
      interface fxp0.0 {
        disable;
      }
    }
  }
}
```

3. Configure MSDP peering. Include the **peer** statement to configure the address of the MSDP peer at the **[edit protocols msdp]** hierarchy level. For MSDP peering, use the unique, primary addresses instead of the anycast address. To specify the local address for MSDP peering, include the **local-address** statement at the **[edit protocols msdp peer]** hierarchy level.

```
protocols {
  msdp {
    peer 198.58.3.250 {
      local-address 198.58.3.254;
    }
  }
}
```



**NOTE:** If you need to configure a PIM RP for both IPv4 and IPv6 scenarios, perform Step 4 and Step 5. Otherwise, go to Step 6.

4. Configure an RP using the **lo0** loopback interface, which is always up. Include the **address** statement to specify the unique and routable router address and the RP address at the **[edit interfaces lo0 unit 0 family inet]** hierarchy level. In this example, the router ID is **198.58.3.254** and the shared RP address is **198.58.3.253**. Include the **primary** statement on the first address. Including the **primary** statement selects the router's primary address from all the preferred addresses on all interfaces.

```
interfaces {
  lo0 {
    description "PIM RP";
    unit 0 {
```

```

        family inet {
            address 198.58.3.254/32 {
                primary;
            }
            address 198.58.3.253/32;
        }
    }
}

```

5. Include the **address** statement at the **[edit protocols pim rp local]** hierarchy level to specify the RP address (the same address as the secondary **lo0** interface).

For all interfaces, include the **mode** statement to set the mode to **sparse**, and the **version** statement to specify PIM version 2 at the **[edit protocols pim rp local interface all]** hierarchy level. When configuring all interfaces, exclude the **fxp0.0** management interface by including the **disable** statement for that interface.

Include the **anycast-pim** statement to configure anycast RP without MSDP (for example, if IPv6 is used for multicasting). The other RP routers that share the same IP address are configured using the **rp-set** statement. There is one entry for each RP, and the maximum that can be configured is 15. For each RP, specify the routable IP address of the router and whether MSDP source active (SA) messages are forwarded to the RP.

MSDP configuration is not necessary for this type of IPv4 anycast RP configuration.

```

protocols {
    pim {
        rp {
            local {
                family inet {
                    address 198.58.3.253;
                    anycast-pim {
                        rp-set {
                            address 198.58.3.240;
                            address 198.58.3.241 forward-msdp-sa;
                        }
                        local-address 198.58.3.254; #If not configured, use lo0 primary
                    }
                }
            }
        }
    }
    interface all {
        mode sparse;
        version 2;
    }
    interface fxp0.0 {
        disable;
    }
}

```

6. Configure the non-RP routers. The anycast RP configuration for a non-RP router is the same whether MSDP is used or not. Specify a static RP by adding the address at

the `[edit protocols pim rp static]` hierarchy level. Include the **version** statement at the `[edit protocols pim rp static address]` hierarchy level to specify PIM version 2.

```
protocols {
  pim {
    rp {
      static {
        address 198.58.3.253 {
          version 2;
        }
      }
    }
  }
}
```

7. Include the **mode** statement at the `[edit protocols pim interface all]` hierarchy level to specify sparse mode on all interfaces. Then include the **version** statement at the `[edit protocols pim rp interface all mode]` to configure all interfaces for PIM version 2. When configuring all interfaces, exclude the **fxp0.0** management interface by including the **disable** statement for that interface.

```
protocols {
  pim {
    interface all {
      mode sparse;
      version 2;
    }
    interface fxp0.0 {
      disable;
    }
  }
}
```

## Configuring a PIM Anycast RP Router with MSDP

Add the **address** statement at the `[edit protocols pim rp local]` hierarchy level to specify the RP address (the same address as the secondary **lo0** interface).

For all interfaces, use the **mode** statement to set the mode to **sparse** and the **version** statement to specify PIM version 2 at the `[edit protocols pim rp local interface all]` hierarchy level. When configuring all interfaces, exclude the **fxp0.0** management interface by adding the **disable** statement for that interface.

```
protocols {
  pim {
    rp {
      local {
        family inet;
        address 198.58.3.253;
      }
      interface all {
        mode sparse;
        version 2;
      }
    }
  }
}
```

```
        interface fxp0.0 {
            disable;
        }
    }
}
```

To configure MSDP peering, add the **peer** statement to configure the address of the MSDP peer at the **[edit protocols msdp]** hierarchy level. For MSDP peering, use the unique, primary addresses instead of the anycast address. To specify the local address for MSDP peering, add the **local-address** statement at the **[edit protocols msdp peer]** hierarchy level.

```
protocols {
  msdp {
    peer 198.58.3.250 {
      local-address 198.58.3.254;
    }
  }
}
```

---

## Configuring a PIM Anycast RP Router Using Only PIM

In this example, configure an RP using the **lo0** loopback interface, which is always up. Use the **address** statement to specify the unique and routable router address and the RP address at the **[edit interfaces lo0 unit 0 family inet]** hierarchy level. In this case, the router ID is 198.58.3.254/32 and the shared RP address is 198.58.3.253/32. Add the flag statement **primary** to the first address. Using this flag selects the router's primary address from all the preferred addresses on all interfaces.

```
interfaces {
  lo0 {
    description "PIM RP";
    unit 0 {
      family inet {
        address 198.58.3.254/32 {
          primary;
        }
        address 198.58.3.253/32;
      }
    }
  }
}
```

Add the **address** statement at the **[edit protocols pim rp local]** hierarchy level to specify the RP address (the same address as the secondary **lo0** interface).

For all interfaces, use the **mode** statement to set the mode to **sparse**, and include the **version** statement to specify PIM version 2 at the **[edit protocols pim rp local interface all]** hierarchy level. When configuring all interfaces, exclude the **fxp0.0** management interface by adding the **disable** statement for that interface.

Use the **anycast-pim** statement to configure anycast RP without MSDP (for example, if IPv6 is used for multicasting). The other RP routers that share the same IP address are

configured using the **rp-set** statement. There is one entry for each RP, and the maximum that can be configured is 15. For each RP, specify the routable IP address of the router and whether MSDP source active (SA) messages are forwarded to the RP.

```
protocols {
  pim {
    rp {
      local {
        family inet {
          address 198.58.3.253;
          anycast-pim {
            rp-set {
              address 198.58.3.240;
              address 198.58.3.241 forward-msdp-sa;
            }
            local-address 198.58.3.254; #If not configured, use lo0 primary
          }
        }
      }
    }
    interface all {
      mode sparse;
      version 2;
    }
    interface fxp0.0 {
      disable;
    }
  }
}
```

MSDP configuration is not necessary for this type of IPv4 anycast RP configuration.

## Configuring All PIM Anycast Non-RP Routers

Use the **mode** statement at the **[edit protocols pim rp interface all]** hierarchy level to specify sparse mode on all interfaces. Then add the **version** statement at the **[edit protocols pim rp interface all mode]** to configure all interfaces for PIM version 2. When configuring all interfaces, exclude the **fxp0.0** management interface by adding the **disable** statement for that interface.

```
protocols {
  pim {
    interface all {
      mode sparse;
      version 2;
    }
    interface fxp0.0 {
      disable;
    }
  }
}
```

## Example: Configuring Multiple RPs in a Domain with Anycast RP

---

This example shows how to configure anycast RP on each RP router in the PIM-SM domain. With this configuration you can deploy more than one RP for a single group range. This enables load balancing and redundancy.

- [Requirements on page 58](#)
- [Overview on page 58](#)
- [Configuration on page 58](#)
- [Verification on page 60](#)

### Requirements

Before you begin:

- Configure the router interfaces. See the *Junos OS Network Interfaces Library for Routing Devices*.
- Configure an interior gateway protocol or static routing. See the *Junos OS Routing Protocols Library for Routing Devices*.
- Configure PIM Sparse Mode on the interfaces. See *Enabling PIM Sparse Mode*.

### Overview

When you configure anycast RP, the RP routers in the PIM-SM domain use a shared address. In this example, the shared address is 10.1.1.2/32. Anycast RP uses Multicast Source Discovery Protocol (MSDP) to discover and maintain a consistent view of the active sources. Anycast RP also requires an RP selection method, such as static, auto-RP, or bootstrap RP. This example uses static RP and shows only one RP router configuration.

### Configuration

#### CLI Quick Configuration

To quickly configure this example, copy the following commands, paste them into a text file, remove any line breaks, change any details necessary to match your network configuration, and then copy and paste the commands into the CLI at the **[edit]** hierarchy level.

RP Routers	<pre>set interfaces lo0 unit 0 family inet address 192.168.132.1/32 primary set interfaces lo0 unit 0 family inet address 10.1.1.2/32 set protocols msdp local-address 192.168.132.1 set protocols msdp peer 192.168.12.1 set protocols pim rp local address 10.1.1.2 set routing-options router-id 192.168.132.1</pre>
Non-RP Routers	<pre>set protocols pim rp static address 10.1.1.2</pre>

**Step-by-Step Procedure** The following example requires that you navigate various levels in the configuration hierarchy. For information about navigating the CLI, see *Using the CLI Editor in Configuration Mode* in the *CLI User Guide*.

To configure anycast RP:

1. On each RP router in the domain, configure the shared anycast address on the router's loopback address.

```
[edit interfaces]
user@host# set lo0 unit 0 family inet address 10.1.1.2/32
```

2. On each RP router in the domain, make sure that the router's regular loopback address is the primary address for the interface, and set the router ID.

```
[edit interfaces]
user@host# set lo0 unit 0 family inet address 192.168.132.1/32 primary
```

```
[edit routing-options]
user@host# set router-id 192.168.132.1
```

3. On each RP router in the domain, configure the local RP address, using the shared address.

```
[edit protocols pim]
user@host# set rp local address 10.1.1.2
```

4. On each RP router in the domain, create MSDP sessions to the other RPs in the domain.

```
[edit protocols msdp]
user@host# set local-address 192.168.132.1
user@host# set peer 192.168.12.1
```

5. On each non-RP router in the domain, configure a static RP address using the shared address.

```
[edit protocols pim]
user@host# set rp static address 10.1.1.2
```

6. If you are done configuring the devices, commit the configuration.

```
user@host# commit
```

## Results

From configuration mode, confirm your configuration by entering the **show interfaces**, **show protocols**, and **show routing-options** commands. If the output does not display the intended configuration, repeat the instructions in this example to correct the configuration.

```
user@host# show interfaces
lo0 {
  unit 0 {
    family inet {
      address 192.168.132.1/32 {
        primary;
      }
    }
  }
}
```

```
        address 10.1.1.2/32;
    }
}
}
```

*On the RP routers:*

```
user@host# show protocols
msdp {
  local-address 192.168.132.1;
  peer 192.168.12.1;
}
pim {
  rp {
    local {
      address 10.1.1.2;
    }
  }
}
```

*On the non-RP routers:*

```
user@host# show protocols
pim {
  rp {
    static {
      address 10.1.1.2;
    }
  }
}

user@host# show routing-options
router-id 192.168.132.1;
```

## Verification

To verify the configuration, run the `show pim rps extensive inet` command.

### Related Documentation

- [Example: Configuring PIM Anycast With or Without MSDP on page 52](#)
- [Understanding PIM Sparse Mode](#)
- [Understanding RP Mapping with Anycast RP on page 51](#)



## CHAPTER 6

# Using PIM Bootstrap Router

- [Understanding the PIM Bootstrap Router on page 61](#)
- [Configuring PIM Bootstrap Properties for IPv4 or IPv6 on page 61](#)
- [Example: Rejecting PIM Bootstrap Messages at the Boundary of a PIM Domain on page 63](#)
- [Example: Configuring PIM BSR Filters on page 63](#)

## Understanding the PIM Bootstrap Router

---

To determine which router is the rendezvous point (RP), all routers within a PIM sparse-mode domain collect bootstrap messages. A PIM sparse-mode domain is a group of routers that all share the same RP router. The domain bootstrap router initiates bootstrap messages, which are sent hop by hop within the domain. The routers use bootstrap messages to distribute RP information dynamically and to elect a bootstrap router when necessary.

### Related Documentation

- [Configuring PIM Bootstrap Properties for IPv4 or IPv6](#)

## Configuring PIM Bootstrap Properties for IPv4 or IPv6

---

For correct operation, every multicast router within a PIM domain must be able to map a particular multicast group address to the same rendezvous point (RP). The bootstrap router mechanism is one way that a multicast router can learn the set of group-to-RP mappings. Bootstrap routers are supported in IPv4 and IPv6.

To determine which routing device is the RP, all routing devices within a PIM domain collect bootstrap messages. A PIM domain is a contiguous set of routing devices that implement PIM. All devices are configured to operate within a common boundary. The domain's bootstrap router initiates bootstrap messages, which are sent hop by hop within the domain. The routing devices use bootstrap messages to distribute RP information dynamically and to elect a bootstrap router when necessary.

You can configure bootstrap properties globally or for a routing instance. This example shows the global configuration.

To configure the bootstrap router properties:

1. Configure the bootstrap priority.

By default, each routing device has a bootstrap priority of 0, which means the routing device can never be the bootstrap router. The routing device with the highest priority value is elected to be the bootstrap router. In the case of a tie, the routing device with the highest IP address is elected to be the bootstrap router. A simple bootstrap configuration assigns a bootstrap priority value to a routing device.



**NOTE:** In the IPv4-only configuration, specifying a bootstrap priority of 0 disables the bootstrap function and does not cause the routing device to send BSR packets with a 0 in the priority field. In the combined IPv4 and IPv6 configuration, specifying a bootstrap priority of 0 does not disable the function, but causes the routing device to send BSR packets with a 0 in the priority field. To disable the bootstrap function in the IPv4 and IPv6 configuration, delete the **bootstrap** statement.

```
user@host# edit protocols pim rp
user@host# set bootstrap family inet priority 3
```

2. (Optional) Create import and export policies to control the flow of bootstrap messages to and from the RP, and apply the policies to PIM. Import and export policies are useful when some of the routers in your PIM domain have interfaces that connect to other PIM domains. Configuring a policy prevents bootstrap messages from crossing domain boundaries. The **import** statement prevents messages from being imported into the RP. The **export** statement prevents messages from being exported from the RP.

```
[edit protocols pim rp]
user@host# set bootstrap family inet import pim-bootstrap-import
user@host# set bootstrap family inet export pim-bootstrap-export
user@host# exit
```

3. Configure the policies.

```
user@host# edit policy-options policy-statement pim-bootstrap-import
[edit policy-options policy-statement pim-bootstrap-import]
user@host# set from interface se-0/0/0
user@host# set then reject
user@host# exit
user@host# edit policy-options policy-statement pim-bootstrap-export
user@host# set from interface se-0/0/0
user@host# set then reject
user@host# exit
```

4. Monitor the operation of PIM bootstrap routers by running the **show pim bootstrap** command.

**Related Documentation**

- *Understanding PIM Sparse Mode*

- [Example: Rejecting PIM Bootstrap Messages at the Boundary of a PIM Domain on page 63](#)
- [show pim bootstrap on page 352](#) in the CLI Explorer

## Example: Rejecting PIM Bootstrap Messages at the Boundary of a PIM Domain

In this example, the **from interface so-0-1/0 then reject** policy statement rejects bootstrap messages from the specified interface (the example is configured for both IPv4 and IPv6 operation):

```
protocols {
  pim {
    rp {
      bootstrap {
        family inet {
          priority 1;
          import pim-import;
          export pim-export;
        }
        family inet6 {
          priority 1;
          import pim-import;
          export pim-export;
        }
      }
    }
  }
}
policy-options {
  policy-statement pim-import {
    from interface so-0/1/0;
    then reject;
  }
  policy-statement pim-export {
    to interface so-0/1/0;
    then reject;
  }
}
```

## Example: Configuring PIM BSR Filters

Configure a filter to prevent BSR messages from entering or leaving your network. Add this configuration to all routers:

```
protocols {
  pim {
    rp {
      bootstrap-import no-bsr;
      bootstrap-export no-bsr;
    }
  }
}
```

```
policy-options {  
  policy-statement no-bsr {  
    then reject;  
  }  
}
```

## CHAPTER 7

# Using PIM Filtering

- [Understanding Multicast Message Filters on page 65](#)
- [Filtering MAC Addresses on page 66](#)
- [Filtering RP and DR Register Messages on page 66](#)
- [Configuring Interface-Level PIM Neighbor Policies on page 67](#)
- [Filtering Outgoing PIM Join Messages on page 68](#)
- [Filtering Incoming PIM Join Messages on page 69](#)
- [Configuring Register Message Filters on a PIM RP and DR on page 71](#)

### Understanding Multicast Message Filters

---

Multicast sources and routers generate a considerable number of control messages, especially when using PIM sparse mode. These messages form distribution trees, locate rendezvous points (RPs) and designated routers (DRs), and transition from one type of tree to another. In most cases, this multicast messaging system operates transparently and efficiently. However, in some configurations, more control over the sending and receiving of multicast control messages is necessary.

You can configure multicast filtering to control the sending and receiving of multicast control messages.

To prevent unauthorized groups and sources from registering with an RP router, you can define a routing policy to reject PIM register messages from specific groups and sources and configure the policy on the designated router or the RP router.

- If you configure the reject policy on an RP router, it rejects incoming PIM register messages from the specified groups and sources. The RP router also sends a register stop message by means of unicast to the designated router. On receiving the register stop message, the designated router sends periodic null register messages for the specified groups and sources to the RP router.
- If you configure the reject policy on a designated router, it stops sending PIM register messages for the specified groups and sources to the RP router.



**NOTE:** If you have configured the reject policy on an RP router, we recommend that you configure the same policy on all the RP routers in your multicast network.



**NOTE:** If you delete a group and source address from the reject policy configured on an RP router and commit the configuration, the RP router will register the group and source only when the designated router sends a null register message.

**Related  
Documentation**

- [Filtering MAC Addresses on page 66](#)
- [Filtering RP and DR Register Messages on page 66](#)
- [Filtering MSDP SA Messages on page 132](#)

---

## Filtering MAC Addresses

When a router is exclusively configured with multicast protocols on an interface, multicast sets the interface media access control (MAC) filter to multicast promiscuous mode, and the number of multicast groups is unlimited. However, when the router is not exclusively used for multicasting and other protocols such as OSPF, Routing Information Protocol version 2 (RIPv2), or Network Time Protocol (NTP) are configured on an interface, each of these protocols individually requests that the interface program the MAC filter to pick up its respective multicast group only. In this case, without multicast configured on the interface, the maximum number of multicast MAC filters is limited to 20. For example, the maximum number of interface MAC filters for protocols such as OSPF (multicast group 224.0.0.5) is 20, unless a multicast protocol is also configured on the interface.

No configuration is necessary for MAC filters.

---

## Filtering RP and DR Register Messages

You can filter Protocol Independent Multicast (PIM) register messages sent from the designated router (DR) or to the rendezvous point (RP). The PIM RP keeps track of all active sources in a single PIM sparse mode domain. In some cases, more control over which sources an RP discovers, or which sources a DR notifies other RPs about, is desired. A high degree of control over PIM register messages is provided by RP and DR register message filtering. Message filtering also prevents unauthorized groups and sources from registering with an RP router.

Register messages that are filtered at a DR are not sent to the RP, but the sources are available to local users. Register messages that are filtered at an RP arrive from source DRs, but are ignored by the router. Sources on multicast group traffic can be limited or directed by using RP or DR register message filtering alone or together.

If the action of the register filter policy is to discard the register message, the router needs to send a register-stop message to the DR. Register-stop messages are throttled to prevent malicious users from triggering them on purpose to disrupt the routing process.

Multicast group and source information is encapsulated inside unicast IP packets. This feature allows the router to inspect the multicast group and source information before sending or accepting the PIM register message.

Incoming register messages to an RP are passed through the configured register message filtering policy before any further processing. If the register message is rejected, the RP router sends a register-stop message to the DR. When the DR receives the register-stop message, the DR stops sending register messages for the filtered groups and sources to the RP. Two fields are used for register message filtering:

- Group multicast address
- Source address

The syntax of the existing policy statements is used to configure the filtering on these two fields. The **route-filter** statement is useful for multicast group address filtering, and the **source-address-filter** statement is useful for source address filtering. In most cases, the action is to **reject** the register messages, but more complex filtering policies are possible.

Filtering cannot be performed on other header fields, such as DR address, protocol, or port. In some configurations, an RP might not send register-stop messages when the policy action is to discard the register messages. This has no effect on the operation of the feature, but the router will continue to receive register messages.

When anycast RP is configured, register messages can be sent or received by the RP. All the RPs in the anycast RP set need to be configured with the same RP register message filtering policies. Otherwise, it might be possible to circumvent the filtering policy.

#### Related Documentation

- [Understanding RP Mapping with Anycast RP on page 51](#)
- [Configuring Register Message Filters on a PIM RP and DR on page 71](#)

## Configuring Interface-Level PIM Neighbor Policies

You can configure a policy to filter unwanted PIM neighbors. In the following example, the PIM interface compares neighbor IP addresses with the IP address in the policy statement before any hello processing takes place. If any of the neighbor IP addresses (primary or secondary) match the IP address specified in the prefix list, PIM drops the hello packet and rejects the neighbor.

If you configure a PIM neighbor policy after PIM has already established a neighbor adjacency to an unwanted PIM neighbor, the adjacency remains intact until the neighbor hold time expires. When the unwanted neighbor sends another hello message to update its adjacency, the router recognizes the unwanted address and rejects the neighbor.

To configure a policy to filter unwanted PIM neighbors:

1. Configure the policy. The neighbor policy must be a properly structured policy statement that uses a prefix list (or a route filter) containing the neighbor primary address (or any secondary IP addresses) in a prefix list, and the **reject** option to reject the unwanted address.

```
[edit policy-options]
user@host# set prefix-list nbrGroup 1 20.20.20.1/32
user@host# set policy-statement nbr-policy from prefix-list nbrGroup1
user@host# set policy-statement nbr-policy then reject
```

2. Configure the interface globally or in the routing instance. This example shows the configuration for the routing instance.

```
[edit routing-instances PIM.master protocols pim]
user@host# set neighbor-policy nbr-policy
```

3. Verify the configuration by checking the **Hello dropped on neighbor policy** field in the output of the **show pim statistics** command.

- Related Documentation**
- *Understanding PIM Sparse Mode*
  - [show pim statistics on page 385](#)

---

## Filtering Outgoing PIM Join Messages

When the core of your network is using MPLS, PIM join and prune messages stop at the customer edge (CE) routers and are not forwarded toward the core, because these routers do not have PIM neighbors on the core-facing interfaces. When the core of your network is using IP, PIM join and prune messages are forwarded to the upstream PIM neighbors in the core of the network.

When the core of your network is using a mix of IP and MPLS, you might want to filter certain PIM join and prune messages at the upstream egress interface of the CE routers.

You can filter PIM sparse mode (PIM-SM) join and prune messages at the egress interfaces for IPv4 and IPv6 in the upstream direction. The messages can be filtered based on the group address, source address, outgoing interface, PIM neighbor, or a combination of these values. If the filter is removed, the join is sent after the PIM periodic join timer expires.

To filter PIM sparse mode join and prune messages at the egress interfaces, create a policy rejecting the group address, source address, outgoing interface, or PIM neighbor, and then apply the policy.

The following example filters PIM join and prune messages for group addresses 224.0.1.2 and 225.1.1.1.

1. In configuration mode, create the policy.

```
user@host# set policy-options policy-statement block-groups term t1 from route-filter
224.0.1.2/32 exact
user@host# set policy-options policy-statement block-groups term t1 from route-filter
225.1.1.1/32 exact
```



```
user@host# set policy-options policy-statement block-groups term t1 then reject
user@host# set policy-options policy-statement block-groups term last then accept
```

2. Verify the policy configuration by running the **show policy-options** command.

```
user@host# show policy-options
policy-statement block-groups {
  term t1 {
    from {
      route-filter 224.0.1.2/32 exact;
      route-filter 225.1.1.1/32 exact;
      then reject;
    }
    term last {
      then accept;
    }
  }
}
```

3. Apply the PIM join and prune message filter.

```
user@host> set protocols pim export block-groups
```

4. After the configuration is committed, use the **show pim statistics** command to verify that outgoing PIM join and prune messages are being filtered.

```
user@host> show pim statistics | grep filtered
RP Filtered Source          0

Rx Joins/Prunes filtered    0

Tx Joins/Prunes filtered    254
```

The egress filter count is shown on the **Tx Joins/Prunes filtered** line.

**Related Documentation** • [Filtering Incoming PIM Join Messages on page 69](#)

## Filtering Incoming PIM Join Messages

Multicast scoping controls the propagation of multicast messages. Whereas multicast scoping prevents the actual multicast data packets from flowing in or out of an interface, PIM join filters prevent a state from being created in a router. A state—the (\*,G) or (S,G) entries—is the information used for forwarding unicast or multicast packets. Using PIM join filters prevents the transport of multicast traffic across a network and the dropping of packets at a scope at the edge of the network. Also, PIM join filters reduce the potential for denial-of-service (DoS) attacks and PIM state explosion—large numbers of PIM join messages forwarded to each router on the rendezvous-point tree (RPT), resulting in memory consumption.

To use PIM join filters to efficiently restrict multicast traffic from certain source addresses, create and apply the routing policy across all routers in the network.

See [Table 4 on page 70](#) for a list of match conditions.

Table 4: PIM Join Filter Match Conditions

Match Condition	Matches On
<b>interface</b>	Router interface or interfaces specified by name or IP address
<b>neighbor</b>	Neighbor address (the source address in the IP header of the join and prune message)
<b>route-filter</b>	Multicast group address embedded in the join and prune message
<b>source-address-filter</b>	Multicast source address embedded in the join and prune message

The following example shows how to create a PIM join filter. The filter is composed of a route filter and a source address filter—**bad-groups** and **bad-sources**, respectively. the **bad-groups** filter prevents (\*G) or (S,G) join messages from being received for all groups listed. The **bad-sources** filter prevents (S,G) join messages from being received for all sources listed. The **bad-groups** filter and **bad-sources** filter are in two different terms. If route filters and source address filters are in the same term, they are logically ANDed.

To filter incoming PIM join messages:

1. Configure the policy.

```
[edit policy-statement pim-join-filter term bad-groups]
user@host# set from route-filter 224.0.1.2/32 exact
user@host# set from route-filter 239.0.0.0/8 orlonger
user@host# set then reject

[edit policy-statement pim-join-filter term bad-sources]
user@host# set from source-address-filter 10.0.0.0/8 orlonger
user@host# set from source-address-filter 127.0.0.0/8 orlonger
user@host# set then reject

[edit policy-statement pim-join-filter term last]
user@host# set then accept
```

2. Apply one or more policies to routes being imported into the routing table from PIM.

```
[edit protocols pim]
user@host# set import pim-join-filter
```

3. Verify the configuration by checking the output of the **show pim join** and **show policy** commands.

#### Related Documentation

- [Understanding Multicast Administrative Scoping](#)
- [Filtering Outgoing PIM Join Messages on page 68](#)
- [show pim join on page 357](#) in the [CLI Explorer](#)
- [show policy](#) in the [CLI Explorer](#)

## Configuring Register Message Filters on a PIM RP and DR

PIM register messages are sent to the rendezvous point (RP) by a designated router (DR). When a source for a group starts transmitting, the DR sends unicast PIM register packets to the RP.

Register messages have the following purposes:

- Notify the RP that a source is sending to a group.
- Deliver the initial multicast packets sent by the source to the RP for delivery down the shortest-path tree (SPT).

The PIM RP keeps track of all active sources in a single PIM sparse mode domain. In some cases, you want more control over which sources an RP discovers, or which sources a DR notifies other RPs about. A high degree of control over PIM register messages is provided by RP or DR register message filtering. Message filtering prevents unauthorized groups and sources from registering with an RP router.

You configure RP or DR register message filtering to control the number and location of multicast sources that an RP discovers. You can apply register message filters on a DR to control outgoing register messages, or apply them on an RP to control incoming register messages.

When anycast RP is configured, all RPs in the anycast RP set need to be configured with the same register message filtering policy.

You can configure message filtering globally or for a routing instance. These examples show the global configuration.

To configure an RP filter to drop the register packets for multicast group range 224.1.1.0/24 from source address 10.10.94.2:

1. On the RP, configure the policy.

```
[edit policy-options policy-statement incoming-policy-for-rp from]
user@host# set route-filter 224.1.1.0/24 orlonger
user@host# set source-address-filter 10.10.94.2/32 exact
user@host# set then reject
user@host# exit
```

2. Apply the policy to the RP.

```
[edit protocols pim rp]
user@host# set rp-register-policy incoming-policy-for-rp
user@host# set local address 10.10.10.5
user@host# exit
```

To configure a DR filter to prevent sending register packets for group range 224.1.1.0/24 and source address 10.10.10.1/32:

1. On the DR, configure the policy.

```
[edit policy-options policy-statement outgoing-policy-for-rp]
```

```
user@host# set from route-filter 224.1.1.0/24 orlonger
user@host# set from source-address-filter 10.10.10.1/32 exact
user@host# set then reject
user@host# exit
```

2. Apply the policy to the DR.

The static address is the address of the RP to which you do not want the DR to send the filtered register messages.

```
[edit protocols pim rp]
user@host# set dr-register-policy outgoing-policy-for-dr
user@host# set static 10.10.10.3
user@host# exit
```

To configure a policy expression to accept register messages for multicast group 224.1.1.5 but reject those for 224.1.1.1:

1. On the RP, configure the policies.

```
[edit policy-options policy-statement reject_224_1_1_1]
user@host# set from route-filter 224.1.1.0/24 orlonger
user@host# set from source-address-filter 10.10.94.2/32 exact
user@host# set then reject
user@host# exit

[edit policy-options policy-statement accept_224_1_1_5]
user@host# set term one from route-filter 224.1.1.5/32 exact
user@host# set term one from source-address-filter 10.10.94.2/32 exact
user@host# set term one then accept
user@host# set term two then reject
user@host# exit
```

2. Apply the policies to the RP.

```
[edit protocols pim rp]
user@host# set rp-register-policy [ reject_224_1_1_1 | accept_224_1_1_5 ]
user@host# set local address 10.10.10.5
```

To monitor the operation of the filters, run the **show pim statistics** command. The command output contains the following fields related to filtering:

- RP Filtered Source
- Rx Joins/Prunes filtered
- Tx Joins/Prunes filtered
- Rx Register msgs filtering drop
- Tx Register msgs filtering drop

#### Related Documentation

- [PIM Sparse Mode Source Registration on page 75](#)
- [Filtering RP and DR Register Messages on page 66](#)
- [show pim statistics on page 385](#)

## CHAPTER 8

# Using PIM RPT and SPT Cutover

- [Understanding Multicast Rendezvous Points, Shared Trees, and Rendezvous-Point Trees on page 73](#)
- [Building an RPT Between the RP and Receivers on page 74](#)
- [PIM Sparse Mode Source Registration on page 75](#)
- [Multicast Shortest-Path Tree on page 78](#)
- [SPT Cutover on page 79](#)
- [SPT Cutover Control on page 82](#)
- [Example: Configuring the PIM Assert Timeout on page 82](#)
- [Example: Configuring the PIM SPT Threshold Policy on page 84](#)

## Understanding Multicast Rendezvous Points, Shared Trees, and Rendezvous-Point Trees

---

In a shared tree, the root of the distribution tree is a router, not a host, and is located somewhere in the core of the network. In the primary sparse mode multicast routing protocol, Protocol Independent Multicast sparse mode (PIM SM), the core router at the root of the shared tree is the rendezvous point (RP). Packets from the upstream source and join messages from the downstream routers “rendezvous” at this core router.

In the RP model, other routers do not need to know the addresses of the sources for every multicast group. All they need to know is the IP address of the RP router. The RP router discovers the sources for all multicast groups.

The RP model shifts the burden of finding sources of multicast content from each router (the (S,G) notation) to the network (the (\*,G) notation knows only the RP). Exactly how the RP finds the unicast IP address of the source varies, but there must be some method to determine the proper source for multicast content for a particular group.

Consider a set of multicast routers without any active multicast traffic for a certain group. When a router learns that an interested receiver for that group is on one of its directly connected subnets, the router attempts to join the distribution tree for that group back to the RP, not to the actual source of the content.

To join the shared tree, or *rendezvous-point tree (RPT)* as it is called in PIM sparse mode, the router must do the following:

- Determine the IP address of the RP for that group. Determining the address can be as simple as static configuration in the router, or as complex as a set of nested protocols.
- Build the shared tree for that group. The router executes an RPF check on the RP address in its routing table, which produces the interface closest to the RP. The router now detects that multicast packets from this RP for this group need to flow into the router on this RPF interface.
- Send a join message out on this interface using the proper multicast protocol (probably PIM sparse mode) to inform the upstream router that it wants to join the shared tree for that group. This message is a (\*,G) join message because S is not known. Only the RP is known, and the RP is not actually the source of the multicast packets. The router receiving the (\*,G) join message adds the interface on which the message was received to its outgoing interface list (OIL) for the group and also performs an RPF check on the RP address. The upstream router then sends a (\*,G) join message out from the RPF interface toward the source, informing the upstream router that it also wants to join the group.

Each upstream router repeats this process, propagating join messages from the RPF interface, building the shared tree as it goes. The process stops when the join message reaches one of the following:

- The RP for the group that is being joined
- A router along the RPT that already has a multicast forwarding state for the group that is being joined

In either case, the branch is created, and packets can flow from the source to the RP and from the RP to the receiver. Note that there is no guarantee that the shared tree (RPT) is the shortest path tree to the source. Most likely it is not. However, there are ways to “migrate” a shared tree to an SPT once the flow of packets begins. In other words, the forwarding state can transition from (\*,G) to (S,G). The formation of both types of tree depends heavily on the operation of the RPF check and the RPF table.

**Related  
Documentation**

- *Understanding Multicast Reverse Path Forwarding*

---

## Building an RPT Between the RP and Receivers

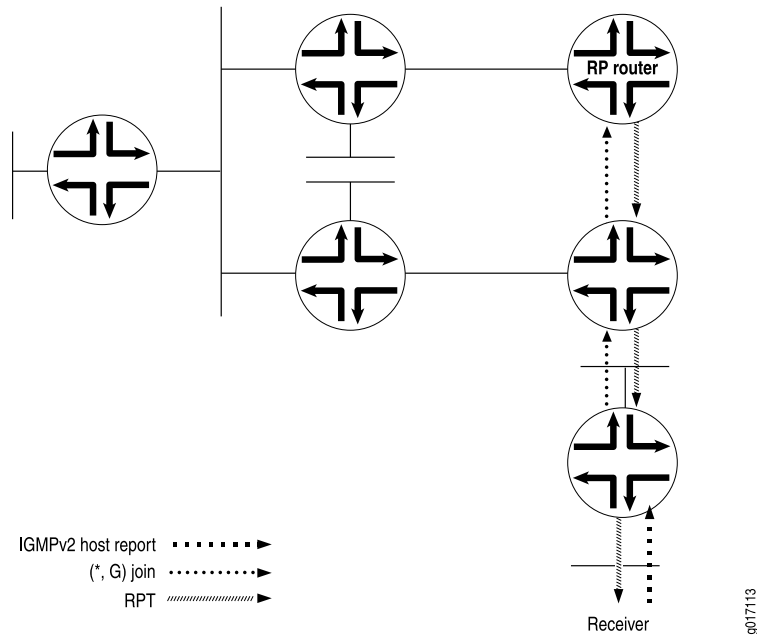
---

The RPT is the path between the RP and receivers (hosts) in a multicast group (see [Figure 11 on page 75](#)). The RPT is built by means of a PIM join message from a receiver's DR:

1. A receiver sends a request to join group (G) in an Internet Group Management Protocol (IGMP) host membership report. A PIM sparse-mode router, the receiver's DR, receives the report on a directly attached subnet and creates an RPT branch for the multicast group of interest.
2. The receiver's DR sends a PIM join message to its RPF neighbor, the next-hop address in the RPF table, or the unicast routing table.
3. The PIM join message travels up the tree and is multicast to the ALL-PIM-ROUTERS group (224.0.0.13). Each router in the tree finds its RPF neighbor by using either the

RPF table or the unicast routing table. This is done until the message reaches the RP and forms the RPT. Routers along the path set up the multicast forwarding state to forward requested multicast traffic back down the RPT to the receiver.

Figure 11: Building an RPT Between the RP and the Receiver



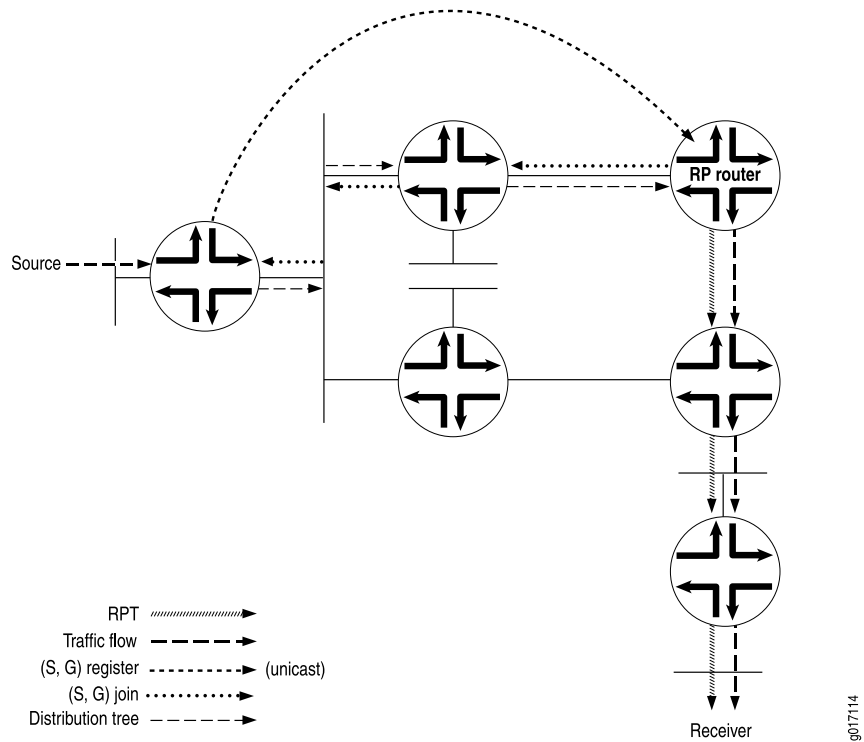
## PIM Sparse Mode Source Registration

The RPT is a unidirectional tree, permitting traffic to flow down from the RP to the receiver in one direction. For multicast traffic to reach the receiver from the source, another branch of the distribution tree, called the shortest-path tree, needs to be built from the source's DR to the RP.

The shortest-path tree is created in the following way:

1. The source becomes active, sending out multicast packets on the LAN to which it is attached. The source's DR receives the packets and encapsulates them in a PIM register message, which it sends to the RP router (see [Figure 12 on page 76](#)).
2. When the RP router receives the PIM register message from the source, it sends a PIM join message back to the source.

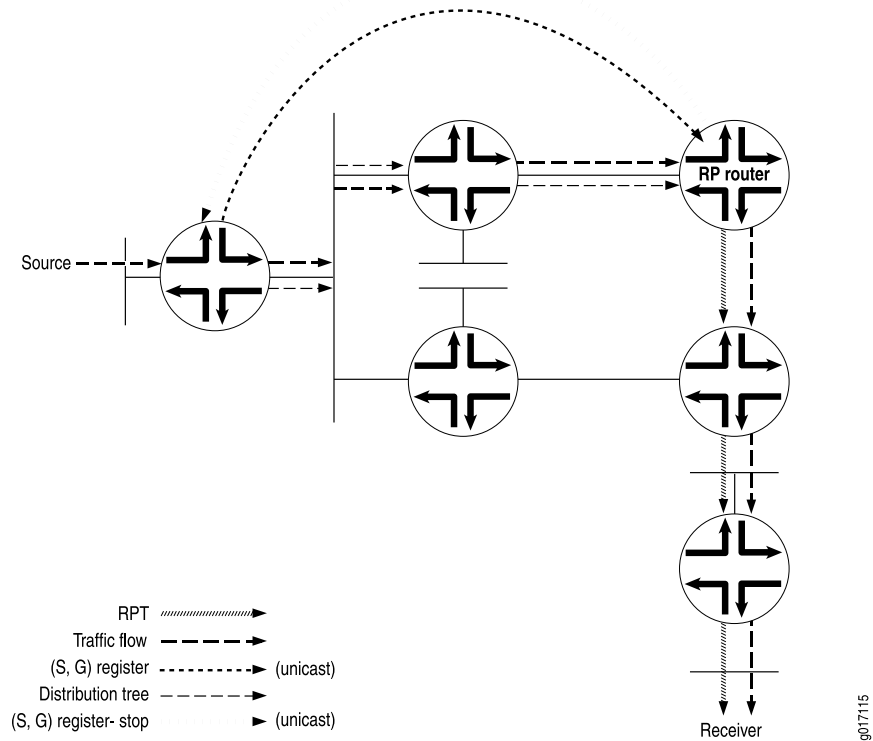
Figure 12: PIM Register Message and PIM Join Message Exchanged



3. The source's DR receives the PIM join message and begins sending traffic down the SPT toward the RP router (see [Figure 13 on page 77](#)).
4. Once traffic is received by the RP router, it sends a register stop message to the source's DR to stop the register process.

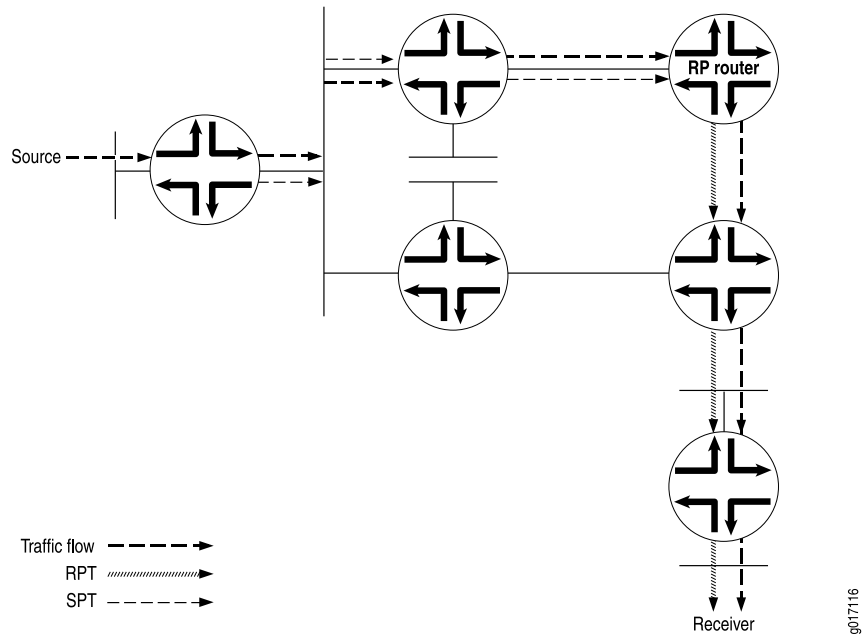


Figure 13: Traffic Sent from the Source to the RP Router



- The RP router sends the multicast traffic down the RPT toward the receiver (see [Figure 14 on page 77](#)).

Figure 14: Traffic Sent from the RP Router Toward the Receiver



## Multicast Shortest-Path Tree

---

The distribution tree used for multicast is rooted at the source and is the shortest-path tree (SPT) as well. Consider a set of multicast routers without any active multicast traffic for a certain group (that is, they have no multicast forwarding state for that group). When a router learns that an interested receiver for that group is on one of its directly connected subnets, the router attempts to join the tree for that group.

To join the distribution tree, the router determines the unicast IP address of the source for that group. This address can be a simple static configuration on the router, or as complex as a set of protocols.

To build the SPT for that group, the router executes an a reverse path forwarding (RPF) check on the source address in its routing table. The RPF check produces the interface closest to the source, which is where multicast packets from this source for this group need to flow into the router.

The router next sends a join message out on this interface using the proper multicast protocol to inform the upstream router that it wants to join the distribution tree for that group. This message is an (S,G) join message because both S and G are known. The router receiving the (S,G) join message adds the interface on which the message was received to its output interface list (OIL) for the group and also performs an RPF check on the source address. The upstream router then sends an (S,G) join message out on the RPF interface toward the source, informing the upstream router that it also wants to join the group.

Each upstream router repeats this process, propagating joins out on the RPF interface, building the SPT as it goes. The process stops when the join message does one of two things:

- Reaches the router directly connected to the host that is the source.
- Reaches a router that already has multicast forwarding state for this source-group pair.

In either case, the branch is created, each of the routers has multicast forwarding state for the source-group pair, and packets can flow down the distribution tree from source to receiver. The RPF check at each router makes sure that the tree is an SPT.

SPTs are always the shortest path, but they are not necessarily short. That is, sources and receivers tend to be on the periphery of a router network, not on the backbone, and multicast distribution trees have a tendency to sprawl across almost every router in the network. Because multicast traffic can overwhelm a slow interface, and one packet can easily become a hundred or a thousand on the opposite side of the backbone, it makes sense to provide a shared tree as a distribution tree so that the multicast source can be located more centrally in the network, on the backbone. This sharing of distribution trees with roots in the core network is accomplished by a multicast rendezvous point.

### Related Documentation

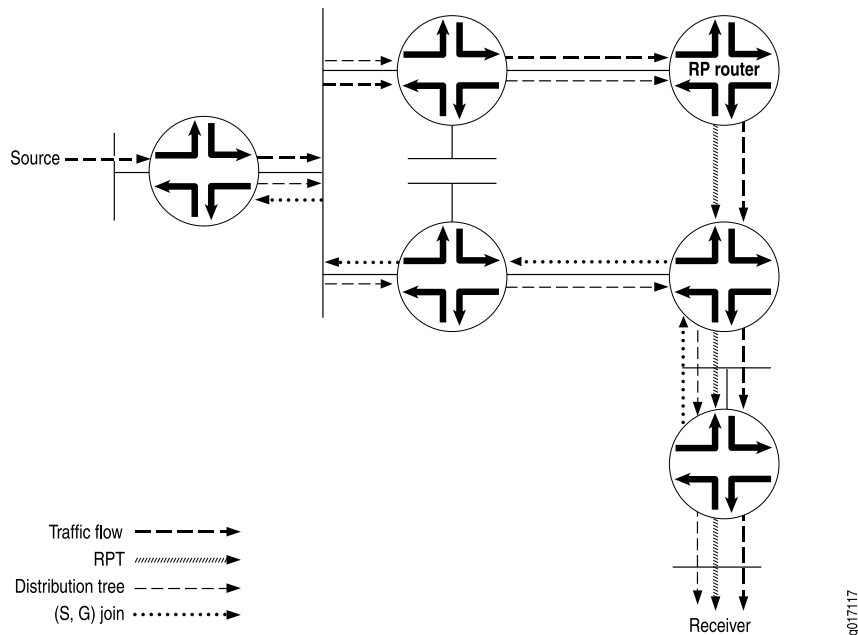
- [Understanding Multicast Rendezvous Points, Shared Trees, and Rendezvous-Point Trees on page 73](#)

## SPT Cutover

Instead of continuing to use the SPT to the RP and the RPT toward the receiver, a direct SPT is created between the source and the receiver in the following way:

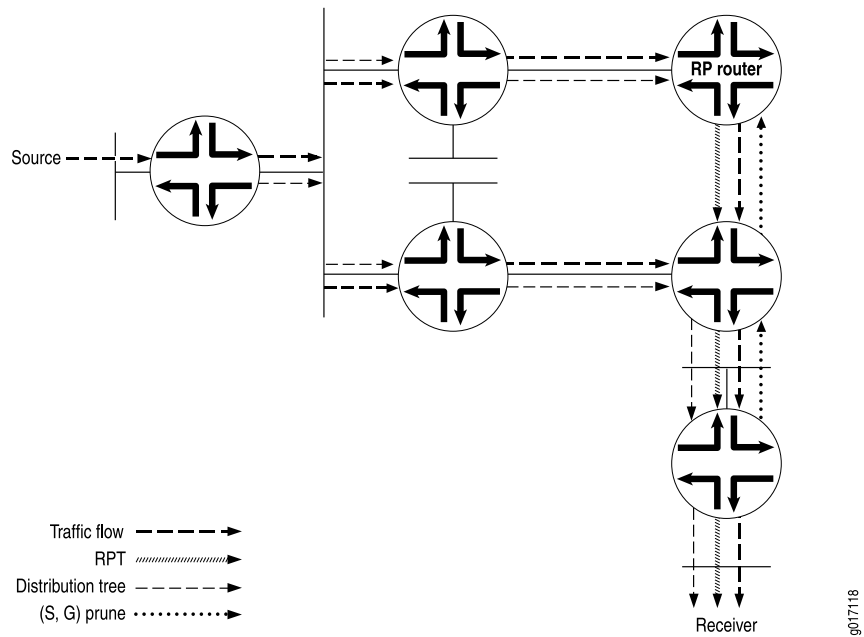
1. Once the receiver's DR receives the first multicast packet from the source, the DR sends a PIM join message to its RPF neighbor (see [Figure 15 on page 79](#)).
2. The source's DR receives the PIM join message, and an additional (S,G) state is created to form the SPT.
3. Multicast packets from that particular source begin coming from the source's DR and flowing down the new SPT to the receiver's DR. The receiver's DR is now receiving two copies of each multicast packet sent by the source—one from the RPT and one from the new SPT.

**Figure 15: Receiver DR Sends a PIM Join Message to the Source**



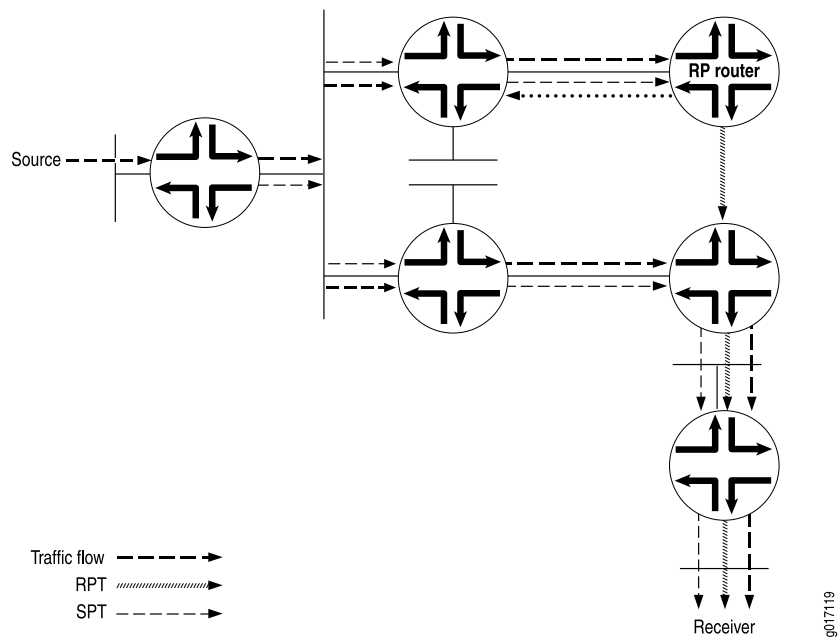
4. To stop duplicate multicast packets, the receiver's DR sends a PIM prune message toward the RP router, letting it know that the multicast packets from this particular source coming in from the RPT are no longer needed (see [Figure 16 on page 80](#)).

Figure 16: PIM Prune Message Is Sent from the Receiver's DR Toward the RP Router



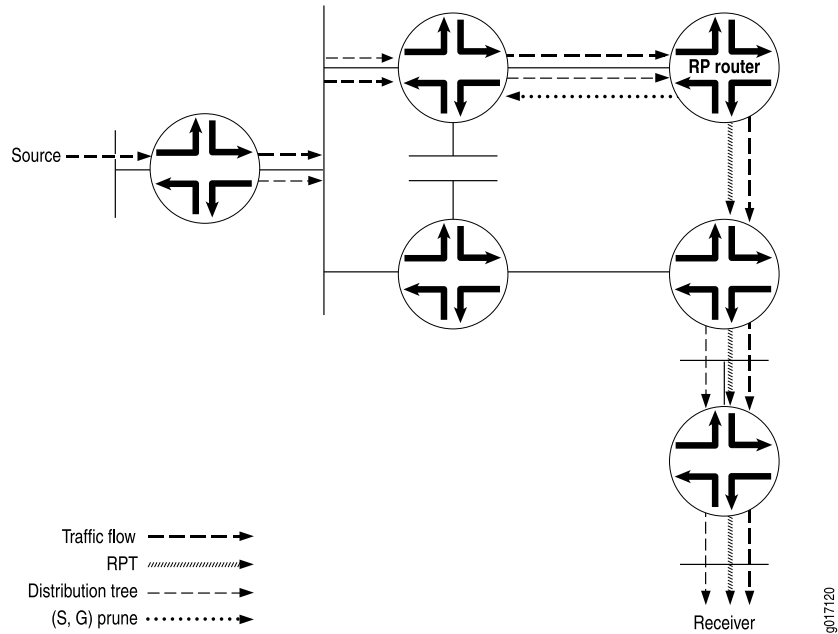
5. The PIM prune message is received by the RP router, and it stops sending multicast packets down to the receiver's DR. The receiver's DR is getting multicast packets only for this particular source over the new SPT. However, multicast packets from the source are still arriving from the source's DR toward the RP router (see [Figure 17 on page 80](#)).

Figure 17: RP Router Receives PIM Prune Message



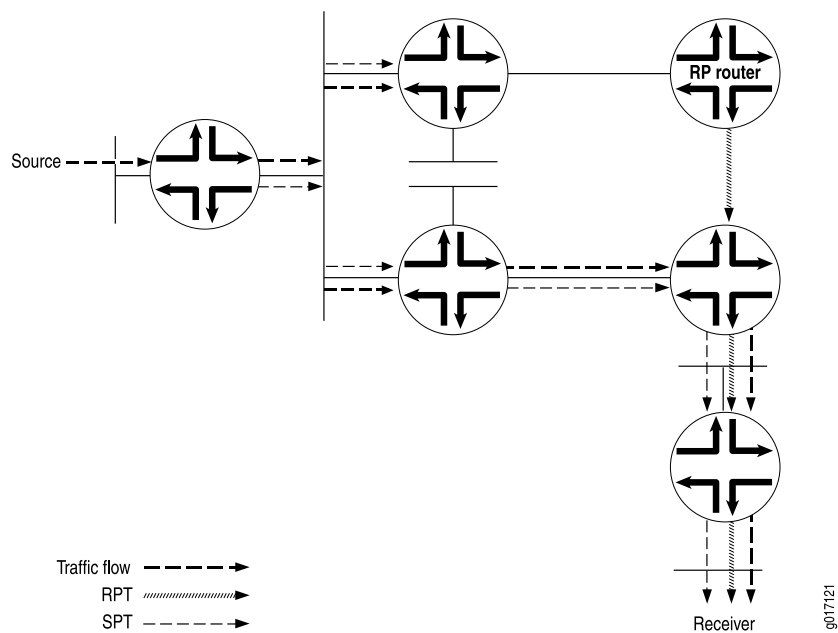
6. To stop the unneeded multicast packets from this particular source, the RP router sends a PIM prune message to the source's DR (see [Figure 18 on page 81](#)).

**Figure 18: RP Router Sends a PIM Prune Message to the Source DR**



7. The receiver's DR now receives multicast packets only for the particular source from the SPT (see [Figure 19 on page 81](#)).

**Figure 19: Source's DR Stops Sending Duplicate Multicast Packets Toward the RP Router**



## SPT Cutover Control

---

In some cases, the last-hop router needs to stay on the shared tree to the RP and not transition to a direct SPT to the source. You might not want the last-hop router to transition when, for example, a low-bandwidth multicast stream is forwarded from the RP to a last-hop router. All routers between last hop and source must maintain and refresh the SPT state. This can become a resource-intensive activity that does not add much to the network efficiency for a particular pair of source and multicast group addresses.

In these cases, you configure an SPT threshold policy on the last-hop router to control the transition to a direct SPT. An SPT cutover threshold of infinity applied to a source-group address pair means the last-hop router will never transition to a direct SPT. For all other source-group address pairs, the last-hop router transitions immediately to a direct SPT rooted at the source DR.

## Example: Configuring the PIM Assert Timeout

---

This example shows how to configure the timeout period for a PIM assert forwarder.

- [Requirements on page 82](#)
- [Overview on page 82](#)
- [Configuration on page 84](#)

## Requirements

Before you begin:

- Configure the router interfaces. See the *Junos OS Network Interfaces Library for Routing Devices*.
- Configure an interior gateway protocol or static routing. See the *Junos OS Routing Protocols Library for Routing Devices*.
- Configure PIM Sparse Mode on the interfaces. See *Enabling PIM Sparse Mode*.

## Overview

The role of PIM assert messages is to determine the forwarder on a network with multiple routers. The forwarder is the router that forwards multicast packets to a network with multicast group members. The forwarder is generally the same as the PIM DR.

A router sends an assert message when it receives a multicast packet on an interface that is listed in the outgoing interface list of the matching routing entry. Receiving a message on an outgoing interface is an indication that more than one router forwards the same multicast packets to a network.

In [Figure 20 on page 83](#), both routing devices R1 and R2 forward multicast packets for the same (S,G) entry on a network. Both devices detect this situation and both devices send assert messages on the Ethernet network. An assert message contains, in addition to a source address and group address, a unicast cost metric for sending packets to the

source, and a preference metric for the unicast cost. The preference metric expresses a preference between unicast routing protocols. The routing device with the smallest preference metric becomes the forwarder (also called the assert winner). If the preference metrics are equal, the device that sent the lowest unicast cost metric becomes the forwarder. If the unicast metrics are also equal, the routing device with the highest IP address becomes the forwarder. After the transmission of assert messages, only the forwarder continues to forward messages on the network.

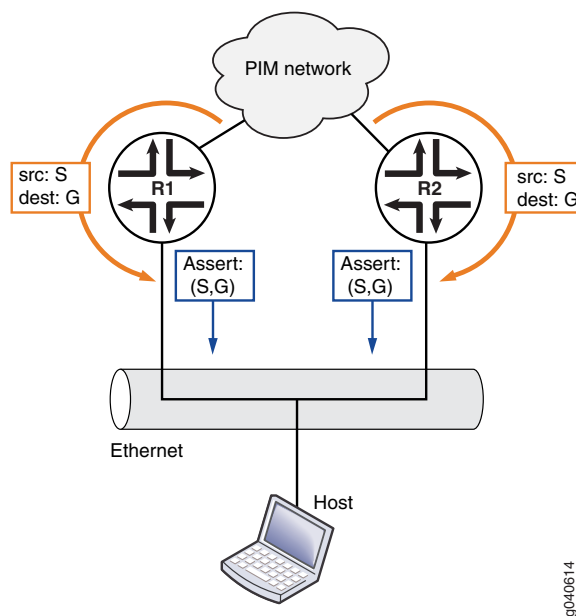
When an assert message is received and the RPF neighbor is changed to the assert winner, the assert timer is set to an assert timeout period. The assert timeout period is restarted every time a subsequent assert message for the route entry is received on the incoming interface. When the assert timer expires, the routing device resets its RPF neighbor according to its unicast routing table. Then, if multiple forwarders still exist, the forwarders reenter the assert message cycle. In effect, the assert timeout period determines how often multicast routing devices enter a PIM assert message cycle.

The range is from 5 through 210 seconds. The default is 180 seconds.

Assert messages are useful for LANs that connect multiple routing devices and no hosts.

Figure 20 on page 83 shows the topology for this example.

**Figure 20: PIM Assert Topology**



## Configuration

**Step-by-Step Procedure** The following example requires you to navigate various levels in the configuration hierarchy. For information about navigating the CLI, see *Using the CLI Editor in Configuration Mode* in the *CLI User Guide*.

To configure an assert timeout:

1. Configure the timeout period, in seconds.

```
[edit protocols pim]
user@host# set assert-timeout 60
```

2. (Optional) Trace assert messages.

```
[edit protocols pim]
user@host# set traceoptions file PIM.log
user@host# set traceoptions flag assert detail
```

3. If you are done configuring the device, commit the configuration.

```
user@host# commit
```

4. To verify the configuration, run the following commands:

- `show pim join`
- `show pim statistics`

**Related Documentation**

- [Configuring PIM Trace Options on page 9](#)
- [SPT Cutover on page 79](#)
- [SPT Cutover Control on page 82](#)

---

## Example: Configuring the PIM SPT Threshold Policy

This example shows how to apply a policy that suppresses the transition from the rendezvous-point tree (RPT) rooted at the RP to the shortest-path tree (SPT) rooted at the source.

- [Requirements on page 84](#)
- [Overview on page 85](#)
- [Configuration on page 86](#)
- [Verification on page 88](#)

## Requirements

Before you begin:

- Configure the router interfaces. See the *Junos OS Network Interfaces Library for Routing Devices*.



- Configure an interior gateway protocol or static routing. See the *Junos OS Routing Protocols Library for Routing Devices*.
- Configure PIM Sparse Mode on the interfaces. See *Enabling PIM Sparse Mode*.

## Overview

Multicast routing devices running PIM sparse mode can forward the same stream of multicast packets onto the same LAN through an RPT rooted at the RP or through an SPT rooted at the source. In some cases, the last-hop routing device needs to stay on the shared RPT to the RP and not transition to a direct SPT to the source. Receiving the multicast data traffic on SPT is optimal but introduces more state in the network, which might not be desirable in some multicast deployments. Ideally, low-bandwidth multicast streams can be forwarded on the SPT, and high-bandwidth streams can use the SPT. This example shows how to configure such a policy.

This example includes the following settings:

- **spt-threshold**—Enables you to configure an SPT threshold policy on the last-hop routing device to control the transition to a direct SPT. When you include this statement in the main PIM instance, the PE router stays on the RPT for control traffic.
- **infinity**—Applies an SPT cutover threshold of infinity to a source-group address pair, so that the last-hop routing device never transitions to a direct SPT. For all other source-group address pairs, the last-hop routing device transitions immediately to a direct SPT rooted at the source DR. This statement must reference a properly configured policy to set the SPT cutover threshold for a particular source-group pair to infinity. The use of values other than infinity for the SPT threshold is not supported. You can configure more than one policy.
- **policy-statement**—Configures the policy. The simplest type of SPT threshold policy uses a route filter and source address filter to specify the multicast group and source addresses and to set the SPT threshold for that pair of addresses to infinity. The policy is applied to the main PIM instance.

This example sets the SPT transition value for the source-group pair 10.10.10.1 and 224.1.1.1 to infinity. When the policy is applied to the last-hop router, multicast traffic from this source-group pair never transitions to a direct SPT to the source. Traffic will continue to arrive through the RP. However, traffic for any other source-group address combination at this router transitions to a direct SPT to the source.

Note these points when configuring the SPT threshold policy:

- Configuration changes to the SPT threshold policy affect how the routing device handles the SPT transition.

Note these points when configuring the SPT threshold policy:

- Configuration changes to the SPT threshold policy affect how the routing device handles the SPT transition.

Note these points when configuring the SPT threshold policy:

- Configuration changes to the SPT threshold policy affect how the routing device handles the SPT transition.
- When the policy is configured for the first time, the routing device continues to transition to the direct SPT for the source-group address pair until the PIM-join state is cleared with the **clear pim join** command.
- If you do not clear the PIM-join state when you apply the infinity policy configuration for the first time, you must apply it before the PE router is brought up.
- When the policy is deleted for a source-group address pair for the first time, the routing device does not transition to the direct SPT for that source-group address pair until the PIM-join state is cleared with the **clear pim join** command.
- When the policy is changed for a source-group address pair for the first time, the routing device does not use the new policy until the PIM-join state is cleared with the **clear pim join** command.

## Configuration

### CLI Quick Configuration

To quickly configure this example, copy the following commands, paste them into a text file, remove any line breaks, change any details necessary to match your network configuration, and then copy and paste the commands into the CLI at the **[edit]** hierarchy level.

```
[edit]
set policy-options policy-statement spt-infinity-policy term one from route-filter
  224.1.1.1/32 exact
set policy-options policy-statement spt-infinity-policy term one from source-address-filter
  10.10.10.1/32 exact
set policy-options policy-statement spt-infinity-policy term one then accept
set policy-options policy-statement spt-infinity-policy term two then reject
set protocols pim spt-threshold infinity spt-infinity-policy
```

### Step-by-Step Procedure

The following example requires you to navigate various levels in the configuration hierarchy. For information about navigating the CLI, see the *CLI User Guide*.

To configure an SPT threshold policy:

1. Apply the policy.

```
[edit]
user@host# edit protocols pim
```

```
[edit protocols pim]
user@host# set spt-threshold infinity spt-infinity-policy
[edit protocols pim]
user@host# exit
```

2. Configure the policy.

```
[edit]
user@host# edit policy-options policy-statement spt-infinity-policy
[edit policy-options policy-statement spt-infinity-policy]
user@host# set term one from route-filter 224.1.1.1/32 exact
[edit policy-options policy-statement spt-infinity-policy]
user@host# set term one from source-address-filter 10.10.10.1/32 exact
[edit policy-options policy-statement spt-infinity-policy]
user@host# set term one then accept
[edit policy-options policy-statement spt-infinity-policy]
user@host# set term two then reject
[edit policy-options policy-statement spt-infinity-policy]
user@host# exit
policy-statement {
```

3. If you are done configuring the device, commit the configuration.

```
[edit]
user@host# commit
```

4. Clear the PIM join cache to force the configuration to take effect.

```
[edit]
user@host# run clear pim join
```

## Results

Confirm your configuration by entering the **show policy-options** command and the **show protocols** command from configuration mode. If the output does not display the intended configuration, repeat the instructions in this example to correct the configuration.

```
user@host# show policy-options
policy-statement spt-infinity-policy {
  term one {
    from {
      route-filter 224.1.1.1/32 exact;
      source-address-filter 10.10.10.1/32 exact;
    }
    then accept;
  }
  term two {
    then reject;
  }
}

user@host# show protocols
pim {
  spt-threshold {
    infinity spt-infinity-policy;
  }
}
```

## Verification

To verify the configuration, run the [show pim join](#) command.

**Related Documentation**

- [SPT Cutover Control on page 82](#)

## PART 2

# IGMP and IGMP Snooping

- [Using IGMP on page 91](#)
- [Using IGMP Snooping on page 117](#)



## CHAPTER 9

# Using IGMP

- [Understanding Group Membership Protocols on page 91](#)
- [Understanding IGMP on page 93](#)
- [Configuring IGMP on page 95](#)
- [Enabling IGMP on page 96](#)
- [Changing the IGMP Version on page 97](#)
- [Modifying the IGMP Host-Query Message Interval on page 98](#)
- [Modifying the IGMP Last-Member Query Interval on page 99](#)
- [Specifying Immediate-Leave Host Removal for IGMP on page 100](#)
- [Filtering Unwanted IGMP Reports at the IGMP Interface Level on page 101](#)
- [Accepting IGMP Messages from Remote Subnetworks on page 102](#)
- [Modifying the IGMP Query Response Interval on page 102](#)
- [Modifying the IGMP Robustness Variable on page 103](#)
- [Limiting the Maximum IGMP Message Rate on page 104](#)
- [Enabling IGMP Static Group Membership on page 105](#)
- [Recording IGMP Join and Leave Events on page 111](#)
- [Limiting the Number of IGMP Multicast Group Joins on Logical Interfaces on page 113](#)
- [Tracing IGMP Protocol Traffic on page 114](#)
- [Disabling IGMP on page 116](#)

### Understanding Group Membership Protocols

There is a big difference between the multicast protocols used between host and router and between the multicast routers themselves. Hosts on a given subnetwork need to inform their router only whether or not they are interested in receiving packets from a certain multicast group. The source host needs to inform its routers only that it is the source of traffic for a particular multicast group. In other words, no detailed knowledge of the distribution tree is needed by any hosts; only a group membership protocol is needed to inform routers of their participation in a multicast group. Between adjacent routers, on the other hand, the multicast routing protocols must avoid loops as they build a detailed sense of the network topology and distribution tree from source to leaf. So,

different multicast protocols are used for the host-router portion and the router-router portion of the multicast network.

Multicast group membership protocols enable a router to detect when a host on a directly attached subnet, typically a LAN, wants to receive traffic from a certain multicast group. Even if more than one host on the LAN wants to receive traffic for that multicast group, the router sends only one copy of each packet for that multicast group out on that interface, because of the inherent broadcast nature of LANs. When the multicast group membership protocol informs the router that there are no interested hosts on the subnet, the packets are withheld and that leaf is pruned from the distribution tree.

The Internet Group Management Protocol (IGMP) and the Multicast Listener Discovery (MLD) Protocol are the standard IP multicast group membership protocols: IGMP and MLD have several versions that are supported by hosts and routers:

- IGMPv1—The original protocol defined in RFC 1112. An explicit join message is sent to the router, but a timeout is used to determine when hosts leave a group. This process wastes processing cycles on the router, especially on older or smaller routers.
- IGMPv2—Defined in RFC 2236. Among other features, IGMPv2 adds an explicit leave message to the join message so that routers can more easily determine when a group has no interested listeners on a LAN.
- IGMPv3—Defined in RFC 3376. Among other features, IGMPv3 optimizes support for a single source of content for a multicast group, or *source-specific multicast (SSM)*.
- MLDv1—Defined in RFC 2710. MLDv1 is similar to IGMPv2.
- MLDv2—Defined in RFC 3810. MLDv2 similar to IGMPv3.

The various versions of IGMP and MLD are backward compatible. It is common for a router to run multiple versions of IGMP and MLD on LAN interfaces. Backward compatibility is achieved by dropping back to the most basic of all versions run on a LAN. For example, if one host is running IGMPv1, any router attached to the LAN running IGMPv2 can drop back to IGMPv1 operation, effectively eliminating the IGMPv2 advantages. Running multiple IGMP versions ensures that both IGMPv1 and IGMPv2 hosts find peers for their versions on the router.



**CAUTION:** On MX Series platforms, IGMPv2 and IGMPv3 cannot be configured together on the same interface. Configuring both together causes unexpected behavior in multicast traffic forwarding.

---

**Related  
Documentation**

- *Examples: Configuring MLD*



## Understanding IGMP

---

The IPv4 address scheme assigns class D addresses for IP multicast. IGMP is the protocol that uses these addresses, which can be in the range 224.0.0.0 to 239.255.255.255. The following addresses have specific functions or are unavailable:

- 224.0.0.0 is reserved—you cannot assign it to a group.
- 224.0.0.1 is the all-hosts address—a packet sent to this address reaches all hosts on a subnet.
- 224.0.0.2 is the all-routers address—a packet sent to this address reaches all routers on a subnet.

This implementation of IGMP complies with IGMP versions 1, 2, and 3. IGMPv3 supports source-specific join and leave messages and is backward compatible with IGMPv1 and IGMPv2.

IGMPv2 mode interfaces exchange the following types of messages between routers and hosts:

- Group membership queries
- Group membership reports
- Leave group membership messages

IGMPv3 mode interfaces exchange the following types of messages with IGMPv3 hosts:

- Group membership queries
- IGMPv3 group membership reports

IGMP manages the membership of hosts and routers in multicast groups. IP hosts use IGMP to report their multicast group memberships to any immediately neighboring multicast routers. Multicast routers use IGMP to learn, for each of their attached physical networks, which groups have members.

A router receives explicit join and prune messages from those neighboring routers that have downstream group members. When PIM is the multicast protocol in use, IGMP begins the process as follows:

1. To join a multicast group, G, a host conveys its membership information through IGMP.
2. The router then forwards data packets addressed to a multicast group G to only those interfaces on which explicit join messages have been received.
3. A designated router (DR) sends periodic join and prune messages toward a group-specific rendezvous point (RP) for each group for which it has active members. One or more routers are automatically or statically designated as the RP, and all routers must explicitly join through the RP.
4. Each router along the path toward the RP builds a wild card (any-source) state for the group and sends join and prune messages toward the RP.

The term *route entry* is used to refer to the state maintained in a router to represent the distribution tree.

A route entry can include such fields as:

- source address
- group address
- incoming interface from which packets are accepted
- list of outgoing interfaces to which packets are sent
- timers
- flag bits

The wild card route entry's incoming interface points toward the RP.

The outgoing interfaces point to the neighboring downstream routers that have sent join and prune messages toward the RP as well as the directly connected hosts that have requested membership to group G.

5. This state creates a shared, RP-centered, distribution tree that reaches all group members.

IGMP is also used as the transport for several related multicast protocols (for example, Distance Vector Multicast Routing Protocol [DVMRP] and Protocol Independent Multicast version 1 [PIMv1]).

IGMP is an integral part of IP and must be enabled on all routers and hosts that need to receive IP multicast traffic.

For each attached network, a multicast router can be either a querier or a nonquerier. The querier router periodically sends general query messages to solicit group membership information. Hosts on the network that are members of a multicast group send report messages. When a host leaves a group, it sends a leave group message.

IGMP version 3 (IGMPv3) supports inclusion and exclusion lists. Inclusion lists enable you to specify which sources can send to a multicast group. This type of multicast group is called a source-specific multicast (SSM) group, and its multicast address is 232/8.

IGMPv3 provides support for source filtering. For example, a router can specify particular routers from which it accepts or rejects traffic. With IGMPv3, a multicast router can learn which sources are of interest to neighboring routers.

Exclusion mode works the opposite of an inclusion list. It allows any source but the ones listed to send to the SSM group.

IGMPv3 interoperates with versions 1 and 2 of the protocol. However, to remain compatible with older IGMP hosts and routers, IGMPv3 routers must also implement versions 1 and 2 of the protocol. IGMPv3 supports the following membership-report record types: mode is allowed, allow new sources, and block old sources.

**Related  
Documentation**

- *Supported IP Multicast Protocol Standards*

## Configuring IGMP

Before you begin:

1. Determine whether the router is directly attached to any multicast sources. Receivers must be able to locate these sources.
2. Determine whether the router is directly attached to any multicast group receivers. If receivers are present, IGMP is needed.
3. Determine whether to configure multicast to use sparse, dense, or sparse-dense mode. Each mode has different configuration considerations.
4. Determine the address of the RP if sparse or sparse-dense mode is used.
5. Determine whether to locate the RP with the static configuration, BSR, or auto-RP method.
6. Determine whether to configure multicast to use its own RPF routing table when configuring PIM in sparse, dense, or sparse-dense mode.
7. Configure the SAP and SDP protocols to listen for multicast session announcements. See *Configuring the Session Announcement Protocol*.

To configure the Internet Group Management Protocol (IGMP), include the **igmp** statement:

```
igmp {
  accounting;
  interface interface-name {
    disable;
    (accounting | no-accounting);
    group-policy [ policy-names ];
    immediate-leave;
    oif-map map-name;
    promiscuous-mode;
    ssm-map ssm-map-name;
    static {
      group multicast-group-address {
        exclude;
        group-count number;
        group-increment increment;
        source ip-address {
          source-count number;
          source-increment increment;
        }
      }
    }
  }
  version version;
}
query-interval seconds;
query-last-member-interval seconds;
query-response-interval seconds;
robust-count number;
traceoptions {
```

```
file filename <files number> <size size> <world-readable | no-world-readable>;  
flag flag <flag-modifier> <disable>;  
}  
}
```

You can include this statement at the following hierarchy levels:

- [edit protocols]
- [edit logical-systems *logical-system-name* protocols]

By default, IGMP is enabled on all interfaces on which you configure Protocol Independent Multicast (PIM), and on all broadcast interfaces on which you configure the Distance Vector Multicast Routing Protocol (DVMRP).



**NOTE:** You can configure IGMP on an interface without configuring PIM. PIM is generally not needed on IGMP downstream interfaces. Therefore, only one “pseudo PIM interface” is created to represent all IGMP downstream (IGMP-only) interfaces on the router. This reduces the amount of router resources, such as memory, that are consumed. You must configure PIM on upstream IGMP interfaces to enable multicast routing, perform reverse-path forwarding for multicast data packets, populate the multicast forwarding table for upstream interfaces, and in the case of bidirectional PIM and PIM sparse mode, to distribute IGMP group memberships into the multicast routing domain.

---

## Enabling IGMP

The Internet Group Management Protocol (IGMP) manages multicast groups by establishing, maintaining, and removing groups on a subnet. Multicast routing devices use IGMP to learn which groups have members on each of their attached physical networks. IGMP must be enabled for the router to receive IPv4 multicast packets. IGMP is only needed for IPv4 networks, because multicast is handled differently in IPv6 networks. IGMP is automatically enabled on all IPv4 interfaces on which you configure PIM and on all IPv4 broadcast interfaces when you configure DVMRP.

If IGMP is not running on an interface—either because PIM and DVMRP are not configured on the interface or because IGMP is explicitly disabled on the interface—you can explicitly enable IGMP.

To explicitly enable IGMP:

1. If PIM and DVMRP are not running on the interface, explicitly enable IGMP by including the interface name.

```
[edit protocols igmp]  
user@host# set interface fe-0/0/0.0
```

2. See if IGMP is disabled on any interfaces. In the following example, IGMP is disabled on a Gigabit Ethernet interface.

```
[edit protocols igmp]
```

```
user@host# show
interface fe-0/0/0.0;
interface ge-1/0/0.0 {
  disable;
}
```

3. Enable IGMP on the interface by deleting the **disable** statement.

```
[edit protocols igmp]
delete interface ge-1/0/0.0 disable
```

4. Verify the configuration.

```
[edit protocols igmp]
user@host# show
interface fe-0/0/0.0;
interface ge-1/0/0.0;
```

5. Verify the operation of IGMP on the interfaces by checking the output of the **show igmp interface** command.

#### Related Documentation

- [Understanding IGMP on page 93](#)
- [Disabling IGMP on page 116](#)
- [show igmp interface on page 411](#)

## Changing the IGMP Version

By default, the routing device runs IGMPv2. Routing devices running different versions of IGMP determine the lowest common version of IGMP that is supported by hosts on their subnet and operate in that version.

To enable source-specific multicast (SSM) functionality, you must configure version 3 on the host and the host's directly connected routing device. If a source address is specified in a multicast group that is statically configured, the version must be set to IGMPv3.

If a static multicast group is configured with the source address defined, and the IGMP version is configured to be version 2, the source is ignored and only the group is added. In this case, the join is treated as an IGMPv2 group join.

If you configure the IGMP version setting at the individual interface hierarchy level, it overrides the **interface all** statement.

If you have already configured the routing device to use IGMP version 1 (IGMPv1) and then configure it to use IGMPv2, the routing device continues to use IGMPv1 for up to 6 minutes and then uses IGMPv2.

To change to IGMPv3 for SSM functionality:

1. Configure the IGMP interface.

```
[edit protocols igmp]
user@host# set interface ge-0/0/0 version 3
```

2. Verify the configuration by checking the version field in the output of the **show igmp interfaces** command. The **show igmp statistics** command has version-specific output fields, such as V1 Membership Report, V2 Membership Report, and V3 Membership Report.



**CAUTION:** On MX Series platforms, IGMPv2 and IGMPv3 cannot be configured together on the same interface. Configuring both together causes unexpected behavior in multicast traffic forwarding.

**Related Documentation**

- [Understanding IGMP on page 93](#)
- [show pim interfaces on page 354](#)
- [show igmp statistics on page 415](#)
- RFC 2236, *Internet Group Management Protocol, Version 2*
- RFC 3376, *Internet Group Management Protocol, Version 3*

---

## Modifying the IGMP Host-Query Message Interval

The objective of IGMP is to keep routers up to date with group membership of the entire subnet. Routers need not know who all the members are, only that members exist. Each host keeps track of which multicast groups are subscribed to. On each link, one router is elected the querier. The IGMP querier router periodically sends general host-query messages on each attached network to solicit membership information. The messages are sent to the all-systems multicast group address, 224.0.0.1.

The query interval, the response interval, and the robustness variable are related in that they are all variables that are used to calculate the group membership timeout. The group membership timeout is the number of seconds that must pass before a multicast router determines that no more members of a host group exist on a subnet. The group membership timeout is calculated as the (robustness variable x query-interval) + (query-response-interval). If no reports are received for a particular group before the group membership timeout has expired, the routing device stops forwarding remotely-originated multicast packets for that group onto the attached network.

By default, host-query messages are sent every 125 seconds. You can change this interval to change the number of IGMP messages sent on the subnet.

To modify the query interval:

1. Configure the interval.

```
[edit protocols igmp]  
user@host# set query-interval 200
```

The value can be from 1 through 1024 seconds.

2. Verify the configuration by checking the IGMP Query Interval field in the output of the **show igmp interface** command.

3. Verify the operation of the query interval by checking the Membership Query field in the output of the **show igmp statistics** command.

**Related  
Documentation**

- [Understanding IGMP on page 93](#)
- [Modifying the IGMP Query Response Interval on page 102](#)
- [Modifying the IGMP Robustness Variable on page 103](#)
- [show igmp interface on page 411](#)
- [show igmp statistics on page 415](#)

## Modifying the IGMP Last-Member Query Interval

The last-member query interval is the maximum amount of time between group-specific query messages, including those sent in response to leave-group messages. You can configure this interval to change the amount of time it takes a routing device to detect the loss of the last member of a group.

When the routing device that is serving as the querier receives a leave-group message from a host, the routing device sends multiple group-specific queries to the group being left. The querier sends a specific number of these queries at a specific interval. The number of queries sent is called the last-member query count. The interval at which the queries are sent is called the last-member query interval. Because both settings are configurable, you can adjust the leave latency. The IGMP leave latency is the time between a request to leave a multicast group and the receipt of the last byte of data for the multicast group.

The last-member query count x (times) the last-member query interval = (equals) the amount of time it takes a routing device to determine that the last member of a group has left the group and to stop forwarding group traffic.

The default last-member query interval is 1 second. You can configure a subsecond interval up to one digit to the right of the decimal point. The configurable range is 0.1 through 0.9, then in 1-second intervals 1 through 999,999.

To modify this interval:

1. Configure the time (in seconds) that the routing device waits for a report in response to a group-specific query.

```
[edit protocols igmp]
user@host# set query-last-member-interval 0.1
```

2. Verify the configuration by checking the IGMP Last Member Query Interval field in the output of the **show igmp interfaces** command.



**NOTE:** You can configure the last-member query count by configuring the robustness variable. The two are always equal.

- Related Documentation**
- [Modifying the IGMP Robustness Variable on page 103](#)
  - [show pim interfaces on page 354](#)

## Specifying Immediate-Leave Host Removal for IGMP

---

The immediate leave setting is useful for minimizing the leave latency of IGMP memberships. When this setting is enabled, the routing device leaves the multicast group immediately after the last host leaves the multicast group.

The immediate-leave setting enables host tracking, meaning that the device keeps track of the hosts that send join messages. This allows IGMP to determine when the last host sends a leave message for the multicast group.

When the immediate leave setting is enabled, the device removes an interface from the forwarding-table entry without first sending IGMP group-specific queries to the interface. The interface is pruned from the multicast tree for the multicast group specified in the IGMP leave message. The immediate leave setting ensures optimal bandwidth management for hosts on a switched network, even when multiple multicast groups are being used simultaneously.

When immediate leave is disabled and one host sends a leave group message, the routing device first sends a group query to determine if another receiver responds. If no receiver responds, the routing device removes all hosts on the interface from the multicast group. Immediate leave is disabled by default for both IGMP version 2 and IGMP version 3.



**NOTE:** Although host tracking is enabled for IGMPv2 and MLDv1 when you enable immediate leave, use immediate leave with these versions only when there is one host on the interface. The reason is that IGMPv2 and MLDv1 use a report suppression mechanism whereby only one host on an interface sends a group join report in response to a membership query. The other interested hosts suppress their reports. The purpose of this mechanism is to avoid a flood of reports for the same group. But it also interferes with host tracking, because the router only knows about the one interested host and does not know about the others.

---

To enable immediate leave on an interface:

1. Configure immediate leave on the IGMP interface.

```
[edit protocols IGMP]
user@host# set interface ge-0/0/0.1 immediate-leave
```

2. Verify the configuration by checking the Immediate Leave field in the output of the `show igmp interface` command.

- Related Documentation**
- [Understanding IGMP on page 93](#)
  - [show igmp interface on page 411](#)



## Filtering Unwanted IGMP Reports at the IGMP Interface Level

Suppose you need to limit the subnets that can join a certain multicast group. The **group-policy** statement enables you to filter unwanted IGMP reports at the interface level. When this statement is enabled on a router running IGMP version 2 (IGMPv2) or version 3 (IGMPv3), after the router receives an IGMP report, the router compares the group against the specified group policy and performs the action configured in that policy (for example, rejects the report if the policy matches the defined address or network).

You define the policy to match only IGMP group addresses (for IGMPv2) by using the policy's **route-filter** statement to match the group address. You define the policy to match IGMP (source, group) addresses (for IGMPv3) by using the policy's **route-filter** statement to match the group address and the policy's **source-address-filter** statement to match the source address.



**CAUTION:** On MX Series platforms, IGMPv2 and IGMPv3 cannot be configured together on the same interface. Configuring both together causes unexpected behavior in multicast traffic forwarding.

To filter unwanted IGMP reports:

1. Configure an IGMPv2 policy.

```
[edit policy-statement reject_policy_v2]
user@host# set from route-filter 224.1.1.1/32 exact
user@host# set from route-filter 239.0.0.0/8 orlonger
user@host# set then reject
```

2. Configure an IGMPv3 policy.

```
[edit policy-statement reject_policy_v3]
user@host# set from route-filter 224.1.1.1/32 exact
user@host# set from route-filter 239.0.0.0/8 orlonger
user@host# set from source-address-filter 10.0.0.0/8 orlonger
user@host# set from source-address-filter 127.0.0.0/8 orlonger
user@host# set then reject
```

3. Apply the policies to the IGMP interfaces on which you prefer not to receive specific group or (source, group) reports. In this example, **ge-0/0/0.1** is running IGMPv2, and **ge-0/1/1.0** is running IGMPv3.

```
[edit protocols igmp]
user@host# set interface ge-0/0/0.1 group-policy reject_policy_v2
user@host# set interface ge-0/1/1.0 group-policy reject_policy_v3
```

4. Verify the operation of the filter by checking the Rejected Report field in the output of the **show igmp statistics** command.

### Related Documentation

- [Understanding IGMP on page 93](#)
- [Example: Configuring Policy Chains and Route Filters](#)
- [show igmp statistics on page 415](#)

## Accepting IGMP Messages from Remote Subnetworks

---

By default, IGMP interfaces accept IGMP messages only from the same subnet. Including the **promiscuous-mode** statement enables the routing device to accept IGMP messages from indirectly connected subnets.



**NOTE:** When you enable IGMP on an unnumbered Ethernet interface that uses a /32 loopback address as a donor address, you must configure IGMP promiscuous mode to accept the IGMP packets received on this interface.



**NOTE:** When enabling promiscuous-mode, all routers on the ethernet segment must be configured with the promiscuous mode statement. Otherwise, only the interface configured with lowest IPv4 address acts as the querier for IGMP for this Ethernet segment.

To enable IGMP promiscuous mode on an interface:

1. Configure the IGMP interface.

```
[edit protocols igmp]
```

```
user@host# set interface ge-0/1/1.0 promiscuous-mode
```

2. Verify the configuration by checking the Promiscuous Mode field in the output of the **show igmp interface** command.
3. Verify the operation of the filter by checking the Rx non-local field in the output of the **show igmp statistics** command.

### Related Documentation

- [Understanding IGMP on page 93](#)
- [Configuring the Loopback Interface in the Junos OS Network Interfaces Library for Routing Devices](#)
- [show igmp interface on page 411](#)
- [show igmp statistics on page 415](#)

## Modifying the IGMP Query Response Interval

---

The query response interval is the maximum amount of time that can elapse between when the querier router sends a host-query message and when it receives a response from a host. Configuring this interval allows you to adjust the burst peaks of IGMP messages on the subnet. Set a larger interval to make the traffic less bursty. Bursty traffic refers to an uneven pattern of data transmission: sometimes a very high data transmission rate, whereas at other times a very low data transmission rate.

The query response interval, the host-query interval, and the robustness variable are related in that they are all variables that are used to calculate the group membership

timeout. The group membership timeout is the number of seconds that must pass before a multicast router determines that no more members of a host group exist on a subnet. The group membership timeout is calculated as the (robustness variable x query-interval) + (query-response-interval). If no reports are received for a particular group before the group membership timeout has expired, the routing device stops forwarding remotely originated multicast packets for that group onto the attached network.

The default query response interval is 10 seconds. You can configure a subsecond interval up to one digit to the right of the decimal point. The configurable range is 0.1 through 0.9, then in 1-second intervals 1 through 999,999.

To modify the query response interval:

1. Configure the interval.

```
[edit protocols igmp]
user@host# set query-response-interval 0.4
```

2. Verify the configuration by checking the IGMP Query Response Interval field in the output of the **show igmp interface** command.
3. Verify the operation of the query interval by checking the Membership Query field in the output of the **show igmp statistics** command.

#### Related Documentation

- [Understanding IGMP on page 93](#)
- [Modifying the IGMP Host-Query Message Interval on page 98](#)
- [Modifying the IGMP Robustness Variable on page 103](#)
- [show igmp interface on page 411](#)
- [show igmp statistics on page 415](#)

## Modifying the IGMP Robustness Variable

Fine-tune the IGMP robustness variable to allow for expected packet loss on a subnet. The robust count automatically changes certain IGMP message intervals for IGMPv2 and IGMPv3. Increasing the robust count allows for more packet loss but increases the leave latency of the subnetwork.

When the query router receives an IGMP leave message on a shared network running IGMPv2, the query router must send an IGMP group query message a specified number of times. The number of IGMP group query messages sent is determined by the robust count.

The value of the robustness variable is also used in calculating the following IGMP message intervals:

- Group member interval—Amount of time that must pass before a multicast router determines that there are no more members of a group on a network. This interval is calculated as follows: (robustness variable x query-interval) + (1 x query-response-interval).

- Other querier present interval—The robust count is used to calculate the amount of time that must pass before a multicast router determines that there is no longer another multicast router that is the querier. This interval is calculated as follows: (robustness variable x query-interval) + (0.5 x query-response-interval).
- Last-member query count—Number of group-specific queries sent before the router assumes there are no local members of a group. The number of queries is equal to the value of the robustness variable.

In IGMPv3, a change of interface state causes the system to immediately transmit a state-change report from that interface. In case the state-change report is missed by one or more multicast routers, it is retransmitted. The number of times it is retransmitted is the robust count minus one. In IGMPv3, the robust count is also a factor in determining the group membership interval, the older version querier interval, and the other querier present interval.

By default, the robustness variable is set to 2. You might want to increase this value if you expect a subnet to lose packets.

The number can be from 2 through 10.

To change the value of the robustness variable:

1. Configure the robust count.

When you set the robust count, you are in effect configuring the number of times the querier retries queries on the connected subnets.

```
[edit protocols igmp]  
user@host# set robust-count 5
```

2. Verify the configuration by checking the IGMP Robustness Count field in the output of the **show igmp interfaces** command.

#### Related Documentation

- [Modifying the IGMP Host-Query Message Interval on page 98](#)
- [Modifying the IGMP Query Response Interval on page 102](#)
- [Modifying the IGMP Last-Member Query Interval on page 99](#)
- [show pim interfaces on page 354](#)
- RFC 2236, *Internet Group Management Protocol, Version 2*
- RFC 3376, *Internet Group Management Protocol, Version 3*

---

## Limiting the Maximum IGMP Message Rate

This section describes how to change the limit for the maximum number of IGMP packets transmitted in 1 second by the router.

Increasing the maximum number of IGMP packets transmitted per second might be useful on a router with a large number of interfaces participating in IGMP.

To change the limit for the maximum number of IGMP packets the router can transmit in 1 second, include the **maximum-transmit-rate** statement and specify the maximum number of packets per second to be transmitted.

**Related Documentation**

- [maximum-transmit-rate \(Protocols IGMP\) on page 237](#)

## Enabling IGMP Static Group Membership

You can create IGMP static group membership to test multicast forwarding without a receiver host. When you enable IGMP static group membership, data is forwarded to an interface without that interface receiving membership reports from downstream hosts. The router on which you enable static IGMP group membership must be the designated router (DR) for the subnet. Otherwise, traffic does not flow downstream.

When enabling IGMP static group membership, you cannot configure multiple groups using the **group-count**, **group-increment**, **source-count**, and **source-increment** statements if the **all** option is specified as the IGMP interface.

Class-of-service (CoS) adjustment is not supported with IGMP static group membership.

In this example, you create static group 225.1.1.1.

1. On the DR, configure the static groups to be created by including the **static** statement and **group** statement and specifying which IP multicast address of the group to be created. When creating groups individually, you must specify a unique address for each group.

```
[edit protocols igmp]
user@host# set interface fe-0/1/2 static group 225.1.1.1
```

2. After you commit the configuration, use the **show configuration protocol igmp** command to verify the IGMP protocol configuration.

```
user@host> show configuration protocol igmp

interface fe-0/1/2.0 {
  static {
    group 225.1.1.1 ;
  }
}
```

3. After you have committed the configuration and the source is sending traffic, use the **show igmp group** command to verify that static group 225.1.1.1 has been created.

```
user@host> show igmp group
Interface: fe-0/1/2
Group: 225.1.1.1
Source: 10.0.0.2
Last reported by: Local
Timeout: 0 Type: Static
```



**NOTE:** When you configure static IGMP group entries on point-to-point links that connect routing devices to a rendezvous point (RP), the static IGMP group entries do not generate join messages toward the RP.

When you create IGMP static group membership to test multicast forwarding on an interface on which you want to receive multicast traffic, you can specify that a number of static groups be automatically created. This is useful when you want to test forwarding to multiple receivers without having to configure each receiver separately.

In this example, you create three groups.

1. On the DR, configure the number of static groups to be created by including the **group-count** statement and specifying the number of groups to be created.

```
[edit protocols igmp]
```

```
user@host# set interface fe-0/1/2 static group 225.1.1.1 group-count 3
```

2. After you commit the configuration, use the **show configuration protocol igmp** command to verify the IGMP protocol configuration.

```
user@host> show configuration protocol igmp
```

```
interface fe-0/1/2.0 {
  static {
    group 225.1.1.1 {
      group-count 3;
    }
  }
}
```

3. After you have committed the configuration and after the source is sending traffic, use the **show igmp group** command to verify that static groups 225.1.1.1, 225.1.1.2, and 225.1.1.3 have been created.

```
user@host> show igmp group
```

```
Interface: fe-0/1/2
  Group: 225.1.1.1
    Source: 10.0.0.2
    Last reported by: Local
    Timeout: 0 Type: Static
  Group: 225.1.1.2
    Source: 10.0.0.2
    Last reported by: Local
    Timeout: 0 Type: Static
  Group: 225.1.1.3
    Source: 10.0.0.2
    Last reported by: Local
    Timeout: 0 Type: Static
```

When you create IGMP static group membership to test multicast forwarding on an interface on which you want to receive multicast traffic, you can also configure the group address to be automatically incremented for each group created. This is useful when you want to test forwarding to multiple receivers without having to configure each receiver separately and when you do not want the group addresses to be sequential.

In this example, you create three groups and increase the group address by an increment of two for each group.

1. On the DR, configure the group address increment by including the **group-increment** statement and specifying the number by which the address should be incremented for each group. The increment is specified in dotted decimal notation similar to an IPv4 address.

```
[edit protocols igmp]
user@host# set interface fe-0/1/2 static group 225.1.1.1 group-count 3 group-increment
0.0.0.2
```

2. After you commit the configuration, use the **show configuration protocol igmp** command to verify the IGMP protocol configuration.

```
user@host> show configuration protocol igmp

interface fe-0/1/2.0 {
  version 3;
  static {
    group 225.1.1.1 {
      group-increment 0.0.0.2;
      group-count 3;
    }
  }
}
```

3. After you have committed the configuration and after the source is sending traffic, use the **show igmp group** command to verify that static groups 225.1.1.1, 225.1.1.3, and 225.1.1.5 have been created.

```
user@host> show igmp group
Interface: fe-0/1/2
  Group: 225.1.1.1
    Source: 10.0.0.2
    Last reported by: Local
    Timeout: 0 Type: Static
  Group: 225.1.1.3
    Source: 10.0.0.2
    Last reported by: Local
    Timeout: 0 Type: Static
  Group: 225.1.1.5
    Source: 10.0.0.2
    Last reported by: Local
    Timeout: 0 Type: Static
```

When you create IGMP static group membership to test multicast forwarding on an interface on which you want to receive multicast traffic, and your network is operating in source-specific multicast (SSM) mode, you can also specify that the multicast source address be accepted. This is useful when you want to test forwarding to multicast receivers from a specific multicast source.

If you specify a group address in the SSM range, you must also specify a source.

If a source address is specified in a multicast group that is statically configured, the IGMP version on the interface must be set to IGMPv3. IGMPv2 is the default value.

In this example, you create group 225.1.1.1 and accept IP address 10.0.0.2 as the only source.

1. On the DR, configure the source address by including the **source** statement and specifying the IPv4 address of the source host.

```
[edit protocols igmp]
```

```
user@host# set interface fe-0/1/2 static group 225.1.1.1 source 10.0.0.2
```

2. After you commit the configuration, use the **show configuration protocol igmp** command to verify the IGMP protocol configuration.

```
user@host> show configuration protocol igmp
```

```
interface fe-0/1/2.0 {
  version 3;
  static {
    group 225.1.1.1 {
      source 10.0.0.2;
    }
  }
}
```

3. After you have committed the configuration and the source is sending traffic, use the **show igmp group** command to verify that static group 225.1.1.1 has been created and that source 10.0.0.2 has been accepted.

```
user@host> show igmp group
```

```
Interface: fe-0/1/2
  Group: 225.1.1.1
    Source: 10.0.0.2
    Last reported by: Local
    Timeout: 0 Type: Static
```

When you create IGMP static group membership to test multicast forwarding on an interface on which you want to receive multicast traffic, you can specify that a number of multicast sources be automatically accepted. This is useful when you want to test forwarding to multicast receivers from more than one specified multicast source.

In this example, you create group 255.1.1.1 and accept addresses 10.0.0.2, 10.0.0.3, and 10.0.0.4 as the sources.

1. On the DR, configure the number of multicast source addresses to be accepted by including the **source-count** statement and specifying the number of sources to be accepted.



```
[edit protocols igmp]
```

```
user@host# set interface fe-0/1/2 static group 225.1.1.1 source 10.0.0.2 source-count 3
```

2. After you commit the configuration, use the **show configuration protocol igmp** command to verify the IGMP protocol configuration.

```
user@host> show configuration protocol igmp
```

```
interface fe-0/1/2.0 {
  version 3;
  static {
    group 225.1.1.1 {
      source 10.0.0.2 {
        source-count 3;
      }
    }
  }
}
```

3. After you have committed the configuration and the source is sending traffic, use the **show igmp group** command to verify that static group 225.1.1.1 has been created and that sources 10.0.0.2, 10.0.0.3, and 10.0.0.4 have been accepted.

```
user@host> show igmp group
Interface: fe-0/1/2
  Group: 225.1.1.1
    Source: 10.0.0.2
    Last reported by: Local
    Timeout: 0 Type: Static
  Group: 225.1.1.1
    Source: 10.0.0.3
    Last reported by: Local
    Timeout: 0 Type: Static
  Group: 225.1.1.1
    Source: 10.0.0.4
    Last reported by: Local
    Timeout: 0 Type: Static
```

When you configure static groups on an interface on which you want to receive multicast traffic, and specify that a number of multicast sources be automatically accepted, you can also specify the number by which the address should be incremented for each source accepted. This is useful when you want to test forwarding to multiple receivers without having to configure each receiver separately and you do not want the source addresses to be sequential.

In this example, you create group 225.1.1.1 and accept addresses 10.0.0.2, 10.0.0.4, and 10.0.0.6 as the sources.

1. Configure the multicast source address increment by including the **source-increment** statement and specifying the number by which the address should be incremented for each source. The increment is specified in dotted decimal notation similar to an IPv4 address.

```
[edit protocols igmp]
```

```
user@host# set interface fe-0/1/2 static group 225.1.1.1 source 10.0.0.2 source-count 3 source-increment 0.0.0.2
```

2. After you commit the configuration, use the **show configuration protocol igmp** command to verify the IGMP protocol configuration.

```
user@host> show configuration protocol igmp

interface fe-0/1/2.0 {
  version 3;
  static {
    group 225.1.1.1 {
      source 10.0.0.2 {
        source-count 3;
        source-increment 0.0.0.2;
      }
    }
  }
}
```

3. After you have committed the configuration and after the source is sending traffic, use the **show igmp group** command to verify that static group 225.1.1.1 has been created and that sources 10.0.0.2, 10.0.0.4, and 10.0.0.6 have been accepted.

```
user@host> show igmp group
Interface: fe-0/1/2
  Group: 225.1.1.1
    Source: 10.0.0.2
    Last reported by: Local
    Timeout: 0 Type: Static
  Group: 225.1.1.1
    Source: 10.0.0.4
    Last reported by: Local
    Timeout: 0 Type: Static
  Group: 225.1.1.1
    Source: 10.0.0.6
    Last reported by: Local
    Timeout: 0 Type: Static
```

When you configure static groups on an interface on which you want to receive multicast traffic and your network is operating in source-specific multicast (SSM) mode, you can specify that certain multicast source addresses be excluded.

By default the multicast source address configured in a static group operates in include mode. In include mode the multicast traffic for the group is accepted from the source address configured. You can also configure the static group to operate in exclude mode. In exclude mode the multicast traffic for the group is accepted from any address other than the source address configured.

If a source address is specified in a multicast group that is statically configured, the IGMP version on the interface must be set to IGMPv3. IGMPv2 is the default value.

In this example, you exclude address 10.0.0.2 as a source for group 225.1.1.1.

1. On the DR, configure a multicast static group to operate in exclude mode by including the **exclude** statement and specifying which IPv4 source address to exclude.

```
[edit protocols igmp]
user@host# set interface fe-0/1/2 static group 225.1.1.1 exclude source 10.0.0.2
```

2. After you commit the configuration, use the **show configuration protocol igmp** command to verify the IGMP protocol configuration.

```
user@host> show configuration protocol igmp

interface fe-0/1/2.0 {
  version 3;
  static {
    group 225.1.1.1 {
      exclude;
      source 10.0.0.2;
    }
  }
}
```

3. After you have committed the configuration and the source is sending traffic, use the **show igmp group detail** command to verify that static group 225.1.1.1 has been created and that the static group is operating in exclude mode.

```
user@host> show igmp group detail
Interface: fe-0/1/2
  Group: 225.1.1.1
    Group mode: Exclude
    Source: 10.0.0.2
    Last reported by: Local
    Timeout: 0 Type: Static
```

#### Related Documentation

- *Enabling MLD Static Group Membership*
- [group \(Protocols IGMP\) on page 229](#)
- [group-count \(Protocols IGMP\) on page 230](#)
- [group-increment \(Protocols IGMP\) on page 230](#)
- [source-count \(Protocols IGMP\) on page 245](#)
- [source-increment \(Protocols IGMP\) on page 246](#)
- [static \(Protocols IGMP\) on page 247](#)

## Recording IGMP Join and Leave Events

To determine whether IGMP tuning is needed in a network, you can configure the routing device to record IGMP join and leave events. You can record events globally for the routing device or for individual interfaces.

[Table 5 on page 111](#) describes the recordable IGMP events.

**Table 5: IGMP Event Messages**

ERRMSG Tag	Definition
RPD_IGMP_JOIN	Records IGMP join events.
RPD_IGMP_LEAVE	Records IGMP leave events.

Table 5: IGMP Event Messages (*continued*)

ERRMSG Tag	Definition
RPD_IGMP_ACCOUNTING_ON	Records when IGMP accounting is enabled on an IGMP interface.
RPD_IGMP_ACCOUNTING_OFF	Records when IGMP accounting is disabled on an IGMP interface.
RPD_IGMP_MEMBERSHIP_TIMEOUT	Records IGMP membership timeout events.

To enable IGMP accounting:

1. Enable accounting globally or on an IGMP interface. This example shows both options.

```
[edit protocols igmp]
user@host# set accounting
user@host# set interface fe-0/1/0.2 accounting
```

2. Configure the events to be recorded and filter the events to a system log file with a descriptive filename, such as **igmp-events**.

```
[edit system syslog file igmp-events]
user@host# set any info
user@host# set match ".*RPD_IGMP_JOIN.* | .*RPD_IGMP_LEAVE.* |
.*RPD_IGMP_ACCOUNTING.* | .*RPD_IGMP_MEMBERSHIP_TIMEOUT.*"
```

3. Periodically archive the log file.

This example rotates the file size when it reaches 100 KB and keeps three files.

```
[edit system syslog file igmp-events]
user@host# set archive size 100000
user@host# set archive files 3
user@host# set archive archive-sites "ftp://user@host1//var/tmp" password
"anonymous"
user@host# set archive archive-sites "ftp://user@host2//var/tmp" password "test"
user@host# set archive transfer-interval 24
user@host# set archive start-time 2011-01-07:12:30
```

4. You can monitor the system log file as entries are added to the file by running the **monitor start** and **monitor stop** commands.

```
user@host> monitor start igmp-events

*** igmp-events ***
Apr 16 13:08:23 host mgd[16416]: UI_CMDLINE_READ_LINE: User 'user', command
'run monitor start igmp-events '
monitor
```

#### Related Documentation

- [Understanding IGMP on page 93](#)
- [Specifying Log File Size, Number, and Archiving Properties](#)

---

## Limiting the Number of IGMP Multicast Group Joins on Logical Interfaces

---

The **group-limit** statement enables you to limit the number of IGMP multicast group joins for logical interfaces. When this statement is enabled on a router running IGMP version 2 (IGMPv2) or version 3 (IGMPv3), the limit is applied upon receipt of the group report. Once the group limit is reached, subsequent join requests are rejected.

When configuring limits for IGMP multicast groups, keep the following in mind:

- Each any-source group (\*G) counts as one group toward the limit.
- Each source-specific group (S,G) counts as one group toward the limit.
- Groups in IGMPv3 exclude mode are counted toward the limit.
- Multiple source-specific groups count individually toward the group limit, even if they are for the same group. For example, (S1, G1) and (S2, G1) would count as two groups toward the configured limit.
- Combinations of any-source groups and source-specific groups count individually toward the group limit, even if they are for the same group. For example, (\*, G1) and (S, G1) would count as two groups toward the configured limit.
- Configuring and committing a group limit on a network that is lower than what already exists on the network results in the removal of all groups from the configuration. The groups must then request to rejoin the network (up to the newly configured group limit).
- You can dynamically limit multicast groups on IGMP logical interfaces using dynamic profiles.

Beginning with Junos OS 12.2, you can optionally configure a system log warning threshold for IGMP multicast group joins received on the logical interface. It is helpful to review the system log messages for troubleshooting purposes and to detect if an excessive amount of IGMP multicast group joins have been received on the interface. These log messages convey when the configured group limit has been exceeded, when the configured threshold has been exceeded, and when the number of groups drop below the configured threshold.

The **group-threshold** statement enables you to configure the threshold at which a warning message is logged. The range is 1 through 100 percent. The warning threshold is a percentage of the group limit, so you must configure the **group-limit** statement to configure a warning threshold. For instance, when the number of groups exceed the configured warning threshold, but remain below the configured group limit, multicast groups continue to be accepted, and the device logs the warning message. In addition, the device logs a warning message after the number of groups drop below the configured warning threshold. You can further specify the amount of time (in seconds) between the log messages by configuring the **log-interval** statement. The range is 6 through 32,767 seconds.

You might consider throttling log messages because every entry added after the configured threshold and every entry rejected after the configured limit causes a warning message to be logged. By configuring a log interval, you can throttle the amount of system log warning messages generated for IGMP multicast group joins.

To limit multicast group joins on an IGMP logical interface:

1. Access the logical interface at the IGMP protocol hierarchy level.

```
[edit]
user@host# edit protocols igmp interface interface-name
```

2. Specify the group limit for the interface.

```
[edit protocols igmp interface interface-name]
user@host# set group-limit limit
```

3. (Optional) Configure the threshold at which a warning message is logged.

```
[edit protocols igmp interface interface-name]
user@host# set group-threshold value
```

4. (Optional) Configure the amount of time between log messages.

```
[edit protocols igmp interface interface-name]
user@host# set log-interval seconds
```

To confirm your configuration, use the **show protocols igmp** command. To verify the operation of IGMP on the interface, including the configured group limit and the optional warning threshold and interval between log messages, use the **show igmp interface** command.

#### Related Documentation

- [Enabling IGMP Static Group Membership on page 105](#)

## Tracing IGMP Protocol Traffic

Tracing operations record detailed messages about the operation of routing protocols, such as the various types of routing protocol packets sent and received, and routing policy actions. You can specify which trace operations are logged by including specific tracing flags. The following table describes the flags that you can include.

Flag	Description
<b>all</b>	Trace all operations.
<b>client-notification</b>	Trace notifications.
<b>general</b>	Trace general flow.
<b>group</b>	Trace group operations.
<b>host-notification</b>	Trace host notifications.
<b>leave</b>	Trace leave group messages (IGMPv2 only).
<b>mtrace</b>	Trace mtrace packets. Use the <b>mtrace</b> command to troubleshoot the software.
<b>normal</b>	Trace normal events.

Flag	Description
<b>packets</b>	Trace all IGMP packets.
<b>policy</b>	Trace policy processing.
<b>query</b>	Trace IGMP membership query messages, including general and group-specific queries.
<b>report</b>	Trace membership report messages.
<b>route</b>	Trace routing information.
<b>state</b>	Trace state transitions.
<b>task</b>	Trace task processing.
<b>timer</b>	Trace timer processing.

In the following example, tracing is enabled for all routing protocol packets. Then tracing is narrowed to focus only on IGMP packets of a particular type. To configure tracing operations for IGMP:

1. (Optional) Configure tracing at the routing options level to trace all protocol packets.

```
[edit routing-options traceoptions]
user@host# set file all-packets-trace
user@host# set flag all
```

2. Configure the filename for the IGMP trace file.

```
[edit protocols igmp traceoptions]
user@host# set file igmp-trace
```

3. (Optional) Configure the maximum number of trace files.

```
[edit protocols igmp traceoptions]
user@host# set file files 5
```

4. (Optional) Configure the maximum size of each trace file.

```
[edit protocols igmp traceoptions]
user@host# set file size 1m
```

5. (Optional) Enable unrestricted file access.

```
[edit protocols igmp traceoptions]
user@host# set file world-readable
```

6. Configure tracing flags. Suppose you are troubleshooting issues with a particular multicast group. The following example shows how to flag all events for packets associated with the group IP address.

```
[edit protocols igmp traceoptions]
user@host# set flag group | match 232.1.1.2
```

7. View the trace file.

```
user@host> file list /var/log
user@host> file show /var/log/igmp-trace
```

- Related Documentation**
- [Understanding IGMP on page 93](#)
  - *Tracing and Logging Junos OS Operations*
  - [mtrace on page 309](#)

## Disabling IGMP

---

To disable IGMP on an interface, include the **disable** statement:

```
disable;
```

You can include this statement at the following hierarchy levels:

- **[edit protocols igmp interface *interface-name*]**
- **[edit logical-systems *logical-system-name* protocols igmp interface *interface-name*]**

- Related Documentation**
- [Enabling IGMP on page 96](#)



## CHAPTER 10

# Using IGMP Snooping

- [IGMP Snooping Overview on page 117](#)
- [Configuring IGMP Snooping on page 121](#)
- [Configuring VLAN-Specific IGMP Snooping Parameters on page 122](#)
- [Example: Configuring IGMP Snooping on page 123](#)
- [Using a Switch as an IGMP Querier on page 124](#)
- [Monitoring IGMP Snooping on page 125](#)
- [Verifying the IGMP Snooping Group Timeout Value on page 126](#)

## IGMP Snooping Overview

---

With IGMP snooping enabled, a switch monitors the IGMP (Internet Group Management Protocol) traffic between hosts and multicast routers and uses what it learns to forward multicast traffic to only the downstream interfaces that are connected to interested receivers. This conserves bandwidth by allowing the switch to send multicast traffic to only those interfaces that are connected to devices that want to receive the traffic (instead of flooding the traffic to all the downstream VLAN interfaces).

This IGMP snooping topic includes:

- [How IGMP Snooping Works on page 117](#)
- [How IGMP Snooping Works with Routed VLAN Interfaces on page 118](#)
- [How Hosts Join and Leave Multicast Groups on page 118](#)
- [IGMP Snooping and Forwarding Interfaces on page 119](#)
- [General Forwarding Rules on page 119](#)
- [Using a Switch as an IGMP Querier on page 120](#)

## How IGMP Snooping Works

A switch usually learns unicast MAC addresses by checking the source address field of the frames it receives and then sends any traffic for that unicast address only to the appropriate interface. However, a multicast MAC address can never be the source address for a packet. As a result, when a switch receives traffic for a multicast destination address, it floods the traffic on the relevant VLAN, which can cause a significant amount of traffic to be sent unnecessarily.

IGMP snooping prevents this flooding. When you enable IGMP snooping, the switch monitors IGMP packets between receivers and multicast routers and uses the content of the packets to build a multicast cache table—a database of multicast groups and the interfaces that are connected to members of the groups. When the switch receives multicast packets, it uses the cache table to selectively forward the traffic to only the interfaces that are connected to members of the appropriate multicast groups.



**NOTE:** IGMP snooping is enabled by default on the default VLAN only. With versions of Junos OS for the QFX Series previous to 13.2, IGMP snooping is enabled by default on all VLANs.



**NOTE:** You cannot configure IGMP snooping on a secondary (private) VLAN.

## How IGMP Snooping Works with Routed VLAN Interfaces

A switch can use a routed VLAN interface (RVI) to forward traffic between VLANs that connect to it. IGMP snooping works with Layer 2 interfaces and RVIs to forward multicast traffic in a switched network.

When a switch receives a multicast packet, its Packet Forwarding Engines perform a multicast lookup on the packet to determine how to forward the packet to its local interfaces. From the results of the lookup, each Packet Forwarding Engine extracts a list of Layer 3 interfaces that have ports local to the Packet Forwarding Engine. If the list includes an RVI, the switch provides a bridge multicast group ID for the RVI to the Packet Forwarding Engine.

For VLANs that include multicast receivers, the bridge multicast ID includes a sub-next-hop ID, which identifies the Layer 2 interfaces in the VLAN that are interested in receiving the multicast stream. The Packet Forwarding Engine then forwards multicast traffic to bridge multicast IDs that have multicast receivers for a given multicast group.

## How Hosts Join and Leave Multicast Groups

Hosts can join multicast groups in two ways:

- By sending an unsolicited IGMP join message to a multicast router that specifies the IP multicast group that the host is attempting to join.
- By sending an IGMP join message in response to a general query from a multicast router.

A multicast router continues to forward multicast traffic to a VLAN provided that at least one host on that VLAN responds to the periodic general IGMP queries. For a host to remain a member of a multicast group, therefore, it must continue to respond to the periodic general IGMP queries.

To leave a multicast group, either a host cannot respond to the periodic general IGMP queries, which results in a “silent leave” (the only leave option for IGMPv1), or a host can send a group-specific IGMPv2 leave message.

## IGMP Snooping and Forwarding Interfaces

To determine how to forward multicast traffic, a switch with IGMP snooping enabled maintains information about the following interfaces in its multicast forwarding table:

- Multicast-router interfaces—These interfaces lead toward multicast routers or IGMP queriers.
- Group-member interfaces—These interfaces lead toward hosts that are members of multicast groups.

The switch learns about these interfaces by monitoring IGMP traffic. If an interface receives IGMP queries or Protocol Independent Multicast (PIM) updates, the switch adds the interface to its multicast forwarding table as a multicast-router interface. If an interface receives membership reports for a multicast group, the switch adds the interface to its multicast forwarding table as a group-member interface.

Table entries for interfaces that the switch learns about are subject to aging. For example, if a learned multicast-router interface does not receive IGMP queries or PIM hellos within a certain interval, the switch removes the entry for that interface from its multicast forwarding table.



**NOTE:** For a switch to learn multicast-router interfaces and group-member interfaces, an IGMP querier must exist in the network. This is often a multicast router, but if there is no multicast router on the local network, you can configure the switch itself to be an IGMP querier.

You can statically configure an interface to be a multicast-router interface or a group-member interface. The switch adds a static interface to its multicast forwarding table without having to learn about the interface, and the entry in the table is not subject to aging. You can have a mix of statically configured and dynamically learned interfaces on a switch.

## General Forwarding Rules

Multicast traffic received on a switch interface in a VLAN on which IGMP snooping is enabled is forwarded according to the following rules.

IGMP traffic is forwarded as follows:

- IGMP general queries received on a multicast-router interface are forwarded to all other interfaces in the VLAN.
- IGMP group-specific queries received on a multicast-router interface are forwarded to only those interfaces in the VLAN that are members of the group.
- IGMP reports received on a host interface are forwarded to multicast-router interfaces in the same VLAN, but not to the other host interfaces in the VLAN.

Multicast traffic that is not IGMP traffic is forwarded as follows:

- A multicast packet with a destination address of 224.0.0.0/24 is flooded to all other interfaces on the VLAN.
- An unregistered multicast packet—that is, a packet for a group that has no current members—is forwarded to all multicast-router interfaces in the VLAN.
- A registered multicast packet is forwarded only to those host interfaces in the VLAN that are members of the multicast group and to all multicast-router interfaces in the VLAN.

## Using a Switch as an IGMP Querier

If IGMP snooping is enabled on a pure Layer 2 local network (that is, Layer 3 is not enabled on the network), and there is not multicast router in the network, multicast traffic might not be properly forwarded through the network. This problem occurs if the local network is configured such that multicast traffic must be forwarded between switches in order to reach a multicast receiver. In this case, an upstream switch does not forward multicast traffic to a downstream switch (and therefore to the multicast receivers attached to the downstream switch) because the downstream switch does not forward IGMP reports to the upstream switch. You can solve this problem by configuring one of the switches to be an IGMP querier. This switch sends periodic general query packets to all the switches in the network, which ensures that the snooping membership tables are updated and prevents any multicast traffic loss.

If you configure multiple switches to be IGMP queriers, the switch with the lowest (smallest) IGMP querier source address takes precedence and acts as the querier. Switches with higher IGMP querier source addresses stop sending IGMP queries unless they do not receive IGMP queries for 255 seconds. If a switch with a higher IGMP querier source address does not receive any IGMP queries during that period, it starts sending queries again.

To configure a standalone switch to act as an IGMP querier, enter the following:

```
[edit protocols]
user@switch# set igmp-snooping vlan vlan-name l2-querier source-address source address
```

To configure a QFabric Node device switch to act as an IGMP querier, enter the following:

```
[edit protocols]
user@switch# set igmp-snooping vlan vlan-name igmp-querier source-address source address
```

### Related Documentation

- [Example: Configuring IGMP Snooping on page 123](#)
- [Configuring IGMP Snooping on page 121](#)
- [Changing the IGMP Snooping Group Timeout Value](#)
- [Monitoring IGMP Snooping on page 125](#)
- [Configuring IGMP on page 95](#)
- [RFC 3171, IANA Guidelines for IPv4 Multicast Address Assignments](#)
- [IGMPv1—See RFC 1112, Host extensions for IP multicasting.](#)

- IGMPv2—See RFC 2236, *Internet Group Management Protocol, Version 2*.
- IGMPv3—See RFC 3376, *Internet Group Management Protocol, Version 3*.

## Configuring IGMP Snooping

With IGMP snooping enabled, a switch monitors the IGMP (Internet Group Management Protocol) traffic between hosts and multicast routers and uses what it learns to forward multicast traffic to only the downstream interfaces that are connected to interested receivers. This conserves bandwidth by allowing the switch to send multicast traffic to only those interfaces that are connected to devices that want to receive the traffic (instead of flooding the traffic to all the downstream VLAN interfaces).



**NOTE:** You cannot configure IGMP snooping on a secondary VLAN.

To enable IGMP snooping and configure individual options as needed for your network by using the CLI:

1. Enable IGMP snooping on a VLAN:

```
[edit protocols]
user@switch# set igmp-snooping vlan employee-vlan
```

2. Configure the switch to immediately remove group membership from interfaces on a VLAN when it receives a leave message through that VLAN, and have it not forward any membership queries for the multicast group to the VLAN (IGMPv2 only):

```
[edit protocols]
user@switch# set igmp-snooping vlan vlan-name immediate-leave
```

3. Configure an interface to belong to a multicast group:

```
[edit protocols]
user@switch# set igmp-snooping vlan vlan-name interface interface-name static group
group-address
```

4. Configure an interface to forward IGMP queries received from multicast routers.

```
[edit protocols]
user@switch# set igmp-snooping vlan vlan-name interface interface-name
multicast-router-interface
```

5. Configure the switch to wait for four timeout intervals before timing out a multicast group on a VLAN:

```
[edit protocols]
user@switch# set igmp-snooping vlan vlan-name robust-count 4
```

6. If you want a standalone switch to act as an IGMP querier, enter the following:

```
[edit protocols]
user@switch# set igmp-snooping vlan vlan-name l2-querier source-address source address
```

The switch uses the address that you configure as the source address in the IGMP queries that it sends. If there are any multicast routers on the same local network, make sure the source address for the IGMP querier is greater (a higher number) than

the IP addresses for those routers on the network. This ensures that switch is always the IGMP querier on the network.

7. If you want a QFabric Node device to act as an IGMP querier, enter the following:

```
[edit protocols]
user@switch# set igmp-snooping vlan vlan-name igmp-querier source-address source address
```

**Related  
Documentation**

- [IGMP Snooping Overview on page 117](#)
- [Example: Configuring IGMP Snooping on page 123](#)
- [Changing the IGMP Snooping Group Timeout Value](#)
- [Monitoring IGMP Snooping on page 125](#)

---

## Configuring VLAN-Specific IGMP Snooping Parameters

---

All of the IGMP snooping statements configured with the **igmp-snooping** statement, with the exception of the **traceoptions** statement, can be qualified with the same statement at the VLAN level. To configure IGMP snooping parameters at the VLAN level, include the **vlan** statement:

```
vlan vlan-id;
  immediate-leave;
  interface interface-name {
    group-limit limit;
    host-only-interface;
    multicast-router-interface;
    static {
      group ip-address {
        source ip-address;
      }
    }
  }
  proxy {
    source-address ip-address;
  }
  query-interval seconds;
  query-last-member-interval seconds;
  query-response-interval seconds;
  robust-count number;
}
```

You can include this statement at the following hierarchy levels:

- [edit bridge-domains *bridge-domain-name* protocols igmp-snooping]
- [edit routing-instances *routing-instance-name* bridge-domains *bridge-domain-name* protocols igmp-snooping]

**Related  
Documentation**

- [Multicast Overview](#)
- [Understanding Multicast Snooping](#)

## Example: Configuring IGMP Snooping

With IGMP snooping enabled, a switch monitors the IGMP (Internet Group Management Protocol) traffic between hosts and multicast routers and uses what it learns to forward multicast traffic to only the downstream interfaces that are connected to interested receivers. This conserves bandwidth by allowing the switch to send multicast traffic to only those interfaces that are connected to devices that want to receive the traffic (instead of flooding the traffic to all the downstream VLAN interfaces).

This example describes how to configure IGMP snooping:

- [Requirements on page 123](#)
- [Overview and Topology on page 123](#)
- [Configuration on page 123](#)

### Requirements

This example requires Junos OS Release 11.1 or later on a QFX Series product.

Before you configure IGMP snooping, be sure you have:

- Configured the **employee-vlan** VLAN
- Assigned interfaces **ge-0/0/1**, **ge-0/0/2**, and **ge-0/0/3** to **employee-vlan**

### Overview and Topology

In this example you configure an interface to receive multicast traffic from a source and configure some multicast-related behavior for downstream interfaces. The example assumes that IGMP snooping was previously disabled for the VLAN.

[Table 6 on page 123](#) shows the components of the topology for this example.

**Table 6: Components of the IGMP Snooping Topology**

Components	Settings
VLAN name	<b>employee-vlan</b> , tag 20
Interfaces in <b>employee-vlan</b>	<b>ge-0/0/1</b> , <b>ge-0/0/2</b> , <b>ge-0/0/3</b>
Multicast IP address for <b>employee-vlan</b>	225.100.100.100

### Configuration

To configure basic IGMP snooping on a switch:

CLI Quick Configuration

To quickly configure IGMP snooping, copy the following commands and paste them into a terminal window:  
  
[edit protocols]  
**set igmp-snooping vlan employee-vlan**

```
set igmp-snooping vlan employee-vlan interface ge-0/0/3 static group 225.100.100.100
set igmp-snooping vlan employee-vlan interface ge-0/0/2 multicast-router-interface
set igmp-snooping vlan employee-vlan robust-count 4
```

**Step-by-Step  
Procedure**

Configure IGMP snooping:

1. Enable and configure IGMP snooping on the VLAN **employee-vlan**:  

```
[edit protocols]
user@switch# set igmp-snooping vlan employee-vlan
```
2. Configure a interface to belong to a multicast group:  

```
[edit protocols]
user@switch# set igmp-snooping vlan employee-vlan interface ge-0/0/3 static group
225.100.100.100
```
3. Configure an interface to forward IGMP queries received from multicast routers.  

```
[edit protocols]
user@switch# set igmp-snooping vlan employee-vlan interface ge-0/0/2
multicast-router-interface
```
4. Configure the switch to wait for four timeout intervals before timing out a multicast group on a VLAN:  

```
[edit protocols]
user@switch# set igmp-snooping vlan employee-vlan robust-count 4
```

**Results** Check the results of the configuration:

```
user@switch# show protocols igmp-snooping
vlan employee-vlan {
  robust-count 4;
}
interface ge-0/0/2 {
  multicast-router-interface;
}
interface ge-0/0/3 {
  static {
    group 255.100.100.100;
  }
}
}
```

**Related  
Documentation**

- [IGMP Snooping Overview on page 117](#)
- [Configuring IGMP Snooping on page 121](#)
- *Changing the IGMP Snooping Group Timeout Value*
- [Monitoring IGMP Snooping on page 125](#)
- *Example: Setting Up Bridging with Multiple VLANs.*

---

## Using a Switch as an IGMP Querier

If IGMP snooping is enabled on a pure Layer 2 local network (that is, Layer 3 is not enabled on the network), and there is not multicast router in the network, multicast traffic might not be properly forwarded through the network. This problem occurs if the local



network is configured such that multicast traffic must be forwarded between switches in order to reach a multicast receiver. In this case, an upstream switch does not forward multicast traffic to a downstream switch (and therefore to the multicast receivers attached to the downstream switch) because the downstream switch does not forward IGMP reports to the upstream switch. You can solve this problem by configuring one of the switches to be an IGMP querier. This switch sends periodic general query packets to all the switches in the network, which ensures that the snooping membership tables are updated and prevents any multicast traffic loss.

If you configure multiple switches to be IGMP queriers, the switch with the lowest (smallest) IGMP querier source address takes precedence and acts as the querier. Switches with higher IGMP querier source addresses stop sending IGMP queries unless they do not receive IGMP queries for 255 seconds. If a switch with a higher IGMP querier source address does not receive any IGMP queries during that period, it starts sending queries again.

To configure a standalone switch to act as an IGMP querier, enter the following:

```
[edit protocols]
user@switch# set igmp-snooping vlan vlan-name l2-querier source-address source address
```

To configure a QFabric Node device to act as an IGMP querier, enter the following:

```
[edit protocols]
user@switch# set igmp-snooping vlan vlan-name igmp-querier source-address source address
```

#### Related Documentation

- [IGMP Snooping Overview on page 117](#)
- [Example: Configuring IGMP Snooping on page 123](#)
- [Configuring IGMP Snooping on page 121](#)
- [Changing the IGMP Snooping Group Timeout Value](#)
- [Monitoring IGMP Snooping on page 125](#)

## Monitoring IGMP Snooping

<b>Purpose</b>	Use the monitoring feature to view status and information about the IGMP snooping configuration.
<b>Action</b>	<p>To display IGMP snooping details in the CLI, enter the following commands:</p> <ul style="list-style-type: none"> <li>• <code>show igmp-snooping vlans</code></li> <li>• <code>show igmp-snooping statistics</code></li> <li>• <code>show igmp-snooping route</code></li> <li>• <code>show igmp-snooping membership</code></li> </ul>
<b>Meaning</b>	<a href="#">Table 7 on page 126</a> summarizes the IGMP snooping details displayed.

Table 7: Summary of IGMP Snooping Output Fields

Field	Values
IGMP Snooping Monitor	
VLAN	VLAN for which IGMP snooping is enabled.
Interfaces	Interface connected to a multicast router.
Groups	Number of the multicast groups learned by the VLAN.
MRouters	Multicast router.
Receivers	Multicast receiver.
IGMP Route Information	
VLAN	VLAN for which IGMP snooping is enabled.
Next-Hop	Next hop assigned by the switch after performing the route lookup.
Group	Multicast groups learned by the VLAN.

- Related Documentation**
- [IGMP Snooping Overview on page 117](#)
  - [Example: Configuring IGMP Snooping on page 123](#)
  - [Configuring IGMP Snooping on page 121](#)
  - [Changing the IGMP Snooping Group Timeout Value](#)

## Verifying the IGMP Snooping Group Timeout Value

- Purpose** Verify that the IGMP snooping group timeout value has been changed correctly from its default value.
- Action** Display the IGMP snooping membership information, which contains the group timeout value that was derived from the IGMP configuration:
- ```
user@switch> show igmp-snooping membership detail
VLAN: v43 Tag: 43 (Index: 4)
Group: 225.0.0.1
Receiver count: 1, Flags: <v2-hosts>
ge-0/0/15.0 Uptime: 00:00:05 timeout: 510
```
- Meaning** The IGMP snooping group timeout value determines how long a switch waits to receive an IGMP query from a multicast router before removing a multicast group from its multicast cache table. When you enable IGMP snooping, the default IGMP snooping group timeout value of 260 seconds is applied to all VLANs, which means that the switch waits 260 seconds to receive an IGMP query before removing a multicast group from its

multicast cache table. You can change the timeout value by using the **robust-count** option.

**Related  
Documentation**

- *Changing the IGMP Snooping Group Timeout Value*



## PART 3

# MSDP

- [Using MSDP on page 131](#)



## CHAPTER 11

# Using MSDP

- [Understanding MSDP on page 131](#)
- [Filtering MSDP SA Messages on page 132](#)
- [Configuring MSDP on page 133](#)
- [Tracing MSDP Protocol Traffic on page 134](#)
- [Configuring the Interface to Accept Traffic from a Remote Source on page 136](#)
- [Example: Configuring MSDP on page 137](#)
- [Example: Configuring MSDP with Active Source Limits and Mesh Groups on page 138](#)
- [Example: Configuring PIM Anycast With or Without MSDP on page 144](#)
- [Configuring a PIM Anycast RP Router with MSDP on page 147](#)

## Understanding MSDP

---

The Multicast Source Discovery Protocol (MSDP) is used to connect multicast routing domains. It typically runs on the same router as the Protocol Independent Multicast (PIM) sparse-mode rendezvous point (RP). Each MSDP router establishes adjacencies with internal and external MSDP peers similar to the way BGP establishes peers. These peer routers inform each other about active sources within the domain. When they detect active sources, the routers can send PIM sparse-mode explicit join messages to the active source.

The peer with the higher IP address passively listens to a well-known port number and waits for the side with the lower IP address to establish a Transmission Control Protocol (TCP) connection. When a PIM sparse-mode RP that is running MSDP becomes aware of a new local source, it sends source-active type, length, and values (TLVs) to its MSDP peers. When a source-active TLV is received, a peer-reverse-path-forwarding (peer-RPF) check (not the same as a multicast RPF check) is done to make sure that this peer is in the path that leads back to the originating RP. If not, the source-active TLV is dropped. This TLV is counted as a “rejected” source-active message.

The MSDP peer-RPF check is different from the normal RPF checks done by non-MSDP multicast routers. The goal of the peer-RPF check is to stop source-active messages from looping. Router R accepts source-active messages originated by Router S only from neighbor Router N or an MSDP mesh group member. For more information about configuring MSDP mesh groups, see [“Example: Configuring MSDP with Active Source Limits and Mesh Groups” on page 138](#).

Router R locates its MSDP peer-RPF neighbor (Router N) deterministically. A series of rules is applied in a particular order to received source-active messages, and the first rule that applies determines the peer-RPF neighbor. All source-active messages from other routers are rejected.

The six rules applied to source-active messages originating at Router S received at Router R from Router X are as follows:

1. If Router X originated the source-active message (Router X is Router S), then Router X is also the peer-RPF neighbor, and its source-active messages are accepted.
2. If Router X is a member of the Router R mesh group, or is the configured peer, then Router X is the peer-RPF neighbor, and its source-active messages are accepted.
3. If Router X is the BGP next hop of the active multicast RPF route toward Router S (Router X installed the route on Router R), then Router X is the peer-RPF neighbor, and its source-active messages are accepted.
4. If Router X is an external BGP (EBGP) or internal BGP (IBGP) peer of Router R, and the last autonomous system (AS) number in the BGP AS-path to Router S is the same as Router X's AS number, then Router X is the peer-RPF neighbor, and its source-active messages are accepted.
5. If Router X uses the same next hop as the next hop to Router S, then Router X is the peer-RPF neighbor, and its source-active messages are accepted.
6. If Router X fits none of these criteria, then Router X is not an MSDP peer-RPF neighbor, and its source-active messages are rejected.

The MSDP peers that receive source-active TLVs can be constrained by BGP reachability information. If the AS path of the network layer reachability information (NLRI) contains the receiving peer's AS number prepended second to last, the sending peer is using the receiving peer as a next hop for this source. If the split horizon information is not being received, the peer can be pruned from the source-active TLV distribution list.

**Related Documentation**

- [Configuring MSDP on page 133](#)

---

## Filtering MSDP SA Messages

Along with applying MSDP source active (SA) filters on all external MSDP sessions (in and out) to prevent SAs for groups and sources from leaking in and out of the network, you need to apply bootstrap router (BSR) filters. Applying a BSR filter to the boundary of a network prevents foreign BSR messages (which announce RP addresses) from leaking into your network. Since the routers in a PIM sparse-mode domain need to know the address of only one RP router, having more than one in the network can create issues.

If you did not use multicast scoping to create boundary filters for all customer-facing interfaces, you might want to use PIM join filters. Multicast scopes prevent the actual multicast data packets from flowing in or out of an interface. PIM join filters prevent PIM sparse-mode state from being created in the first place. Since PIM join filters apply only to the PIM sparse-mode state, it might be more beneficial to use multicast scoping to filter the actual data.





**NOTE:** When you apply firewall filters, firewall action modifiers, such as `log`, `sample`, and `count`, work only when you apply the filter on an inbound interface. The modifiers do not work on an outbound interface.

#### Related Documentation

- [Understanding Multicast Administrative Scoping](#)
- [Filtering Incoming PIM Join Messages on page 69](#)
- [Example: Configuring PIM BSR Filters on page 63](#)

## Configuring MSDP

To configure the Multicast Source Discovery Protocol (MSDP), include the `msdp` statement:

```
msdp {
  disable;
  active-source-limit {
    maximum number;
    threshold number;
  }
  data-encapsulation (disable | enable);
  export [ policy-names ];
  group group-name {
    ... group-configuration ...
  }
  hold-time seconds;
  import [ policy-names ];
  local-address address;
  keep-alive seconds;
  peer address {
    ... peer-configuration ...
  }
  rib-group group-name;
  source ip-prefix </prefix-length> {
    active-source-limit {
      maximum number;
      threshold number;
    }
  }
  sa-hold-time seconds;
  traceoptions {
    file filename <files number> <size size> <world-readable | no-world-readable>;
    flag flag <flag-modifier> <disable>;
  }
  group group-name {
    disable;
    export [ policy-names ];
    import [ policy-names ];
    local-address address;
    mode (mesh-group | standard);
    peer address {
```

```

...same statements as at the [edit protocols msdp peer address] hierarchy level shown
just following ...
}
traceoptions {
  file filename <files number> <size size> <world-readable | no-world-readable>;
  flag flag <flag-modifier> <disable>;
}
}
peer address {
  disable;
  active-source-limit {
    maximum number;
    threshold number;
  }
  authentication-key peer-key;
  default-peer;
  export [ policy-names ];
  import [ policy-names ];
  local-address address;
  traceoptions {
    file filename <files number> <size size> <world-readable | no-world-readable>;
    flag flag <flag-modifier> <disable>;
  }
}
}

```

You can include this statement at the following hierarchy levels:

- [edit protocols]
- [edit routing-instances *routing-instance-name* protocols]
- [edit logical-systems *logical-system-name* protocols]
- [edit logical-systems *logical-system-name* routing-instances *routing-instance-name* protocols]

By default, MSDP is disabled.

#### Related Documentation

- [Example: Configuring MSDP in a Routing Instance](#)
- [Example: Configuring MSDP with Active Source Limits and Mesh Groups on page 138](#)

## Tracing MSDP Protocol Traffic

Tracing operations record detailed messages about the operation of routing protocols, such as the various types of routing protocol packets sent and received, and routing policy actions. You can specify which trace operations are logged by including specific tracing flags. The following table describes the flags that you can include.

| Flag | Description           |
|------|-----------------------|
| all  | Trace all operations. |

| Flag                          | Description                              |
|-------------------------------|------------------------------------------|
| <b>general</b>                | Trace general events.                    |
| <b>keepalive</b>              | Trace keepalive messages.                |
| <b>normal</b>                 | Trace normal events.                     |
| <b>packets</b>                | Trace all MSDP packets.                  |
| <b>policy</b>                 | Trace policy processing.                 |
| <b>route</b>                  | Trace MSDP changes to the routing table. |
| <b>source-active</b>          | Trace source-active packets.             |
| <b>source-active-request</b>  | Trace source-active request packets.     |
| <b>source-active-response</b> | Trace source-active response packets.    |
| <b>state</b>                  | Trace state transitions.                 |
| <b>task</b>                   | Trace task processing.                   |
| <b>timer</b>                  | Trace timer processing.                  |

You can configure MSDP tracing for all peers, for all peers in a particular group, or for a particular peer.

In the following example, tracing is enabled for all routing protocol packets. Then tracing is narrowed to focus only on MSDP peers in a particular group. To configure tracing operations for MSDP:

1. (Optional) Configure tracing by including the **traceoptions** statement at the **[edit routing-options]** hierarchy level and set the **all-packets-trace** and **all** flags to trace all protocol packets.

```
[edit routing-options traceoptions]
user@host# set file all-packets-trace
user@host# set flag all
```

2. Configure the filename for the MSDP trace file.

```
[edit protocols msdp group groupa traceoptions]
user@host# set file msdp-trace
```

3. (Optional) Configure the maximum number of trace files.

```
[edit protocols msdp group groupa traceoptions]
user@host# set file files 5
```

4. (Optional) Configure the maximum size of each trace file.

```
[edit protocols msdp group groupa traceoptions]
```

```
user@host# set file size 1m
```

5. (Optional) Enable unrestricted file access.

```
[edit protocols msdp group groupa traceoptions]
```

```
user@host# set file world-readable
```

6. Configure tracing flags. Suppose you are troubleshooting issues with the source-active cache for **groupa**. The following example shows how to trace messages associated with the group address.

```
[edit protocols msdp group groupa traceoptions]
```

```
user@host# set flag source-active | match 230.0.0.3
```

7. View the trace file.

```
user@host> file list /var/log
```

```
user@host> file show /var/log/msdp-trace
```

**Related  
Documentation**

- [Understanding MSDP on page 131](#)
- *Tracing and Logging Junos OS Operations* in the *Junos OS Administration Library for Routing Devices*

---

## Configuring the Interface to Accept Traffic from a Remote Source

---

You can configure an incoming interface to accept traffic from a remote source. A remote source is a source that is not on the same subnet as the incoming interface. This enables the remote source to be learned and advertised by MSDP so that receivers in other MSDP areas can join the source. You do not need to disable RPF checking, but you do need to ensure that the best path to reach the remote source is through the incoming interface.

In this sample configuration, the incoming interface (**ge-1/3/0**) is on a provider edge (PE) router on the receiver side of a multicast VPN.

To accept traffic from a remote source:

1. Edit the incoming interface.

```
[edit protocols pim interface ge-1/3/0.0]
```

```
user@host# set accept-remote-source
```

2. If the incoming interface is not the only way to reach the remote source, ensure that the best path to reach the remote source is through the incoming interface. One way to do this is to use AS path prepending on the other possible routes.

```
[edit policy-options policy-statement as-path-prepend term prepend]
```

```
user@host# set from route-filter 192.168.0.0/16 orlonger
```

```
user@host# set from route-filter 172.16.0.0/16 orlonger
```

```
user@host# set then as-path-prepend "1111"
```

Another way to do this might be to configure a static route on the receiver side PE router to the source.

3. After the configuration is committed, use the **show pim statistics** and **show msdp source** commands to verify that the interface is accepting traffic from the remote source.

**Related  
Documentation**

- *Example: Allowing MBGP MVPN Remote Sources*
- *Understanding Prepending AS Numbers to BGP AS Paths*
- [show msdp source on page 440](#)
- [show pim statistics on page 385](#)

## Example: Configuring MSDP

Configure a router to act as a PIM sparse-mode rendezvous point and an MSDP peer:

```
[edit]
routing-options {
  interface-routes {
    rib-group ifrg;
  }
  rib-groups {
    ifrg {
      import-rib [inet.0 inet.2];
    }
    mcrg {
      export-rib inet.2;
      import-rib inet.2;
    }
  }
}
protocols {
  bgp {
    group lab {
      type internal;
      family any;
      neighbor 192.168.6.18 {
        local-address 192.168.6.17;
      }
    }
  }
}
pim {
  dense-groups {
    224.0.1.39/32;
    224.0.1.40/32;
  }
  rib-group mcrg;
  rp {
    local {
      address 192.168.1.1;
    }
  }
  interface all {
    mode sparse-dense;
  }
}
```

```
        version 1;
    }
}
msdp {
    rib-group mcrg;
    group lab {
        peer 192.168.6.18 {
            local-address 192.168.6.17;
        }
    }
}
```

---

## Example: Configuring MSDP with Active Source Limits and Mesh Groups

This example shows how to configure MSDP to filter source-active messages and limit the flooding of source-active messages.

- [Requirements on page 138](#)
- [Overview on page 138](#)
- [Configuration on page 142](#)
- [Verification on page 144](#)

### Requirements

Before you begin:

- Configure the router interfaces. See the *Junos OS Network Interfaces Library for Routing Devices*.
- Configure an interior gateway protocol or static routing. See the *Junos OS Routing Protocols Library for Routing Devices*.
- Enable PIM sparse mode. See “[PIM Overview](#)” on [page 3](#).
- Configure the router as a PIM sparse-mode RP. See “[Configuring Local PIM RPs](#)” on [page 45](#).

### Overview

A router interested in MSDP messages, such as an RP, might have to process a large number of MSDP messages, especially source-active messages, arriving from other routers. Because of the potential need for a router to examine, process, and create state tables for many MSDP packets, there is a possibility of an MSDP-based denial-of-service (DoS) attack on a router running MSDP. To minimize this possibility, you can configure the router to limit the number of source active messages the router accepts. Also, you can configure a threshold for applying random early discard (RED) to drop some but not all MSDP active source messages. Beginning with Junos OS 12.2, you can optionally configure a warning threshold so the device can log warning messages in the system log when a certain number of source-active messages have been received. It is helpful to review the system log messages for troubleshooting purposes and to detect if an excessive amount of source-active messages have been received. These log messages convey

when the configured message limit has been exceeded, when the configured warning threshold has been exceeded, and when the number of messages drop below the configured warning threshold.

By default, the router accepts 25,000 source active messages before ignoring the rest. The limit can be from 1 through 1,000,000. The limit is applied to both the number of messages and the number of MSDP peers.

By default, the router accepts 24,000 source-active messages before applying the RED profile to prevent a possible DoS attack. This number can also range from 1 through 1,000,000. The next 1000 messages are screened by the RED profile and the accepted messages processed. If you configure no drop profiles (as this example does not), RED is still in effect and functions as the primary mechanism for managing congestion. In the default RED drop profile, when the packet queue fill-level is 0 percent, the drop probability is 0 percent. When the fill-level is 100 percent, the drop probability is 100 percent.



**NOTE:** The router ignores source-active messages with encapsulated TCP packets. Multicast does not use TCP; segments inside source-active messages are most likely the result of worm activity.

The number configured for the threshold must be less than the number configured for the maximum number of active MSDP sources.

The warning threshold is a percentage of maximum number of MSDP source-active messages received, so you must configure the source-active message limit to configure a warning threshold. The range for the warning threshold is 1 through 100 percent. You can further specify the amount of time (in seconds) between the log messages. The range is 6 through 32,767 seconds.

You can configure an active source limit globally, for a group, or for a peer. If active source limits are configured at multiple levels of the hierarchy (as shown in this example), all are applied.

You can configure an active source limit for an address range as well as for a specific peer. A per-source active source limit uses an IP prefix and prefix length instead of a specific address. You can configure more than one per-source active source limit. The longest match determines the limit.

Per-source active source limits can be combined with active source limits at the peer, group, and global (instance) hierarchy level. Per-source limits are applied before any other type of active source limit. Limits are tested in the following order:

- Per-source
- Per-peer or group
- Per-instance

An active source message must “pass” all limits established before being accepted. For example, if a source is configured with an active source limit of 10,000 active multicast

groups and the instance is configured with a limit of 5000 (and there are no other sources or limits configured), only 5000 active source messages are accepted from this source.

MSDP mesh groups are groups of peers configured in a full-mesh topology that limits the flooding of source-active messages to neighboring peers. Every mesh group member must have a peer connection with every other mesh group member. When a source-active message is received from a mesh group member, the source-active message is always accepted but is not flooded to other members of the same mesh group. However, the source-active message is flooded to non-mesh group peers or members of other mesh groups. By default, standard flooding rules apply if **mesh-group** is not specified.



**CAUTION:** When configuring MSDP mesh groups, you must configure all members the same way. If you do not configure a full mesh, excessive flooding of source-active messages can occur.

A common application for MSDP mesh groups is peer-reverse-path-forwarding (peer-RPF) check bypass. For example, if there are two MSDP peers inside an autonomous system (AS), and only one of them has an external MSDP session to another AS, the internal MSDP peer often rejects incoming source-active messages relayed by the peer with the external link. Rejection occurs because the external MSDP peer must be reachable by the internal MSDP peer through the next hop toward the source in another AS, and this next-hop condition is not certain. To prevent rejections, configure an MSDP mesh group on the internal MSDP peer so it always accepts source-active messages.



**NOTE:** An alternative way to bypass the peer-RPF check is to configure a default peer. In networks with only one MSDP peer, especially stub networks, the source-active message always needs to be accepted. An MSDP default peer is an MSDP peer from which all source-active messages are accepted without performing the peer-RPF check. You can establish a default peer at the peer or group level by including the **default-peer** statement.

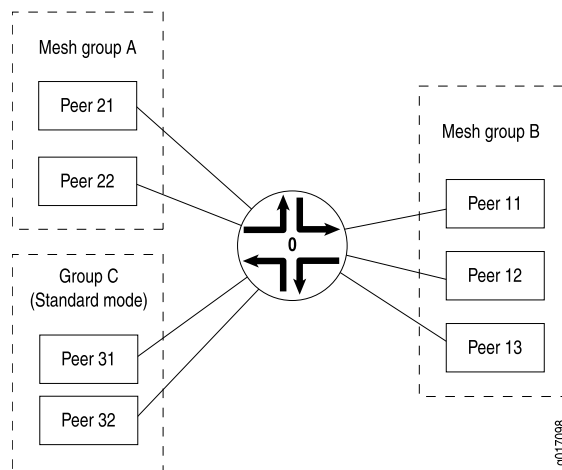
Table 8 on page 140 explains how flooding is handled by peers in this example. Figure 21 on page 141 illustrates source-active message flooding between different mesh groups and peers within the same mesh group.

**Table 8: Source-Active Message Flooding Explanation**

| Source-Active Message Received From | Source-Active Message Flooded To                     | Source-Active Message Not Flooded To |
|-------------------------------------|------------------------------------------------------|--------------------------------------|
| Peer 21                             | Peer 11, Peer 12, Peer 13, Peer 31, Peer 32          | Peer 22                              |
| Peer 11                             | Peer 21, Peer 22, Peer 31, Peer 32                   | Peer 12, Peer 13                     |
| Peer 31                             | Peer 21, Peer 22, Peer 11, Peer 12, Peer 13, Peer 32 | —                                    |



Figure 21: Source-Active Message Flooding



This example includes the following settings:

- **active-source-limit maximum 10000**—Applies a limit of 10,000 active sources to all other peers.
- **active-source-limit log-warning 80**—(Optional) Applies a warning threshold of 80 percent. In this example, the active source maximum is 10,000, so the device will start logging warning messages once it receives 8,000 active source messages.
- **active-source-limit log-interval 20**—(Optional) Applies a 20 second waiting period between system log messages.
- **data-encapsulation disable**—On an RP router using MSDP, disables the default encapsulation of multicast data received in MSDP register messages inside MSDP source-active messages.

MSDP data encapsulation mainly concerns bursty sources of multicast traffic. Sources that send only one packet every few minutes have trouble with the timeout of state relationships between sources and their multicast groups (S,G). Routers lose data while they attempt to reestablish (S,G) state tables. As a result, multicast register messages contain data, and this data encapsulation in MSDP source-active messages can be turned on or off through configuration.

By default, MSDP data encapsulation is enabled. An RP running MSDP takes the data packets arriving in the source's register message and encapsulates the data inside an MSDP source-active message.

However, data encapsulation creates both a multicast forwarding cache entry in the **inet.1** table (this is also the forwarding table) and a routing table entry in the **inet.4** table. Without data encapsulation, MSDP creates only a routing table entry in the **inet.4** table. In some circumstances, such as the presence of Internet worms or other forms of DoS attack, the router's forwarding table might fill up with these entries. To prevent the forwarding table from filling up with MSDP entries, you can configure the router not to use MSDP data encapsulation. However, if you disable data encapsulation, the router ignores and discards the encapsulated data. Without data encapsulation,

multicast applications with bursty sources having transmit intervals greater than about 3 minutes might not work well.

- **group MSDP-group local-address 10.1.2.3**—Specifies the address of the local router (this router).
- **group MSDP-group mode mesh-group**—Specifies that all peers belonging to the **MSDP-group** group are mesh group members.
- **group MSDP-group peer 10.10.10.10**—Prevents the sending of source-active messages to neighboring peer 10.10.10.10.
- **group MSDP-group peer 10.10.10.10 active-source-limit maximum 7500**—Applies a limit of 7500 active sources to MSDP peer 10.10.10.10 in group **MSDP-group**.
- **peer 10.0.0.1 active-source-limit maximum 5000 threshold 4000**—Applies a threshold of 4000 active sources and a limit of 5000 active sources to MSDP peer 10.0.0.1.
- **source 10.1.0.0/16 active-source-limit maximum 500**—Applies a limit of 500 active sources to any source on the 10.1.0.0/16 network.

## Configuration

### CLI Quick Configuration

To quickly configure this example, copy the following commands, paste them into a text file, remove any line breaks, change any details necessary to match your network configuration, and then copy and paste the commands into the CLI at the **[edit]** hierarchy level.

```
set protocols msdp data-encapsulation disable
set protocols msdp active-source-limit maximum 10000
set protocols msdp active-source-limit log-warning 80
set protocols msdp active-source-limit log-interval 20
set protocols msdp peer 10.0.0.1 active-source-limit maximum 5000
set protocols msdp peer 10.0.0.1 active-source-limit threshold 4000
set protocols msdp source 10.1.0.0/16 active-source-limit maximum 500
set protocols msdp group MSDP-group mode mesh-group
set protocols msdp group MSDP-group local-address 10.1.2.3
set protocols msdp group MSDP-group peer 10.10.10.10 active-source-limit maximum
7500
```

### Step-by-Step Procedure

The following example requires that you navigate various levels in the configuration hierarchy. For information about navigating the CLI, see *Using the CLI Editor in Configuration Mode* in the *CLI User Guide*.

To configure MSDP source active routes and mesh groups:

1. (Optional) Disable data encapsulation.

```
[edit protocols msdp]
user@host# set data-encapsulation disable
```

2. Configure the active source limits.

```
[edit protocols msdp]
user@host# set peer 10.0.0.1 active-source-limit maximum 5000 threshold 4000
```

```

user@host# set group MSDP-group peer 10.10.10.10 active-source-limit maximum
7500
user@host# set active-source-limit maximum 10000
user@host# set source 10.1.0.0/16 active-source-limit maximum 500

```

3. (Optional) Configure the threshold at which warning messages are logged and the amount of time between log messages.

```

[edit protocols msdp]
user@host# set active-source-limit log-warning 80
user@host# set active-source-limit log-interval 20

```

4. Configure the mesh group.

```

[edit protocols msdp]
user@host# set group MSDP-group mode mesh-group
user@host# set group MSDP-group peer 10.10.10.10
user@host# set group MSDP-group local-address 10.1.2.3

```

5. If you are done configuring the device, commit the configuration.

```

[edit routing-instances]
user@host# commit

```

## Results

Confirm your configuration by entering the **show protocols** command.

```

user@host# show protocols
msdp {
  data-encapsulation disable;
  active-source-limit {
    maximum 10000;
    log-warning 80;
    log-interval 20;
  }
  peer 10.0.0.1 {
    active-source-limit {
      maximum 5000;
      threshold 4000;
    }
  }
  source 10.1.0.0/16 {
    active-source-limit {
      maximum 500;
    }
  }
  group MSDP-group {
    mode mesh-group;
    local-address 10.1.2.3;
    peer 10.10.10.10 {
      active-source-limit {
        maximum 7500;
      }
    }
  }
}

```

## Verification

To verify the configuration, run the following commands:

- `show msdp source-active`
- `show msdp statistics`

### Related Documentation

- *Example: Configuring MSDP in a Routing Instance*
- *Filtering MSDP SA Messages on page 132*
- *Configuring RED Drop Profiles in the Class of Service Feature Guide for Routing Devices*
- *Configuring Local PIM RPs on page 45*

---

## Example: Configuring PIM Anycast With or Without MSDP

When you configure anycast RP, you bypass the restriction of having one active rendezvous point (RP) per multicast group, and instead deploy multiple RPs for the same group range. The RP routers share one unicast IP address. Sources from one RP are known to other RPs that use the Multicast Source Discovery Protocol (MSDP). Sources and receivers use the closest RP, as determined by the interior gateway protocol (IGP).

You can use anycast RP within a domain to provide redundancy and RP load sharing. When an RP stops operating, sources and receivers are taken to a new RP by means of unicast routing.

You can configure anycast RP to use PIM and MSDP for IPv4, or PIM alone for both IPv4 and IPv6 scenarios. Both are discussed in this section.

We recommend a static RP mapping with anycast RP over a bootstrap router and auto-RP configuration because it provides all the benefits of a bootstrap router and auto-RP without the complexity of the BSR and auto-RP mechanisms.

All systems on a subnet must run the same version of PIM.

The default PIM version can be version 1 or version 2, depending on the mode you are configuring. PIMv1 is the default RP mode (at the `[edit protocols pim rp static address address]` hierarchy level). However, PIMv2 is the default for interface mode (at the `[edit protocols pim interface interface-name]` hierarchy level). Explicitly configured versions override the defaults. This example explicitly configures PIMv2 on the interfaces.

The following example shows an anycast RP configuration for the RP routers, first with MSDP and then using PIM alone, and for non-RP routers.

1. For a network using an RP with MSDP, configure the RP using the `lo0` loopback interface, which is always up. Include the `address` statement and specify the unique and routable router ID and the RP address at the `[edit interfaces lo0 unit 0 family inet]` hierarchy level. In this example, the router ID is `198.58.3.254` and the shared RP address is `198.58.3.253`. Include the `primary` statement for the first address. Including the

**primary** statement selects the router's primary address from all the preferred addresses on all interfaces.

```

interfaces {
  lo0 {
    description "PIM RP";
    unit 0 {
      family inet {
        address 198.58.3.254/32;
        primary;
        address 198.58.3.253/32;
      }
    }
  }
}

```

2. Specify the RP address. Include the **address** statement at the **[edit protocols pim rp local]** hierarchy level (the same address as the secondary **lo0** interface).

For all interfaces, include the **mode** statement to set the mode to **sparse** and the **version** statement to specify PIM version 2 at the **[edit protocols pim rp local interface all]** hierarchy level. When configuring all interfaces, exclude the **fxp0.0** management interface by including the **disable** statement for that interface.

```

protocols {
  pim {
    rp {
      local {
        family inet;
        address 198.58.3.253;
      }
      interface all {
        mode sparse;
        version 2;
      }
      interface fxp0.0 {
        disable;
      }
    }
  }
}

```

3. Configure MSDP peering. Include the **peer** statement to configure the address of the MSDP peer at the **[edit protocols msdp]** hierarchy level. For MSDP peering, use the unique, primary addresses instead of the anycast address. To specify the local address for MSDP peering, include the **local-address** statement at the **[edit protocols msdp peer]** hierarchy level.

```

protocols {
  msdp {
    peer 198.58.3.250 {
      local-address 198.58.3.254;
    }
  }
}

```



**NOTE:** If you need to configure a PIM RP for both IPv4 and IPv6 scenarios, perform Step 4 and Step 5. Otherwise, go to Step 6.

4. Configure an RP using the **lo0** loopback interface, which is always up. Include the **address** statement to specify the unique and routable router address and the RP address at the **[edit interfaces lo0 unit 0 family inet]** hierarchy level. In this example, the router ID is **198.58.3.254** and the shared RP address is **198.58.3.253**. Include the **primary** statement on the first address. Including the **primary** statement selects the router's primary address from all the preferred addresses on all interfaces.

```
interfaces {
  lo0 {
    description "PIM RP";
    unit 0 {
      family inet {
        address 198.58.3.254/32 {
          primary;
        }
        address 198.58.3.253/32;
      }
    }
  }
}
```

5. Include the **address** statement at the **[edit protocols pim rp local]** hierarchy level to specify the RP address (the same address as the secondary **lo0** interface).

For all interfaces, include the **mode** statement to set the mode to **sparse**, and the **version** statement to specify PIM version 2 at the **[edit protocols pim rp local interface all]** hierarchy level. When configuring all interfaces, exclude the **fxp0.0** management interface by including the **disable** statement for that interface.

Include the **anycast-pim** statement to configure anycast RP without MSDP (for example, if IPv6 is used for multicasting). The other RP routers that share the same IP address are configured using the **rp-set** statement. There is one entry for each RP, and the maximum that can be configured is 15. For each RP, specify the routable IP address of the router and whether MSDP source active (SA) messages are forwarded to the RP.

MSDP configuration is not necessary for this type of IPv4 anycast RP configuration.

```
protocols {
  pim {
    rp {
      local {
        family inet {
          address 198.58.3.253;
          anycast-pim {
            rp-set {
              address 198.58.3.240;
              address 198.58.3.241 forward-msdp-sa;
            }
          }
          local-address 198.58.3.254; #If not configured, use lo0 primary
        }
      }
    }
  }
}
```

```

    }
  }
}
interface all {
  mode sparse;
  version 2;
}
interface fxp0.0 {
  disable;
}
}
}

```

6. Configure the non-RP routers. The anycast RP configuration for a non-RP router is the same whether MSDP is used or not. Specify a static RP by adding the address at the **[edit protocols pim rp static]** hierarchy level. Include the **version** statement at the **[edit protocols pim rp static address]** hierarchy level to specify PIM version 2.

```

protocols {
  pim {
    rp {
      static {
        address 198.58.3.253 {
          version 2;
        }
      }
    }
  }
}

```

7. Include the **mode** statement at the **[edit protocols pim interface all]** hierarchy level to specify sparse mode on all interfaces. Then include the **version** statement at the **[edit protocols pim rp interface all mode]** to configure all interfaces for PIM version 2. When configuring all interfaces, exclude the **fxp0.0** management interface by including the **disable** statement for that interface.

```

protocols {
  pim {
    interface all {
      mode sparse;
      version 2;
    }
    interface fxp0.0 {
      disable;
    }
  }
}

```

## Configuring a PIM Anycast RP Router with MSDP

Add the **address** statement at the **[edit protocols pim rp local]** hierarchy level to specify the RP address (the same address as the secondary **lo0** interface).

For all interfaces, use the **mode** statement to set the mode to **sparse** and the **version** statement to specify PIM version 2 at the **[edit protocols pim rp local interface all]** hierarchy level. When configuring all interfaces, exclude the **fxp0.0** management interface by adding the **disable** statement for that interface.

```
protocols {
  pim {
    rp {
      local {
        family inet;
        address 198.58.3.253;
      }
      interface all {
        mode sparse;
        version 2;
      }
      interface fxp0.0 {
        disable;
      }
    }
  }
}
```

To configure MSDP peering, add the **peer** statement to configure the address of the MSDP peer at the **[edit protocols msdp]** hierarchy level. For MSDP peering, use the unique, primary addresses instead of the anycast address. To specify the local address for MSDP peering, add the **local-address** statement at the **[edit protocols msdp peer]** hierarchy level.

```
protocols {
  msdp {
    peer 198.58.3.250 {
      local-address 198.58.3.254;
    }
  }
}
```



## PART 4

# Configuration Statements and Operational Commands

- [PIM Configuration Statements on page 151](#)
- [IGMP Configuration Statements on page 225](#)
- [IGMP Snooping Configuration Statements on page 251](#)
- [MSDP Configuration Statements on page 273](#)
- [Multicast Monitoring Commands on page 295](#)
- [IGMP Monitoring Commands on page 399](#)
- [IGMP Snooping Monitoring Commands on page 423](#)
- [MSDP Monitoring Commands on page 435](#)



## CHAPTER 12

# PIM Configuration Statements

- [address \(Anycast RPs\) on page 153](#)
- [address \(Local RPs\) on page 154](#)
- [address \(Static RPs\) on page 155](#)
- [algorithm on page 156](#)
- [anycast-pim on page 157](#)
- [assert-timeout on page 158](#)
- [authentication \(Protocols PIM\) on page 159](#)
- [auto-rp on page 160](#)
- [bfd-liveness-detection \(Protocols PIM\) on page 161](#)
- [bootstrap on page 162](#)
- [bootstrap-export on page 163](#)
- [bootstrap-import on page 164](#)
- [bootstrap-priority on page 165](#)
- [dense-groups on page 166](#)
- [detection-time \(BFD for PIM\) on page 167](#)
- [disable \(PIM\) on page 168](#)
- [dr-election-on-p2p on page 169](#)
- [dr-register-policy on page 169](#)
- [embedded-rp on page 170](#)
- [export \(Protocols PIM Bootstrap\) on page 171](#)
- [export \(Protocols PIM\) on page 172](#)
- [family \(Bootstrap\) on page 173](#)
- [family \(Protocols PIM\) on page 174](#)
- [family \(Local RP\) on page 175](#)
- [group \(RPF Selection\) on page 176](#)
- [group-ranges on page 177](#)
- [hello-interval \(Protocols PIM\) on page 178](#)
- [hold-time \(Protocols PIM\) on page 179](#)

- [import \(Protocols PIM Bootstrap\) on page 180](#)
- [import \(Protocols PIM\) on page 181](#)
- [infinity on page 182](#)
- [interface on page 183](#)
- [join-load-balance on page 184](#)
- [join-prune-timeout on page 185](#)
- [key-chain \(Protocols PIM\) on page 186](#)
- [local on page 187](#)
- [local-address \(Protocols PIM\) on page 188](#)
- [loose-check on page 189](#)
- [mapping-agent-election on page 190](#)
- [maximum-rps on page 191](#)
- [minimum-interval \(PIM BFD Liveness Detection\) on page 192](#)
- [minimum-interval \(PIM BFD Transmit Interval\) on page 193](#)
- [minimum-receive-interval on page 194](#)
- [mode \(Protocols PIM\) on page 194](#)
- [multiplier on page 195](#)
- [neighbor-policy on page 195](#)
- [next-hop \(PIM RPF Selection\) on page 196](#)
- [no-adaptation \(PIM BFD Liveness Detection\) on page 196](#)
- [override-interval on page 197](#)
- [pim on page 198](#)
- [prefix-list \(PIM RPF Selection\) on page 201](#)
- [priority \(Bootstrap\) on page 202](#)
- [priority \(PIM Interfaces\) on page 203](#)
- [priority \(PIM RPs\) on page 204](#)
- [propagation-delay on page 205](#)
- [reset-tracking-bit on page 206](#)
- [rib-group \(Protocols PIM\) on page 207](#)
- [rp on page 208](#)
- [rp-register-policy on page 210](#)
- [rp-set on page 211](#)
- [rpf-selection on page 212](#)
- [source \(PIM RPF Selection\) on page 213](#)
- [spt-threshold on page 214](#)
- [static \(Protocols PIM\) on page 215](#)
- [threshold \(PIM BFD Detection Time\) on page 216](#)

- [threshold \(PIM BFD Transmit Interval\)](#) on page 217
- [transmit-interval \(PIM BFD Liveness Detection\)](#) on page 218
- [traceoptions \(Protocols PIM\)](#) on page 219
- [version \(BFD\)](#) on page 222
- [version \(PIM\)](#) on page 223
- [wildcard-source \(PIM RPF Selection\)](#) on page 224

## address (Anycast RPs)

|                                 |                                                                                                                                                                                                                                                                                                                                                                                                                                                                                                                                            |
|---------------------------------|--------------------------------------------------------------------------------------------------------------------------------------------------------------------------------------------------------------------------------------------------------------------------------------------------------------------------------------------------------------------------------------------------------------------------------------------------------------------------------------------------------------------------------------------|
| <b>Syntax</b>                   | <code>address <i>address</i> &lt;forward-msdp-sa&gt;;</code>                                                                                                                                                                                                                                                                                                                                                                                                                                                                               |
| <b>Hierarchy Level</b>          | <p>[edit logical-systems <i>logical-system-name</i> protocols pim <b>rp local</b> (inet   inet6) <b>anycast-pim rp-set</b>],</p> <p>[edit logical-systems <i>logical-system-name</i> routing-instances <i>routing-instance-name</i> protocols pim <b>rp local</b> (inet   inet6) <b>anycast-pim rp-set</b>],</p> <p>[edit protocols pim <b>rp local</b> (inet   inet6) <b>anycast-pim rp-set</b>],</p> <p>[edit routing-instances <i>routing-instance-name</i> protocols pim <b>rp local</b> (inet   inet6) <b>anycast-pim rp-set</b>]</p> |
| <b>Release Information</b>      | <p>Statement introduced in Junos OS Release 7.4.</p> <p>Statement introduced in Junos OS Release 9.0 for EX Series switches.</p> <p>Statement introduced in Junos OS Release 11.3 for the QFX Series.</p> <p>Statement introduced in Junos OS Release 14.1X53-D20 for the OCX Series.</p>                                                                                                                                                                                                                                                  |
| <b>Description</b>              | Configure the anycast rendezvous point (RP) addresses in the RP set. Multiple addresses can be configured in an RP set. If the RP has peer Multicast Source Discovery Protocol (MSDP) connections, then the RP must forward MSDP source active (SA) messages.                                                                                                                                                                                                                                                                              |
| <b>Options</b>                  | <p><b><i>address</i></b>—RP address in an RP set.</p> <p><b><i>forward-msdp-sa</i></b>—(Optional) Forward MSDP SAs to this address.</p>                                                                                                                                                                                                                                                                                                                                                                                                    |
| <b>Required Privilege Level</b> | <p>routing—To view this statement in the configuration.</p> <p>routing-control—To add this statement to the configuration.</p>                                                                                                                                                                                                                                                                                                                                                                                                             |

## address (Local RPs)

---

|                                 |                                                                                                                                                                                                                                                                                                                                                                                                                                                |
|---------------------------------|------------------------------------------------------------------------------------------------------------------------------------------------------------------------------------------------------------------------------------------------------------------------------------------------------------------------------------------------------------------------------------------------------------------------------------------------|
| <b>Syntax</b>                   | <code>address <i>address</i>;</code>                                                                                                                                                                                                                                                                                                                                                                                                           |
| <b>Hierarchy Level</b>          | [edit logical-systems <i>logical-system-name</i> protocols pim <b>rp local family</b> (inet   inet6)],<br>[edit logical-systems <i>logical-system-name</i> routing-instances <i>routing-instance-name</i> protocols<br>pim <b>rp local family</b> (inet   inet6)],<br>[edit protocols pim <b>rp local family</b> (inet   inet6)],<br>[edit routing-instances <i>routing-instance-name</i> protocols pim <b>rp local family</b> (inet   inet6)] |
| <b>Release Information</b>      | Statement introduced before Junos OS Release 7.4.<br>Statement introduced in Junos OS Release 9.0 for EX Series switches.<br>Statement introduced in Junos OS Release 11.3 for the QFX Series.<br>Statement introduced in Junos OS Release 14.1X53-D20 for the OCX Series.                                                                                                                                                                     |
| <b>Description</b>              | Configure the local rendezvous point (RP) address.                                                                                                                                                                                                                                                                                                                                                                                             |
| <b>Options</b>                  | <b><i>address</i></b> —Local RP address.                                                                                                                                                                                                                                                                                                                                                                                                       |
| <b>Required Privilege Level</b> | routing—To view this statement in the configuration.<br>routing-control—To add this statement to the configuration.                                                                                                                                                                                                                                                                                                                            |
| <b>Related Documentation</b>    | <ul style="list-style-type: none"><li>• <a href="#">Configuring Local PIM RPs on page 45</a></li></ul>                                                                                                                                                                                                                                                                                                                                         |

## address (Static RPs)

|                                 |                                                                                                                                                                                                                                                                                                                                                                         |
|---------------------------------|-------------------------------------------------------------------------------------------------------------------------------------------------------------------------------------------------------------------------------------------------------------------------------------------------------------------------------------------------------------------------|
| <b>Syntax</b>                   | <pre> address address {   group-ranges {     destination-ip-prefix &lt;/prefix-length&gt;;   }   override;   version version; } </pre>                                                                                                                                                                                                                                  |
| <b>Hierarchy Level</b>          | <p>[edit logical-systems <i>logical-system-name</i> protocols pim <b>rp static</b>],</p> <p>[edit logical-systems <i>logical-system-name</i> routing-instances <i>routing-instance-name</i> protocols pim <b>rp static</b>],</p> <p>[edit protocols pim <b>static</b>],</p> <p>[edit routing-instances <i>routing-instance-name</i> protocols pim <b>rp static</b>]</p> |
| <b>Release Information</b>      | <p>Statement introduced before Junos OS Release 7.4.</p> <p>Statement introduced in Junos OS Release 9.0 for EX Series switches.</p> <p>Statement introduced in Junos OS Release 11.3 for the QFX Series.</p> <p>Statement introduced in Junos OS Release 14.1X53-D20 for the OCX Series.</p>                                                                           |
| <b>Description</b>              | <p>Configure static rendezvous point (RP) addresses. You can configure a static RP in a logical system only if the logical system is not directly connected to a source.</p> <p>For each static RP address, you can optionally specify the PIM version and the groups for which this address can be the RP. The default PIM version is version 1.</p>                   |
| <b>Options</b>                  | <p><b>address</b>—Static RP address.</p> <p><b>Default:</b> 224.0.0.0/4</p> <p>The remaining statements are explained separately.</p>                                                                                                                                                                                                                                   |
| <b>Required Privilege Level</b> | <p>routing—To view this statement in the configuration.</p> <p>routing-control—To add this statement to the configuration.</p>                                                                                                                                                                                                                                          |
| <b>Related Documentation</b>    | <ul style="list-style-type: none"> <li>• <a href="#">Configuring the Static PIM RP Address on the Non-RP Routing Device on page 47</a></li> </ul>                                                                                                                                                                                                                       |

## algorithm

---

|                                 |                                                                                                                                                                                                                                                                                                                                                                                                                                                                                                                                                                                                                                                                                               |
|---------------------------------|-----------------------------------------------------------------------------------------------------------------------------------------------------------------------------------------------------------------------------------------------------------------------------------------------------------------------------------------------------------------------------------------------------------------------------------------------------------------------------------------------------------------------------------------------------------------------------------------------------------------------------------------------------------------------------------------------|
| <b>Syntax</b>                   | <code>algorithm <i>algorithm-name</i>;</code>                                                                                                                                                                                                                                                                                                                                                                                                                                                                                                                                                                                                                                                 |
| <b>Hierarchy Level</b>          | [edit protocols pim interface <i>interface-name</i> bfd-liveness-detection authentication],<br>[edit routing-instances <i>routing-instance-name</i> protocols pim interface <i>interface-name</i> bfd-liveness-detection authentication]                                                                                                                                                                                                                                                                                                                                                                                                                                                      |
| <b>Release Information</b>      | Statement introduced in Junos OS Release 9.6.<br>Statement introduced in Junos OS Release 12.1 for the QFX Series.<br>Statement introduced in Junos OS Release 14.1X53-D20 for the OCX Series.                                                                                                                                                                                                                                                                                                                                                                                                                                                                                                |
| <b>Description</b>              | Specify the algorithm to use for BFD authentication.                                                                                                                                                                                                                                                                                                                                                                                                                                                                                                                                                                                                                                          |
| <b>Options</b>                  | <p><i>algorithm-name</i>—Name of algorithm to use for BFD authentication:</p> <ul style="list-style-type: none"><li>• <b>simple-password</b>—Plain-text password. One to 16 bytes of plain text. One or more passwords can be configured.</li><li>• <b>keyed-md5</b>—Keyed Message Digest 5 hash algorithm for sessions with transmit and receive rates greater than 100 ms.</li><li>• <b>meticulous-keyed-md5</b>—Meticulous keyed Message Digest 5 hash algorithm.</li><li>• <b>keyed-sha-1</b>—Keyed Secure Hash Algorithm I for sessions with transmit and receive rates greater than 100 ms.</li><li>• <b>meticulous-keyed-sha-1</b>—Meticulous keyed Secure Hash Algorithm I.</li></ul> |
| <b>Required Privilege Level</b> | routing—To view this statement in the configuration.<br>routing-control—To add this statement to the configuration.                                                                                                                                                                                                                                                                                                                                                                                                                                                                                                                                                                           |
| <b>Related Documentation</b>    | <ul style="list-style-type: none"><li>• <i>Understanding Bidirectional Forwarding Detection Authentication for PIM</i></li><li>• <a href="#">Configuring BFD Authentication for PIM on page 17</a></li><li>• <a href="#">authentication on page 159</a></li></ul>                                                                                                                                                                                                                                                                                                                                                                                                                             |



## anycast-pim

|                                 |                                                                                                                                                                                                                                                                                                                                                                                                                                                                |
|---------------------------------|----------------------------------------------------------------------------------------------------------------------------------------------------------------------------------------------------------------------------------------------------------------------------------------------------------------------------------------------------------------------------------------------------------------------------------------------------------------|
| <b>Syntax</b>                   | <pre>anycast-pim {   rp-set {     address address &lt;forward-msdp-sa&gt;;   } }</pre>                                                                                                                                                                                                                                                                                                                                                                         |
| <b>Hierarchy Level</b>          | <p>[edit logical-systems <i>logical-system-name</i> protocols pim <b>rp local family</b> (inet   inet6)],</p> <p>[edit logical-systems <i>logical-system-name</i> routing-instances <i>routing-instance-name</i> protocols pim <b>rp local family</b> (inet   inet6)],</p> <p>[edit protocols pim <b>rp local family</b> (inet   inet6)],</p> <p>[edit routing-instances <i>routing-instance-name</i> protocols pim <b>rp local family</b> (inet   inet6)]</p> |
| <b>Release Information</b>      | <p>Statement introduced in Junos OS Release 7.4.</p> <p>Statement introduced in Junos OS Release 9.0 for EX Series switches.</p> <p>Statement introduced in Junos OS Release 11.3 for the QFX Series.</p> <p>Statement introduced in Junos OS Release 14.1X53-D20 for the OCX Series.</p>                                                                                                                                                                      |
| <b>Description</b>              | <p>Configure properties for anycast RP using PIM.</p> <p>The remaining statements are explained separately.</p>                                                                                                                                                                                                                                                                                                                                                |
| <b>Required Privilege Level</b> | <p>routing—To view this statement in the configuration.</p> <p>routing-control—To add this statement to the configuration.</p>                                                                                                                                                                                                                                                                                                                                 |
| <b>Related Documentation</b>    | <ul style="list-style-type: none"> <li>• <a href="#">Example: Configuring PIM Anycast With or Without MSDP on page 52</a></li> </ul>                                                                                                                                                                                                                                                                                                                           |

## assert-timeout

---

|                                 |                                                                                                                                                                                                                                                                                                                                                                                                                                                                          |
|---------------------------------|--------------------------------------------------------------------------------------------------------------------------------------------------------------------------------------------------------------------------------------------------------------------------------------------------------------------------------------------------------------------------------------------------------------------------------------------------------------------------|
| <b>Syntax</b>                   | <code>assert-timeout <i>seconds</i>;</code>                                                                                                                                                                                                                                                                                                                                                                                                                              |
| <b>Hierarchy Level</b>          | [edit logical-systems <i>logical-system-name</i> protocols pim],<br>[edit logical-systems <i>logical-system-name</i> routing-instances <i>routing-instance-name</i> protocols pim],<br>[edit protocols pim],<br>[edit routing-instances <i>routing-instance-name</i> protocols pim]                                                                                                                                                                                      |
| <b>Release Information</b>      | Statement introduced before Junos OS Release 7.4.<br>Statement introduced in Junos OS Release 9.0 for EX Series switches.<br>Statement introduced in Junos OS Release 11.3 for the QFX Series.<br>Statement introduced in Junos OS Release 14.1X53-D20 for the OCX Series.                                                                                                                                                                                               |
| <b>Description</b>              | Multicast routing devices running PIM sparse mode often forward the same stream of multicast packets onto the same LAN through the rendezvous-point tree (RPT) and shortest-path tree (SPT). PIM assert messages help routing devices determine which routing device forwards the traffic and prunes the RPT for this group. By default, routing devices enter an assert cycle every 180 seconds. You can configure this assert timeout to be between 5 and 210 seconds. |
| <b>Options</b>                  | <b><i>seconds</i></b> —Time for routing device to wait before another assert message cycle.<br><b>Range:</b> 5 through 210 seconds<br><b>Default:</b> 180 seconds                                                                                                                                                                                                                                                                                                        |
| <b>Required Privilege Level</b> | routing—To view this statement in the configuration.<br>routing-control—To add this statement to the configuration.                                                                                                                                                                                                                                                                                                                                                      |
| <b>Related Documentation</b>    | <ul style="list-style-type: none"><li>• <a href="#">Example: Configuring the PIM Assert Timeout on page 82</a></li></ul>                                                                                                                                                                                                                                                                                                                                                 |

## authentication (Protocols PIM)

|                                 |                                                                                                                                                                                                                                                                                                                                                                                                                                                                          |
|---------------------------------|--------------------------------------------------------------------------------------------------------------------------------------------------------------------------------------------------------------------------------------------------------------------------------------------------------------------------------------------------------------------------------------------------------------------------------------------------------------------------|
| <b>Syntax</b>                   | <pre>authentication {   algorithm <i>algorithm-name</i>;   key-chain <i>key-chain-name</i>;   loose-check; }</pre>                                                                                                                                                                                                                                                                                                                                                       |
| <b>Hierarchy Level</b>          | <pre>[edit protocols pim interface <i>interface-name</i> family (inet   inet6) bfd-liveness-detection], [edit routing-instances <i>routing-instance-name</i> protocols pim interface family (inet   inet6) <i>interface-name</i> bfd-liveness-detection]</pre>                                                                                                                                                                                                           |
| <b>Release Information</b>      | <p>Statement introduced in Junos OS Release 9.6.</p> <p>Statement introduced in Junos OS Release 12.1 for the QFX Series.</p> <p>Statement introduced in Junos OS Release 14.1X53-D20 for the OCX Series.</p>                                                                                                                                                                                                                                                            |
| <b>Description</b>              | <p>Configure the algorithm, security keychain, and level of authentication for BFD sessions running on PIM interfaces.</p> <p>The remaining statements are explained separately.</p>                                                                                                                                                                                                                                                                                     |
| <b>Options</b>                  | The statements are explained separately.                                                                                                                                                                                                                                                                                                                                                                                                                                 |
| <b>Required Privilege Level</b> | <p>routing—To view this statement in the configuration.</p> <p>routing-control—To add this statement to the configuration.</p>                                                                                                                                                                                                                                                                                                                                           |
| <b>Related Documentation</b>    | <ul style="list-style-type: none"> <li>• <a href="#">Configuring BFD Authentication for PIM on page 17</a></li> <li>• <a href="#">Configuring BFD for PIM on page 15</a></li> <li>• <a href="#">Understanding Bidirectional Forwarding Detection Authentication for PIM</a></li> <li>• <a href="#">bfd-liveness-detection on page 161</a></li> <li>• <a href="#">key-chain (Protocols PIM) on page 186</a></li> <li>• <a href="#">loose-check on page 189</a></li> </ul> |

## auto-rp

---

|                                 |                                                                                                                                                                                                                                                                                                                                                                                                                                                              |
|---------------------------------|--------------------------------------------------------------------------------------------------------------------------------------------------------------------------------------------------------------------------------------------------------------------------------------------------------------------------------------------------------------------------------------------------------------------------------------------------------------|
| <b>Syntax</b>                   | <pre>auto-rp {<br/>    (announce   discovery   mapping);<br/>    (mapping-agent-election   no-mapping-agent-election);<br/>}</pre>                                                                                                                                                                                                                                                                                                                           |
| <b>Hierarchy Level</b>          | [edit logical-systems <i>logical-system-name</i> protocols pim <b>rp</b> ],<br>[edit logical-systems <i>logical-system-name</i> routing-instances <i>routing-instance-name</i> protocols pim <b>rp</b> ],<br>[edit protocols pim <b>rp</b> ],<br>[edit routing-instances <i>routing-instance-name</i> protocols pim <b>rp</b> ]                                                                                                                              |
| <b>Release Information</b>      | Statement introduced in Junos OS Release 7.5.<br>Statement introduced in Junos OS Release 9.0 for EX Series switches.<br>Statement introduced in Junos OS Release 11.3 for the QFX Series.<br>Statement introduced in Junos OS Release 14.1X53-D20 for the OCX Series.                                                                                                                                                                                       |
| <b>Description</b>              | Configure automatic RP announcement and discovery.                                                                                                                                                                                                                                                                                                                                                                                                           |
| <b>Options</b>                  | <p><b>announce</b>—Configure the routing device to listen only for mapping packets and also to advertise itself if it is an RP.</p> <p><b>discovery</b>—Configure the routing device to listen only for mapping packets.</p> <p><b>mapping</b>—Configures the routing device to announce, listen for and generate mapping packets, and announce that the routing device is eligible to be an RP.</p> <p>The remaining statement is explained separately.</p> |
| <b>Required Privilege Level</b> | routing—To view this statement in the configuration.<br>routing-control—To add this statement to the configuration.                                                                                                                                                                                                                                                                                                                                          |
| <b>Related Documentation</b>    | <ul style="list-style-type: none"><li>• <i>Configuring PIM Auto-RP</i></li></ul>                                                                                                                                                                                                                                                                                                                                                                             |

## bfd-liveness-detection (Protocols PIM)

|                                 |                                                                                                                                                                                                                                                                                                                                                                                                                                                                                                |
|---------------------------------|------------------------------------------------------------------------------------------------------------------------------------------------------------------------------------------------------------------------------------------------------------------------------------------------------------------------------------------------------------------------------------------------------------------------------------------------------------------------------------------------|
| <b>Syntax</b>                   | <pre> bfd-liveness-detection {   authentication {     algorithm <i>algorithm-name</i>;     key-chain <i>key-chain-name</i>;     loose-check;   }   detection-time {     threshold <i>milliseconds</i>;   }   minimum-interval <i>milliseconds</i>;   minimum-receive-interval <i>milliseconds</i>;   multiplier <i>number</i>;   no-adaptation;   transmit-interval {     minimum-interval <i>milliseconds</i>;     threshold <i>milliseconds</i>;   }   version (0   1   automatic); } </pre> |
| <b>Hierarchy Level</b>          | <p>[edit protocols pim interface <i>interface-name</i> <i>family</i> (inet   inet6)],</p> <p>[edit routing-instances <i>routing-instance-name</i> protocols pim interface <i>interface-name</i> <i>family</i> (inet   inet6)]</p>                                                                                                                                                                                                                                                              |
| <b>Release Information</b>      | <p>Statement introduced in Junos OS Release 8.1.</p> <p><b>authentication</b> option introduced in Junos OS Release 9.6.</p> <p>Statement introduced in Junos OS Release 9.0 for EX Series switches.</p> <p>Statement introduced in Junos OS Release 12.1 for the QFX Series.</p> <p>Statement introduced in Junos OS Release 14.1X53-D20 for the OCX Series.</p>                                                                                                                              |
| <b>Description</b>              | <p>Configure bidirectional forwarding detection (BFD) timers and authentication for PIM.</p> <p>The remaining statements are explained separately.</p>                                                                                                                                                                                                                                                                                                                                         |
| <b>Required Privilege Level</b> | <p>routing—To view this statement in the configuration.</p> <p>routing-control—To add this statement to the configuration.</p>                                                                                                                                                                                                                                                                                                                                                                 |
| <b>Related Documentation</b>    | <ul style="list-style-type: none"> <li>• <a href="#">Configuring BFD for PIM on page 15</a></li> <li>• <a href="#">Configuring BFD Authentication for PIM on page 17</a></li> </ul>                                                                                                                                                                                                                                                                                                            |

## bootstrap

---

|                                 |                                                                                                                                                                                                                                                                                                                                                   |
|---------------------------------|---------------------------------------------------------------------------------------------------------------------------------------------------------------------------------------------------------------------------------------------------------------------------------------------------------------------------------------------------|
| <b>Syntax</b>                   | <pre>bootstrap {<br/>    family (inet   inet6) {<br/>        export [ <i>policy-names</i> ];<br/>        import [ <i>policy-names</i> ];<br/>        priority <i>number</i>;<br/>    }<br/>}</pre>                                                                                                                                                |
| <b>Hierarchy Level</b>          | <pre>[edit logical-systems <i>logical-system-name</i> protocols pim <i>rp</i>],<br/>[edit logical-systems <i>logical-system-name</i> routing-instances <i>routing-instance-name</i> protocols<br/>    pim <i>rp</i>],<br/>[edit protocols pim <i>rp</i>],<br/>[edit routing-instances <i>routing-instance-name</i> protocols pim <i>rp</i>]</pre> |
| <b>Release Information</b>      | <p>Statement introduced in Junos OS Release 7.6.</p> <p>Statement introduced in Junos OS Release 9.0 for EX Series switches.</p> <p>Statement introduced in Junos OS Release 11.3 for the QFX Series.</p> <p>Statement introduced in Junos OS Release 14.1X53-D20 for the OCX Series.</p>                                                         |
| <b>Description</b>              | <p>Configure parameters to control bootstrap routers and messages.</p> <p>The remaining statements are explained separately.</p>                                                                                                                                                                                                                  |
| <b>Required Privilege Level</b> | <p>routing—To view this statement in the configuration.</p> <p>routing-control—To add this statement to the configuration.</p>                                                                                                                                                                                                                    |
| <b>Related Documentation</b>    | <ul style="list-style-type: none"><li>• <i>Configuring PIM Bootstrap Properties for IPv4</i></li><li>• <i>Configuring PIM Bootstrap Properties for IPv4 or IPv6</i></li></ul>                                                                                                                                                                     |

## bootstrap-export

---

|                                 |                                                                                                                                                                                                                                                                                                                                                                                    |
|---------------------------------|------------------------------------------------------------------------------------------------------------------------------------------------------------------------------------------------------------------------------------------------------------------------------------------------------------------------------------------------------------------------------------|
| <b>Syntax</b>                   | <code>bootstrap-export [ <i>policy-names</i> ];</code>                                                                                                                                                                                                                                                                                                                             |
| <b>Hierarchy Level</b>          | <p>[edit logical-systems <i>logical-system-name</i> protocols pim <a href="#">rp</a>],</p> <p>[edit logical-systems <i>logical-system-name</i> routing-instances <i>routing-instance-name</i> protocols pim <a href="#">rp</a>],</p> <p>[edit protocols pim <a href="#">rp</a>],</p> <p>[edit routing-instances <i>routing-instance-name</i> protocols pim <a href="#">rp</a>]</p> |
| <b>Release Information</b>      | <p>Statement introduced before Junos OS Release 7.4.</p> <p>Statement introduced in Junos OS Release 9.0 for EX Series switches.</p> <p>Statement introduced in Junos OS Release 11.3 for the QFX Series.</p> <p>Statement introduced in Junos OS Release 14.1X53-D20 for the OCX Series.</p>                                                                                      |
| <b>Description</b>              | Apply one or more export policies to control outgoing PIM bootstrap messages.                                                                                                                                                                                                                                                                                                      |
| <b>Options</b>                  | <i>policy-names</i> —Name of one or more import policies.                                                                                                                                                                                                                                                                                                                          |
| <b>Required Privilege Level</b> | <p>routing—To view this statement in the configuration.</p> <p>routing-control—To add this statement to the configuration.</p>                                                                                                                                                                                                                                                     |
| <b>Related Documentation</b>    | <ul style="list-style-type: none"> <li>• <i>Configuring PIM Bootstrap Properties for IPv4</i></li> <li>• <i>Configuring PIM Bootstrap Properties for IPv4 or IPv6</i></li> <li>• <a href="#">bootstrap-import on page 164</a></li> </ul>                                                                                                                                           |

## bootstrap-import

---

|                                 |                                                                                                                                                                                                                                                                                                                                                                                                                                         |
|---------------------------------|-----------------------------------------------------------------------------------------------------------------------------------------------------------------------------------------------------------------------------------------------------------------------------------------------------------------------------------------------------------------------------------------------------------------------------------------|
| <b>Syntax</b>                   | <code>bootstrap-import [ <i>policy-names</i> ];</code>                                                                                                                                                                                                                                                                                                                                                                                  |
| <b>Hierarchy Level</b>          | <code>[edit logical-systems <i>logical-system-name</i> protocols pim <a href="#">rp</a>],</code><br><code>[edit logical-systems <i>logical-system-name</i> routing-instances <i>routing-instance-name</i> protocols</code><br><code>    pim <a href="#">rp</a>],</code><br><code>[edit protocols pim <a href="#">rp</a>],</code><br><code>[edit routing-instances <i>routing-instance-name</i> protocols pim <a href="#">rp</a>]</code> |
| <b>Release Information</b>      | Statement introduced before Junos OS Release 7.4.<br>Statement introduced in Junos OS Release 9.0 for EX Series switches.<br>Statement introduced in Junos OS Release 11.3 for the QFX Series.<br>Statement introduced in Junos OS Release 14.1X53-D20 for the OCX Series.                                                                                                                                                              |
| <b>Description</b>              | Apply one or more import policies to control incoming PIM bootstrap messages.                                                                                                                                                                                                                                                                                                                                                           |
| <b>Options</b>                  | <i>policy-names</i> —Name of one or more import policies.                                                                                                                                                                                                                                                                                                                                                                               |
| <b>Required Privilege Level</b> | routing—To view this statement in the configuration.<br>routing-control—To add this statement to the configuration.                                                                                                                                                                                                                                                                                                                     |
| <b>Related Documentation</b>    | <ul style="list-style-type: none"><li>• <i>Configuring PIM Bootstrap Properties for IPv4</i></li><li>• <i>Configuring PIM Bootstrap Properties for IPv4 or IPv6</i></li><li>• <a href="#">bootstrap-export on page 163</a></li></ul>                                                                                                                                                                                                    |



## bootstrap-priority

|                                 |                                                                                                                                                                                                                                                                                                                                                |
|---------------------------------|------------------------------------------------------------------------------------------------------------------------------------------------------------------------------------------------------------------------------------------------------------------------------------------------------------------------------------------------|
| <b>Syntax</b>                   | <code>bootstrap-priority <i>number</i>;</code>                                                                                                                                                                                                                                                                                                 |
| <b>Hierarchy Level</b>          | <p>[edit logical-systems <i>logical-system-name</i> protocols pim <i>rp</i>],</p> <p>[edit logical-systems <i>logical-system-name</i> routing-instances <i>routing-instance-name</i> protocols pim <i>rp</i>],</p> <p>[edit protocols pim <i>rp</i>],</p> <p>[edit routing-instances <i>routing-instance-name</i> protocols pim <i>rp</i>]</p> |
| <b>Release Information</b>      | <p>Statement introduced before Junos OS Release 7.4.</p> <p>Statement introduced in Junos OS Release 9.0 for EX Series switches.</p> <p>Statement introduced in Junos OS Release 11.3 for the QFX Series.</p> <p>Statement introduced in Junos OS Release 14.1X53-D20 for the OCX Series.</p>                                                  |
| <b>Description</b>              | Configure whether this routing device is eligible to be a bootstrap router. In the case of a tie, the routing device with the highest IP address is elected to be the bootstrap router.                                                                                                                                                        |
| <b>Options</b>                  | <p><i>number</i>—Priority for becoming the bootstrap router. A value of 0 means that the routing device is not eligible to be the bootstrap router.</p> <p><b>Range:</b> 0 through 255</p> <p><b>Default:</b> 0</p>                                                                                                                            |
| <b>Required Privilege Level</b> | <p>routing—To view this statement in the configuration.</p> <p>routing-control—To add this statement to the configuration.</p>                                                                                                                                                                                                                 |
| <b>Related Documentation</b>    | <ul style="list-style-type: none"> <li>• <i>Configuring PIM Bootstrap Properties for IPv4</i></li> </ul>                                                                                                                                                                                                                                       |

## dense-groups

---

|                                 |                                                                                                                                                                                                                                                                                     |
|---------------------------------|-------------------------------------------------------------------------------------------------------------------------------------------------------------------------------------------------------------------------------------------------------------------------------------|
| <b>Syntax</b>                   | <code>dense-groups {<br/>    <i>addresses</i>;<br/>}</code>                                                                                                                                                                                                                         |
| <b>Hierarchy Level</b>          | [edit logical-systems <i>logical-system-name</i> protocols pim],<br>[edit logical-systems <i>logical-system-name</i> routing-instances <i>routing-instance-name</i> protocols pim],<br>[edit protocols pim],<br>[edit routing-instances <i>routing-instance-name</i> protocols pim] |
| <b>Release Information</b>      | Statement introduced before Junos OS Release 7.4.<br>Statement introduced in Junos OS Release 9.0 for EX Series switches.<br>Statement introduced in Junos OS Release 11.3 for the QFX Series.<br>Statement introduced in Junos OS Release 14.1X53-D20 for the OCX Series.          |
| <b>Description</b>              | Configure which groups are operating in dense mode.                                                                                                                                                                                                                                 |
| <b>Options</b>                  | <i>addresses</i> —Address of groups operating in dense mode.                                                                                                                                                                                                                        |
| <b>Required Privilege Level</b> | routing—To view this statement in the configuration.<br>routing-control—To add this statement to the configuration.                                                                                                                                                                 |
| <b>Related Documentation</b>    | <ul style="list-style-type: none"><li>• <a href="#">Configuring PIM Sparse-Dense Mode Properties on page 25</a></li></ul>                                                                                                                                                           |

## detection-time (BFD for PIM)

|                                 |                                                                                                                                                                                                                                                                                                                                                                                                                                                                                                                                                                                                                                                                                                                                                                                                                                                                                                                                                                                                                                                                                                                          |
|---------------------------------|--------------------------------------------------------------------------------------------------------------------------------------------------------------------------------------------------------------------------------------------------------------------------------------------------------------------------------------------------------------------------------------------------------------------------------------------------------------------------------------------------------------------------------------------------------------------------------------------------------------------------------------------------------------------------------------------------------------------------------------------------------------------------------------------------------------------------------------------------------------------------------------------------------------------------------------------------------------------------------------------------------------------------------------------------------------------------------------------------------------------------|
| <b>Syntax</b>                   | <pre> detection-time {     threshold milliseconds; } </pre>                                                                                                                                                                                                                                                                                                                                                                                                                                                                                                                                                                                                                                                                                                                                                                                                                                                                                                                                                                                                                                                              |
| <b>Hierarchy Level</b>          | <p>[edit protocols pim interface <i>interface-name</i> bfd-liveness-detection],<br/> [edit routing-instances <i>routing-instance-name</i> protocols pim interface <i>interface-name</i> bfd-liveness-detection]</p>                                                                                                                                                                                                                                                                                                                                                                                                                                                                                                                                                                                                                                                                                                                                                                                                                                                                                                      |
| <b>Release Information</b>      | <p>Statement introduced in Junos OS Release 8.2.<br/> Statement introduced in Junos OS Release 9.0 for EX Series switches.<br/> Support for BFD authentication introduced in Junos OS Release 9.6.<br/> Statement introduced in Junos OS Release 12.1 for the QFX Series.<br/> Statement introduced in Junos OS Release 14.1X53-D20 for the OCX Series.</p>                                                                                                                                                                                                                                                                                                                                                                                                                                                                                                                                                                                                                                                                                                                                                              |
| <b>Description</b>              | <p>Enable BFD failure detection. The BFD failure detection timers are adaptive and can be adjusted to be faster or slower. The lower the BFD failure detection timer value, the faster the failure detection and vice versa. For example, the timers can adapt to a higher value if the adjacency fails (that is, the timer detects failures more slowly). Or a neighbor can negotiate a higher value for a timer than the configured value. The timers adapt to a higher value when a BFD session flap occurs more than three times in a span of 15 seconds. A back-off algorithm increases the receive (Rx) interval by two if the local BFD instance is the reason for the session flap. The transmission (Tx) interval is increased by two if the remote BFD instance is the reason for the session flap. You can use the <b>clear bfd adaptation</b> command to return BFD interval timers to their configured values. The <b>clear bfd adaptation</b> command is hitless, meaning that the command does not affect traffic flow on the routing device.</p> <p>The remaining statement is explained separately.</p> |
| <b>Required Privilege Level</b> | <p>routing—To view this statement in the configuration.<br/> routing-control—To add this statement to the configuration.</p>                                                                                                                                                                                                                                                                                                                                                                                                                                                                                                                                                                                                                                                                                                                                                                                                                                                                                                                                                                                             |
| <b>Related Documentation</b>    | <ul style="list-style-type: none"> <li>• <a href="#">Configuring BFD for PIM on page 15</a></li> <li>• <a href="#">bfd-liveness-detection on page 161</a></li> <li>• <a href="#">threshold on page 216</a></li> </ul>                                                                                                                                                                                                                                                                                                                                                                                                                                                                                                                                                                                                                                                                                                                                                                                                                                                                                                    |

## disable (PIM)

|                                 |                                                                                                                                                                                                                                                                                                                                                                                                                                                                                                                                                                                                                                                                                                                                                                                                                                                                                                                                                                                                                                                                                                                                                                                                                                                                                                                                                                                                |
|---------------------------------|------------------------------------------------------------------------------------------------------------------------------------------------------------------------------------------------------------------------------------------------------------------------------------------------------------------------------------------------------------------------------------------------------------------------------------------------------------------------------------------------------------------------------------------------------------------------------------------------------------------------------------------------------------------------------------------------------------------------------------------------------------------------------------------------------------------------------------------------------------------------------------------------------------------------------------------------------------------------------------------------------------------------------------------------------------------------------------------------------------------------------------------------------------------------------------------------------------------------------------------------------------------------------------------------------------------------------------------------------------------------------------------------|
| <b>Syntax</b>                   | disable;                                                                                                                                                                                                                                                                                                                                                                                                                                                                                                                                                                                                                                                                                                                                                                                                                                                                                                                                                                                                                                                                                                                                                                                                                                                                                                                                                                                       |
| <b>Hierarchy Level</b>          | <pre>[edit logical-systems <i>logical-system-name</i> protocols pim], [edit logical-systems <i>logical-system-name</i> protocols pim <b>family</b> (inet   inet6)], [edit logical-systems <i>logical-system-name</i> protocols pim interface <i>interface-name</i>], [edit logical-systems <i>logical-system-name</i> protocols pim <b>rp local family</b> (inet   inet6)], [edit logical-systems <i>logical-system-name</i> routing-instances <i>routing-instance-name</i> protocols   pim], [edit logical-systems <i>logical-system-name</i> routing-instances <i>routing-instance-name</i> protocols   pim interface <i>interface-name</i>], [edit logical-systems <i>logical-system-name</i> routing-instances <i>routing-instance-name</i> protocols   pim <b>rp local family</b> (inet   inet6)], [edit protocols pim], [edit protocols pim <b>family</b> (inet   inet6)], [edit protocols pim interface <i>interface-name</i>], [edit protocols pim <b>rp local family</b> (inet   inet6)], [edit routing-instances <i>routing-instance-name</i> protocols pim], [edit routing-instances <i>routing-instance-name</i> protocols pim <b>family</b> (inet   inet6)], [edit routing-instances <i>routing-instance-name</i> protocols pim interface <i>interface-name</i>], [edit routing-instances <i>routing-instance-name</i> protocols pim <b>rp local family</b> (inet   inet6)]</pre> |
| <b>Release Information</b>      | <p>Statement introduced before Junos OS Release 7.4.</p> <p><b>disable</b> statement extended to the <b>[family]</b> hierarchy level in Junos OS Release 9.6.</p> <p>Statement introduced in Junos OS Release 9.0 for EX Series switches.</p> <p>Statement introduced in Junos OS Release 11.3 for the QFX Series.</p> <p>Statement introduced in Junos OS Release 14.1X53-D20 for the OCX Series.</p>                                                                                                                                                                                                                                                                                                                                                                                                                                                                                                                                                                                                                                                                                                                                                                                                                                                                                                                                                                                         |
| <b>Description</b>              | Explicitly disable PIM at the protocol, interface or family hierarchy levels.                                                                                                                                                                                                                                                                                                                                                                                                                                                                                                                                                                                                                                                                                                                                                                                                                                                                                                                                                                                                                                                                                                                                                                                                                                                                                                                  |
| <b>Required Privilege Level</b> | <p>routing—To view this statement in the configuration.</p> <p>routing-control—To add this statement to the configuration.</p>                                                                                                                                                                                                                                                                                                                                                                                                                                                                                                                                                                                                                                                                                                                                                                                                                                                                                                                                                                                                                                                                                                                                                                                                                                                                 |
| <b>Related Documentation</b>    | <ul style="list-style-type: none"> <li>Disabling PIM on page 11</li> <li><i>disable (PIM Graceful Restart)</i></li> </ul>                                                                                                                                                                                                                                                                                                                                                                                                                                                                                                                                                                                                                                                                                                                                                                                                                                                                                                                                                                                                                                                                                                                                                                                                                                                                      |

## dr-election-on-p2p

|                                 |                                                                                                                                                                                                                                                                                     |
|---------------------------------|-------------------------------------------------------------------------------------------------------------------------------------------------------------------------------------------------------------------------------------------------------------------------------------|
| <b>Syntax</b>                   | dr-election-on-p2p;                                                                                                                                                                                                                                                                 |
| <b>Hierarchy Level</b>          | [edit logical-systems <i>logical-system-name</i> protocols pim],<br>[edit logical-systems <i>logical-system-name</i> routing-instances <i>routing-instance-name</i> protocols pim],<br>[edit protocols pim],<br>[edit routing-instances <i>routing-instance-name</i> protocols pim] |
| <b>Release Information</b>      | Statement introduced in Junos OS Release 9.1.<br>Statement introduced in Junos OS Release 9.1 for EX Series switches.<br>Statement introduced in Junos OS Release 11.3 for the QFX Series.<br>Statement introduced in Junos OS Release 14.1X53-D20 for the OCX Series.              |
| <b>Description</b>              | Enable PIM designated router (DR) election on point-to-point (P2P) links.                                                                                                                                                                                                           |
| <b>Default</b>                  | No PIM DR election is performed on point-to-point links.                                                                                                                                                                                                                            |
| <b>Required Privilege Level</b> | routing—To view this statement in the configuration.<br>routing-control—To add this statement to the configuration.                                                                                                                                                                 |
| <b>Related Documentation</b>    | <ul style="list-style-type: none"> <li>• <a href="#">Configuring PIM Designated Router Election on Point-to-Point Links on page 15</a></li> </ul>                                                                                                                                   |

## dr-register-policy

|                                 |                                                                                                                                                                                                                                                                                                                                 |
|---------------------------------|---------------------------------------------------------------------------------------------------------------------------------------------------------------------------------------------------------------------------------------------------------------------------------------------------------------------------------|
| <b>Syntax</b>                   | dr-register-policy [ <i>policy-names</i> ];                                                                                                                                                                                                                                                                                     |
| <b>Hierarchy Level</b>          | [edit logical-systems <i>logical-system-name</i> protocols pim <i>rp</i> ],<br>[edit logical-systems <i>logical-system-name</i> routing-instances <i>routing-instance-name</i> protocols pim <i>rp</i> ],<br>[edit protocols pim <i>rp</i> ],<br>[edit routing-instances <i>routing-instance-name</i> protocols pim <i>rp</i> ] |
| <b>Release Information</b>      | Statement introduced in Junos OS Release 7.6.<br>Statement introduced in Junos OS Release 9.0 for EX Series switches.<br>Statement introduced in Junos OS Release 11.3 for the QFX Series.<br>Statement introduced in Junos OS Release 14.1X53-D20 for the OCX Series.                                                          |
| <b>Description</b>              | Apply one or more policies to control outgoing PIM register messages.                                                                                                                                                                                                                                                           |
| <b>Options</b>                  | <i>policy-names</i> —Name of one or more import policies.                                                                                                                                                                                                                                                                       |
| <b>Required Privilege Level</b> | routing—To view this statement in the configuration.<br>routing-control—To add this statement to the configuration.                                                                                                                                                                                                             |
| <b>Related Documentation</b>    | <ul style="list-style-type: none"> <li>• <a href="#">Configuring Register Message Filters on a PIM RP and DR on page 71</a></li> <li>• <a href="#">rp-register-policy on page 210</a></li> </ul>                                                                                                                                |

## embedded-rp

---

|                                 |                                                                                                                                                                                                                                                                                                                                       |
|---------------------------------|---------------------------------------------------------------------------------------------------------------------------------------------------------------------------------------------------------------------------------------------------------------------------------------------------------------------------------------|
| <b>Syntax</b>                   | <pre>embedded-rp {<br/>  group-ranges {<br/>    destination-ip-prefix &lt;/prefix-length&gt;;<br/>  }<br/>  maximum-rps limit;<br/>}</pre>                                                                                                                                                                                            |
| <b>Hierarchy Level</b>          | <p>[edit logical-systems <i>logical-system-name</i> protocols pim <b>rp</b>],<br/>[edit logical-systems <i>logical-system-name</i> routing-instances <i>routing-instance-name</i> protocols pim <b>rp</b>],<br/>[edit protocols pim <b>rp</b>],<br/>[edit routing-instances <i>routing-instance-name</i> protocols pim <b>rp</b>]</p> |
| <b>Release Information</b>      | <p>Statement introduced before Junos OS Release 7.4.<br/>Statement introduced in Junos OS Release 9.0 for EX Series switches.<br/>Statement introduced in Junos OS Release 11.3 for the QFX Series.<br/>Statement introduced in Junos OS Release 14.1X53-D20 for the OCX Series.</p>                                                  |
| <b>Description</b>              | <p>Configure properties for embedded IP version 6 (IPv6) RPs.</p> <p>The remaining statements are explained separately.</p>                                                                                                                                                                                                           |
| <b>Required Privilege Level</b> | <p>routing—To view this statement in the configuration.<br/>routing-control—To add this statement to the configuration.</p>                                                                                                                                                                                                           |
| <b>Related Documentation</b>    | <ul style="list-style-type: none"><li>• <i>Configuring PIM Embedded RP for IPv6</i></li></ul>                                                                                                                                                                                                                                         |

## export (Protocols PIM Bootstrap)

|                                 |                                                                                                                                                                                                                                                                                                                                                                                                                                                                                                                    |
|---------------------------------|--------------------------------------------------------------------------------------------------------------------------------------------------------------------------------------------------------------------------------------------------------------------------------------------------------------------------------------------------------------------------------------------------------------------------------------------------------------------------------------------------------------------|
| <b>Syntax</b>                   | <code>export [ <i>policy-names</i> ];</code>                                                                                                                                                                                                                                                                                                                                                                                                                                                                       |
| <b>Hierarchy Level</b>          | <p>[edit logical-systems <i>logical-system-name</i> protocols pim <a href="#">rp bootstrap family</a> (inet   inet6)],</p> <p>[edit logical-systems <i>logical-system-name</i> routing-instances <i>routing-instance-name</i> protocols pim <a href="#">rp bootstrap family</a> (inet   inet6)],</p> <p>[edit protocols pim <a href="#">rp bootstrap family</a> (inet   inet6)],</p> <p>[edit routing-instances <i>routing-instance-name</i> protocols pim <a href="#">rp bootstrap family</a> (inet   inet6)]</p> |
| <b>Release Information</b>      | <p>Statement introduced in Junos OS Release 7.6.</p> <p>Statement introduced in Junos OS Release 9.0 for EX Series switches.</p> <p>Statement introduced in Junos OS Release 11.3 for the QFX Series.</p> <p>Statement introduced in Junos OS Release 14.1X53-D20 for the OCX Series.</p>                                                                                                                                                                                                                          |
| <b>Description</b>              | Apply one or more export policies to control outgoing PIM bootstrap messages.                                                                                                                                                                                                                                                                                                                                                                                                                                      |
| <b>Options</b>                  | <i>policy-names</i> —Name of one or more import policies.                                                                                                                                                                                                                                                                                                                                                                                                                                                          |
| <b>Required Privilege Level</b> | <p>routing—To view this statement in the configuration.</p> <p>routing-control—To add this statement to the configuration.</p>                                                                                                                                                                                                                                                                                                                                                                                     |
| <b>Related Documentation</b>    | <ul style="list-style-type: none"> <li>• <i>Configuring PIM Bootstrap Properties for IPv4</i></li> <li>• <i>Configuring PIM Bootstrap Properties for IPv4 or IPv6</i></li> <li>• <a href="#">import (Protocols PIM Bootstrap) on page 180</a></li> </ul>                                                                                                                                                                                                                                                           |

## export (Protocols PIM)

---

|                                 |                                                                                                                                                                                                                                                                                     |
|---------------------------------|-------------------------------------------------------------------------------------------------------------------------------------------------------------------------------------------------------------------------------------------------------------------------------------|
| <b>Syntax</b>                   | export [ <i>policy-names</i> ];                                                                                                                                                                                                                                                     |
| <b>Hierarchy Level</b>          | [edit logical-systems <i>logical-system-name</i> protocols pim],<br>[edit logical-systems <i>logical-system-name</i> routing-instances <i>routing-instance-name</i> protocols pim],<br>[edit protocols pim],<br>[edit routing-instances <i>routing-instance-name</i> protocols pim] |
| <b>Release Information</b>      | Statement introduced in Junos OS Release 9.6.<br>Statement introduced in Junos OS Release 11.3 for the QFX Series.<br>Statement introduced in Junos OS Release 14.1X53-D20 for the OCX Series.                                                                                      |
| <b>Description</b>              | Apply one or more export policies to control outgoing PIM join and prune messages. PIM join and prune filters can be applied to PIM-SM and PIM-SSM messages. PIM join and prune filters cannot be applied to PIM-DM messages.                                                       |
| <b>Required Privilege Level</b> | view-level—To view this statement in the configuration.<br>control-level—To add this statement to the configuration.                                                                                                                                                                |
| <b>Related Documentation</b>    | <ul style="list-style-type: none"><li>• <a href="#">Filtering Outgoing PIM Join Messages on page 68</a></li></ul>                                                                                                                                                                   |



## family (Bootstrap)

|                                 |                                                                                                                                                                                                                                                                                                                                                                                        |
|---------------------------------|----------------------------------------------------------------------------------------------------------------------------------------------------------------------------------------------------------------------------------------------------------------------------------------------------------------------------------------------------------------------------------------|
| <b>Syntax</b>                   | <pre>family (inet   inet6) {     export [ policy-names ];     import [ policy-names ];     priority number; }</pre>                                                                                                                                                                                                                                                                    |
| <b>Hierarchy Level</b>          | <p>[edit logical-systems <i>logical-system-name</i> protocols pim <b>rp bootstrap</b>],</p> <p>[edit logical-systems <i>logical-system-name</i> routing-instances <i>routing-instance-name</i> protocols pim <b>rp bootstrap</b>],</p> <p>[edit protocols pim <b>rp bootstrap</b>],</p> <p>[edit routing-instances <i>routing-instance-name</i> protocols pim <b>rp bootstrap</b>]</p> |
| <b>Release Information</b>      | <p>Statement introduced in Junos OS Release 7.6.</p> <p>Statement introduced in Junos OS Release 9.0 for EX Series switches.</p> <p>Statement introduced in Junos OS Release 11.3 for the QFX Series.</p> <p>Statement introduced in Junos OS Release 14.1X53-D20 for the OCX Series.</p>                                                                                              |
| <b>Description</b>              | Configure which IP protocol type bootstrap properties to apply.                                                                                                                                                                                                                                                                                                                        |
| <b>Options</b>                  | <p><b>inet</b>—Apply IP version 4 (IPv4) local RP properties.</p> <p><b>inet6</b>—Apply IPv6 local RP properties.</p> <p>The remaining statements are explained separately.</p>                                                                                                                                                                                                        |
| <b>Required Privilege Level</b> | <p>routing—To view this statement in the configuration.</p> <p>routing-control—To add this statement to the configuration.</p>                                                                                                                                                                                                                                                         |
| <b>Related Documentation</b>    | <ul style="list-style-type: none"> <li>• <i>Configuring PIM Bootstrap Properties for IPv4</i></li> <li>• <i>Configuring PIM Bootstrap Properties for IPv4 or IPv6</i></li> </ul>                                                                                                                                                                                                       |

## family (Protocols PIM)

---

|                              |                                                                                                                                                                                                                                                                                                                                                                                              |
|------------------------------|----------------------------------------------------------------------------------------------------------------------------------------------------------------------------------------------------------------------------------------------------------------------------------------------------------------------------------------------------------------------------------------------|
| <b>Syntax</b>                | family (inet   inet6) {<br>disable;<br>}                                                                                                                                                                                                                                                                                                                                                     |
| <b>Hierarchy Level</b>       | [edit logical-systems <i>logical-system-name</i> protocols pim],<br>[edit logical-systems <i>logical-system-name</i> routing-instances <i>routing-instance-name</i> protocols pim],<br>[edit protocols pim],<br>[edit routing-instances <i>routing-instance-name</i> protocols pim],<br>[edit routing-instances <i>routing-instance-name</i> protocols pim interface <i>interface-name</i> ] |
| <b>Release Information</b>   | Statement introduced in Junos OS Release 9.6.<br>Statement introduced in Junos OS 11.3 for the QFX Series.                                                                                                                                                                                                                                                                                   |
| <b>Description</b>           | Enable the PIM protocol for the specified family.                                                                                                                                                                                                                                                                                                                                            |
| <b>Options</b>               | <b>inet</b> —Enable the PIM protocol for the IP version 4 (IPv4) address family.<br><br><b>inet6</b> —Enable the PIM protocol for the IP version 6 (IPv6) address family.<br><br>The remaining statement is explained separately.                                                                                                                                                            |
| <b>Related Documentation</b> | <ul style="list-style-type: none"><li>• <a href="#">Disabling PIM on page 11</a></li><li>• <i>disable (PIM Graceful Restart)</i></li><li>• <a href="#">disable (PIM) on page 168</a></li></ul>                                                                                                                                                                                               |

## family (Local RP)

|                                 |                                                                                                                                                                                                                                                                                                                                                                        |
|---------------------------------|------------------------------------------------------------------------------------------------------------------------------------------------------------------------------------------------------------------------------------------------------------------------------------------------------------------------------------------------------------------------|
| <b>Syntax</b>                   | <pre> family (inet   inet6) {     disable;     address address;     anycast-pim {         local-address address;         rp-set {             address address &lt;forward-msdp-sa&gt;;         }     }     group-ranges {         destination-ip-prefix &lt;/prefix-length&gt;;     }     hold-time seconds;     override;     priority number; } </pre>               |
| <b>Hierarchy Level</b>          | <p>[edit logical-systems <i>logical-system-name</i> protocols pim <b>rp local</b>],</p> <p>[edit logical-systems <i>logical-system-name</i> routing-instances <i>routing-instance-name</i> protocols pim <b>rp local</b>],</p> <p>[edit protocols pim <b>rp local</b>],</p> <p>[edit routing-instances <i>routing-instance-name</i> protocols pim <b>rp local</b>]</p> |
| <b>Release Information</b>      | <p>Statement introduced before Junos OS Release 7.4.</p> <p>Statement introduced in Junos OS Release 9.0 for EX Series switches.</p> <p>Statement introduced in Junos OS Release 11.3 for the QFX Series.</p> <p>Statement introduced in Junos OS Release 14.1X53-D20 for the OCX Series.</p>                                                                          |
| <b>Description</b>              | Configure which IP protocol type local RP properties to apply.                                                                                                                                                                                                                                                                                                         |
| <b>Options</b>                  | <p><b>inet</b>—Apply IP version 4 (IPv4) local RP properties.</p> <p><b>inet6</b>—Apply IPv6 local RP properties.</p> <p>The remaining statements are explained separately.</p>                                                                                                                                                                                        |
| <b>Required Privilege Level</b> | <p>routing—To view this statement in the configuration.</p> <p>routing-control—To add this statement to the configuration.</p>                                                                                                                                                                                                                                         |
| <b>Related Documentation</b>    | <ul style="list-style-type: none"> <li>• <a href="#">Configuring Local PIM RPs on page 45</a></li> </ul>                                                                                                                                                                                                                                                               |

## group (RPF Selection)

---

|                                 |                                                                                                                                                                                              |
|---------------------------------|----------------------------------------------------------------------------------------------------------------------------------------------------------------------------------------------|
| <b>Syntax</b>                   | <pre>group group-address{   source source-address {     next-hop next-hop-address;   }   wildcard-source {     next-hop next-hop-address;   } }</pre>                                        |
| <b>Hierarchy Level</b>          | [edit routing-instances <i>routing-instance-name</i> edit protocols pim rpf-selection]                                                                                                       |
| <b>Release Information</b>      | Statement introduced in JUNOS Release 10.4.<br>Statement introduced in Junos OS Release 11.3 for the QFX Series.<br>Statement introduced in Junos OS Release 14.1X53-D20 for the OCX Series. |
| <b>Description</b>              | Configure the PIM group address for which you configure RPF selection <a href="#">group (RPF Selection)</a> .                                                                                |
| <b>Default</b>                  | By default, PIM RPF selection is not configured.                                                                                                                                             |
| <b>Options</b>                  | <b>group-address</b> —PIM group address for which you configure RPF selection.                                                                                                               |
| <b>Required Privilege Level</b> | view-level—To view this statement in the configuration.<br>control-level—To add this statement to the configuration.                                                                         |
| <b>Related Documentation</b>    | <ul style="list-style-type: none"><li>• <i>Example: Configuring PIM RPF Selection</i></li></ul>                                                                                              |

## group-ranges

|                                 |                                                                                                                                                                                                                                                                                                                                                                                                                                                                                                                                                                                                                                                                                                                                                                                                                                                                                                                                                                                                                                                                                                                                                                                                                                                                                                              |
|---------------------------------|--------------------------------------------------------------------------------------------------------------------------------------------------------------------------------------------------------------------------------------------------------------------------------------------------------------------------------------------------------------------------------------------------------------------------------------------------------------------------------------------------------------------------------------------------------------------------------------------------------------------------------------------------------------------------------------------------------------------------------------------------------------------------------------------------------------------------------------------------------------------------------------------------------------------------------------------------------------------------------------------------------------------------------------------------------------------------------------------------------------------------------------------------------------------------------------------------------------------------------------------------------------------------------------------------------------|
| <b>Syntax</b>                   | <pre>group-ranges {   destination-ip-prefix&lt;/prefix-length&gt;; }</pre>                                                                                                                                                                                                                                                                                                                                                                                                                                                                                                                                                                                                                                                                                                                                                                                                                                                                                                                                                                                                                                                                                                                                                                                                                                   |
| <b>Hierarchy Level</b>          | <p>[edit logical-systems <i>logical-system-name</i> protocols pim rp bidirectional address <i>address</i>],</p> <p>[edit logical-systems <i>logical-system-name</i> protocols pim <a href="#">rp embedded-rp</a>],</p> <p>[edit logical-systems <i>logical-system-name</i> routing-instances <i>instance-name</i> protocols pim rp bidirectional address <i>address</i>],</p> <p>[edit logical-systems <i>logical-system-name</i> routing-instances <i>routing-instance-name</i> protocols pim <a href="#">rp embedded-rp</a>],</p> <p>[edit protocols pim rp bidirectional address <i>address</i>],</p> <p>[edit protocols pim <a href="#">rp embedded-rp</a>],</p> <p>[edit protocols pim <a href="#">rp local family</a> (inet   inet6)],</p> <p>[edit protocols pim <a href="#">rp static address</a> <i>address</i>],</p> <p>[edit routing-instances <i>instance-name</i> protocols pim rp bidirectional address <i>address</i>],</p> <p>[edit routing-instances <i>routing-instance-name</i> protocols pim <a href="#">rp embedded-rp</a>],</p> <p>[edit routing-instances <i>routing-instance-name</i> protocols pim <a href="#">rp local family</a> (inet   inet6)],</p> <p>[edit routing-instances <i>routing-instance-name</i> protocols pim <a href="#">rp static address</a> <i>address</i>]</p> |
| <b>Release Information</b>      | <p>Statement introduced before Junos OS Release 7.4.</p> <p>Statement introduced in Junos OS Release 9.0 for EX Series switches.</p> <p>Statement introduced in Junos OS Release 11.3 for the QFX Series.</p> <p>Statement introduced in Junos OS Release 14.1X53-D20 for the OCX Series.</p> <p>Support for bidirectional RP addresses introduced in Junos OS Release 12.1.</p> <p>Statement introduced in Junos OS Release 13.3 for the PTX5000 router.</p>                                                                                                                                                                                                                                                                                                                                                                                                                                                                                                                                                                                                                                                                                                                                                                                                                                                |
| <b>Description</b>              | Configure the address ranges of the multicast groups for which this routing device can be a rendezvous point (RP).                                                                                                                                                                                                                                                                                                                                                                                                                                                                                                                                                                                                                                                                                                                                                                                                                                                                                                                                                                                                                                                                                                                                                                                           |
| <b>Default</b>                  | The routing device is eligible to be the RP for all IPv4 or IPv6 groups (224.0.0.0/4 or FF70::/12 to FFF0::/12).                                                                                                                                                                                                                                                                                                                                                                                                                                                                                                                                                                                                                                                                                                                                                                                                                                                                                                                                                                                                                                                                                                                                                                                             |
| <b>Options</b>                  | <i>destination-ip-prefix&lt;/prefix-length&gt;</i> —Addresses or address ranges for which this routing device can be an RP.                                                                                                                                                                                                                                                                                                                                                                                                                                                                                                                                                                                                                                                                                                                                                                                                                                                                                                                                                                                                                                                                                                                                                                                  |
| <b>Required Privilege Level</b> | <p>routing—To view this statement in the configuration.</p> <p>routing-control—To add this statement to the configuration.</p>                                                                                                                                                                                                                                                                                                                                                                                                                                                                                                                                                                                                                                                                                                                                                                                                                                                                                                                                                                                                                                                                                                                                                                               |
| <b>Related Documentation</b>    | <ul style="list-style-type: none"> <li>• <a href="#">Configuring Local PIM RPs on page 45</a></li> <li>• <a href="#">Configuring PIM Embedded RP for IPv6</a></li> <li>• <a href="#">Example: Configuring Bidirectional PIM</a></li> </ul>                                                                                                                                                                                                                                                                                                                                                                                                                                                                                                                                                                                                                                                                                                                                                                                                                                                                                                                                                                                                                                                                   |

## hello-interval (Protocols PIM)

---

|                                 |                                                                                                                                                                                                                                                                                                                                                                                                                            |
|---------------------------------|----------------------------------------------------------------------------------------------------------------------------------------------------------------------------------------------------------------------------------------------------------------------------------------------------------------------------------------------------------------------------------------------------------------------------|
| <b>Syntax</b>                   | hello-interval <i>seconds</i> ;                                                                                                                                                                                                                                                                                                                                                                                            |
| <b>Hierarchy Level</b>          | [edit logical-systems <i>logical-system-name</i> protocols pim interface <i>interface-name</i> ],<br>[edit logical-systems <i>logical-system-name</i> routing-instances <i>routing-instance-name</i> protocols<br>pim interface <i>interface-name</i> ],<br>[edit protocols pim interface <i>interface-name</i> ],<br>[edit routing-instances <i>routing-instance-name</i> protocols pim interface <i>interface-name</i> ] |
| <b>Release Information</b>      | Statement introduced before Junos OS Release 7.4.<br>Statement introduced in Junos OS Release 9.0 for EX Series switches.<br>Statement introduced in Junos OS Release 11.3 for the QFX Series.<br>Statement introduced in Junos OS Release 14.1X53-D20 for the OCX Series.                                                                                                                                                 |
| <b>Description</b>              | Specify how often the routing device sends PIM hello packets out of an interface.                                                                                                                                                                                                                                                                                                                                          |
| <b>Options</b>                  | <b><i>seconds</i></b> —Length of time between PIM hello packets.<br><b>Range:</b> 0 through 255<br><b>Default:</b> 30 seconds                                                                                                                                                                                                                                                                                              |
| <b>Required Privilege Level</b> | routing—To view this statement in the configuration.<br>routing-control—To add this statement to the configuration.                                                                                                                                                                                                                                                                                                        |
| <b>Related Documentation</b>    | <ul style="list-style-type: none"><li>• <a href="#">hold-time on page 179</a></li><li>• <a href="#">Modifying the PIM Hello Interval on page 7</a></li></ul>                                                                                                                                                                                                                                                               |

## hold-time (Protocols PIM)

|                                 |                                                                                                                                                                                                                                                                                                                                                                                                                                                                                                                                                                                                                                                                                            |
|---------------------------------|--------------------------------------------------------------------------------------------------------------------------------------------------------------------------------------------------------------------------------------------------------------------------------------------------------------------------------------------------------------------------------------------------------------------------------------------------------------------------------------------------------------------------------------------------------------------------------------------------------------------------------------------------------------------------------------------|
| <b>Syntax</b>                   | <code>hold-time seconds;</code>                                                                                                                                                                                                                                                                                                                                                                                                                                                                                                                                                                                                                                                            |
| <b>Hierarchy Level</b>          | <p>[edit logical-systems <i>logical-system-name</i> protocols pim rp bidirectional address <i>address</i>],<br/>         [edit logical-systems <i>logical-system-name</i> routing-instances <i>instance-name</i> protocols pim<br/>             rp bidirectional address <i>address</i>],<br/>         [edit protocols pim rp bidirectional address <i>address</i>],<br/>         [edit protocols pim <b>rp local family</b> (inet   inet6)],<br/>         [edit routing-instances <i>instance-name</i> protocols pim rp bidirectional address <i>address</i>],<br/>         [edit routing-instances <i>routing-instance-name</i> protocols pim <b>rp local family</b> (inet   inet6)]</p> |
| <b>Release Information</b>      | <p>Statement introduced before Junos OS Release 7.4.<br/>         Statement introduced in Junos OS Release 9.0 for EX Series switches.<br/>         Statement introduced in Junos OS Release 11.3 for the QFX Series.<br/>         Statement introduced in Junos OS Release 14.1X53-D20 for the OCX Series.<br/>         Support for bidirectional RP addresses introduced in Junos OS Release 12.1.<br/>         Statement introduced in Junos OS Release 13.3 for the PTX5000 router.</p>                                                                                                                                                                                                |
| <b>Description</b>              | Specify the time period for which a neighbor is to consider the sending routing device (this routing device) to be operative (up).                                                                                                                                                                                                                                                                                                                                                                                                                                                                                                                                                         |
| <b>Options</b>                  | <p><b>seconds</b>—Hold time.<br/> <b>Range:</b> 0 through 255<br/> <b>Default:</b> 150 seconds</p>                                                                                                                                                                                                                                                                                                                                                                                                                                                                                                                                                                                         |
| <b>Required Privilege Level</b> | <p>routing—To view this statement in the configuration.<br/>         routing-control—To add this statement to the configuration.</p>                                                                                                                                                                                                                                                                                                                                                                                                                                                                                                                                                       |
| <b>Related Documentation</b>    | <ul style="list-style-type: none"> <li>• <a href="#">Configuring Local PIM RPs on page 45</a> in the <i>Multicast Protocols Feature Guide for Routing Devices</i></li> <li>• <i>Example: Configuring Bidirectional PIM</i></li> </ul>                                                                                                                                                                                                                                                                                                                                                                                                                                                      |

## import (Protocols PIM Bootstrap)

---

|                                 |                                                                                                                                                                                                                                                                                                                                                                                                                                                                                                         |
|---------------------------------|---------------------------------------------------------------------------------------------------------------------------------------------------------------------------------------------------------------------------------------------------------------------------------------------------------------------------------------------------------------------------------------------------------------------------------------------------------------------------------------------------------|
| <b>Syntax</b>                   | <code>import [ <i>policy-names</i> ];</code>                                                                                                                                                                                                                                                                                                                                                                                                                                                            |
| <b>Hierarchy Level</b>          | <code>[edit logical-systems <i>logical-system-name</i> protocols pim <b>rp bootstrap</b> (inet   inet6)],</code><br><code>[edit logical-systems <i>logical-system-name</i> routing-instances <i>routing-instance-name</i> protocols</code><br><code>    pim <b>rp bootstrap</b> (inet   inet6)],</code><br><code>[edit protocols pim <b>rp bootstrap</b> (inet   inet6)],</code><br><code>[edit routing-instances <i>routing-instance-name</i> protocols pim <b>rp bootstrap</b> (inet   inet6)]</code> |
| <b>Release Information</b>      | Statement introduced in Junos OS Release 7.6.<br>Statement introduced in Junos OS Release 9.0 for EX Series switches.<br>Statement introduced in Junos OS Release 11.3 for the QFX Series.<br>Statement introduced in Junos OS Release 14.1X53-D20 for the OCX Series.                                                                                                                                                                                                                                  |
| <b>Description</b>              | Apply one or more import policies to control incoming PIM bootstrap messages.                                                                                                                                                                                                                                                                                                                                                                                                                           |
| <b>Options</b>                  | <i>policy-names</i> —Name of one or more import policies.                                                                                                                                                                                                                                                                                                                                                                                                                                               |
| <b>Required Privilege Level</b> | routing—To view this statement in the configuration.<br>routing-control—To add this statement to the configuration.                                                                                                                                                                                                                                                                                                                                                                                     |
| <b>Related Documentation</b>    | <ul style="list-style-type: none"><li>• <i>Configuring PIM Bootstrap Properties for IPv4</i></li><li>• <i>Configuring PIM Bootstrap Properties for IPv4 or IPv6</i></li><li>• <a href="#">export (Protocols PIM Bootstrap) on page 171</a></li></ul>                                                                                                                                                                                                                                                    |



## import (Protocols PIM)

---

|                                 |                                                                                                                                                                                                                                                                                                        |
|---------------------------------|--------------------------------------------------------------------------------------------------------------------------------------------------------------------------------------------------------------------------------------------------------------------------------------------------------|
| <b>Syntax</b>                   | <code>import [ <i>policy-names</i> ];</code>                                                                                                                                                                                                                                                           |
| <b>Hierarchy Level</b>          | <p>[edit logical-systems <i>logical-system-name</i> protocols pim],</p> <p>[edit logical-systems <i>logical-system-name</i> routing-instances <i>routing-instance-name</i> protocols pim],</p> <p>[edit protocols pim],</p> <p>[edit routing-instances <i>routing-instance-name</i> protocols pim]</p> |
| <b>Release Information</b>      | <p>Statement introduced before Junos OS Release 7.4.</p> <p>Statement introduced in Junos OS Release 9.0 for EX Series switches.</p> <p>Statement introduced in Junos OS Release 11.3 for the QFX Series.</p> <p>Statement introduced in Junos OS Release 14.1X53-D20 for the OCX Series.</p>          |
| <b>Description</b>              | Apply one or more policies to routes being imported into the routing table from PIM. Use the <b>import</b> statement to filter PIM join messages and prevent them from entering the network.                                                                                                           |
| <b>Options</b>                  | <i>policy-names</i> —Name of one or more policies.                                                                                                                                                                                                                                                     |
| <b>Required Privilege Level</b> | <p>routing—To view this statement in the configuration.</p> <p>routing-control—To add this statement to the configuration.</p>                                                                                                                                                                         |
| <b>Related Documentation</b>    | <ul style="list-style-type: none"> <li>• <a href="#">Filtering Incoming PIM Join Messages on page 69</a></li> </ul>                                                                                                                                                                                    |

## infinity

---

|                                 |                                                                                                                                                                                                                                                                                                                                                                                                                 |
|---------------------------------|-----------------------------------------------------------------------------------------------------------------------------------------------------------------------------------------------------------------------------------------------------------------------------------------------------------------------------------------------------------------------------------------------------------------|
| <b>Syntax</b>                   | <code>infinity [ <i>policy-names</i> ];</code>                                                                                                                                                                                                                                                                                                                                                                  |
| <b>Hierarchy Level</b>          | [edit logical-systems <i>logical-system-name</i> protocols pim <a href="#">spt-threshold</a> ],<br>[edit logical-systems <i>logical-system-name</i> routing-instances <i>routing-instance-name</i> protocols pim <a href="#">spt-threshold</a> ],<br>[edit protocols pim <a href="#">spt-threshold</a> ],<br>[edit routing-instances <i>routing-instance-name</i> protocols pim <a href="#">spt-threshold</a> ] |
| <b>Release Information</b>      | Statement introduced in Junos OS Release 8.0.<br>Statement introduced in Junos OS Release 9.0 for EX Series switches.<br>Statement introduced in Junos OS Release 11.3 for the QFX Series.<br>Statement introduced in Junos OS Release 14.1X53-D20 for the OCX Series.                                                                                                                                          |
| <b>Description</b>              | Apply one or more policies to set the SPT threshold to infinity for a source-group address pair. Use the <b>infinity</b> statement to prevent the last-hop routing device from transitioning from the RPT rooted at the RP to an SPT rooted at the source for that source-group address pair.                                                                                                                   |
| <b>Options</b>                  | <i>policy-names</i> —Name of one or more policies.                                                                                                                                                                                                                                                                                                                                                              |
| <b>Required Privilege Level</b> | routing—To view this statement in the configuration.<br>routing-control—To add this statement to the configuration.                                                                                                                                                                                                                                                                                             |
| <b>Related Documentation</b>    | <ul style="list-style-type: none"><li>• <a href="#">Example: Configuring the PIM SPT Threshold Policy on page 84</a></li></ul>                                                                                                                                                                                                                                                                                  |

## interface

|                                 |                                                                                                                                                                                                                                                                                                                                                                                                                                                                      |
|---------------------------------|----------------------------------------------------------------------------------------------------------------------------------------------------------------------------------------------------------------------------------------------------------------------------------------------------------------------------------------------------------------------------------------------------------------------------------------------------------------------|
| <b>Syntax</b>                   | <pre> <b>interface</b> (all   <i>interface-name</i>) {   <b>disable</b>;   family (inet   inet6) {     <b>disable</b>;   }   <b>hello-interval</b> <i>seconds</i>;   mode (dense   sparse   sparse-dense);   <b>neighbor-policy</b> [ <i>policy-names</i> ];   <b>override-interval</b> <i>milliseconds</i>;   <b>priority</b> <i>number</i>;   <b>propagation-delay</b> <i>milliseconds</i>;   <b>reset-tracking-bit</b>;   <b>version</b> <i>version</i>; } </pre> |
| <b>Hierarchy Level</b>          | [edit protocols pim],<br>[edit routing-instances <i>routing-instance-name</i> protocols pim]                                                                                                                                                                                                                                                                                                                                                                         |
| <b>Release Information</b>      | Statement introduced in Junos OS Release 11.3 for the QFX Series.<br>Statement introduced in Junos OS Release 14.1X53-D20 for the OCX Series.                                                                                                                                                                                                                                                                                                                        |
| <b>Description</b>              | Enable PIM on an interface and configure interface-specific properties.                                                                                                                                                                                                                                                                                                                                                                                              |
| <b>Options</b>                  | <p><b><i>interface-name</i></b>—Name of the interface. Specify the full interface name, including the physical and logical address components. To configure all interfaces, you can specify <b>all</b>.</p> <p>The remaining statements are explained separately.</p>                                                                                                                                                                                                |
| <b>Required Privilege Level</b> | routing—To view this statement in the configuration.<br>routing-control—To add this statement to the configuration.                                                                                                                                                                                                                                                                                                                                                  |
| <b>Related Documentation</b>    | <ul style="list-style-type: none"> <li>• <a href="#">PIM on Aggregated Interfaces on page 7</a></li> </ul>                                                                                                                                                                                                                                                                                                                                                           |

## join-load-balance

---

|                                 |                                                                                                                                                                                                                                                                                     |
|---------------------------------|-------------------------------------------------------------------------------------------------------------------------------------------------------------------------------------------------------------------------------------------------------------------------------------|
| <b>Syntax</b>                   | <pre>join-load-balance {<br/>    automatic;<br/>}</pre>                                                                                                                                                                                                                             |
| <b>Hierarchy Level</b>          | [edit logical-systems <i>logical-system-name</i> protocols pim],<br>[edit logical-systems <i>logical-system-name</i> routing-instances <i>routing-instance-name</i> protocols pim],<br>[edit protocols pim],<br>[edit routing-instances <i>routing-instance-name</i> protocols pim] |
| <b>Release Information</b>      | Statement introduced in Junos OS Release 9.0.<br>Statement introduced in Junos OS Release 9.0 for EX Series switches.<br>Statement introduced in Junos OS Release 11.3 for the QFX Series.<br>Statement introduced in Junos OS Release 14.1X53-D20 for the OCX Series.              |
| <b>Description</b>              | Enable load balancing of PIM join messages across interfaces and routing devices.                                                                                                                                                                                                   |
| <b>Options</b>                  | <b>automatic</b> —Enables automatic load balancing of PIM join messages. When a new interface or neighbor is introduced into the network, ECMP joins are redistributed with minimal disruption to traffic.                                                                          |
| <b>Required Privilege Level</b> | routing—To view this statement in the configuration.<br>routing-control—To add this statement to the configuration.                                                                                                                                                                 |
| <b>Related Documentation</b>    | <ul style="list-style-type: none"><li>• <i>Example: Configuring PIM Make-Before-Break Join Load Balancing</i></li><li>• <i>Configuring PIM Join Load Balancing</i></li><li>• <i>clear pim join-distribution</i></li></ul>                                                           |

## join-prune-timeout

|                                 |                                                                                                                                                                                                                                                                                     |
|---------------------------------|-------------------------------------------------------------------------------------------------------------------------------------------------------------------------------------------------------------------------------------------------------------------------------------|
| <b>Syntax</b>                   | <code>join-prune-timeout <i>seconds</i>;</code>                                                                                                                                                                                                                                     |
| <b>Hierarchy Level</b>          | [edit logical-systems <i>logical-system-name</i> protocols pim],<br>[edit logical-systems <i>logical-system-name</i> routing-instances <i>routing-instance-name</i> protocols pim],<br>[edit protocols pim],<br>[edit routing-instances <i>routing-instance-name</i> protocols pim] |
| <b>Release Information</b>      | Statement introduced in Junos OS Release 8.4.<br>Statement introduced in Junos OS Release 11.3 for the QFX Series.<br>Statement introduced in Junos OS Release 14.1X53-D20 for the OCX Series.                                                                                      |
| <b>Description</b>              | Configure the timeout for the join state. If the periodic join refresh message is not received before the timeout expires, the join state is removed.                                                                                                                               |
| <b>Options</b>                  | <b>seconds</b> —Number of seconds to wait for the periodic join message to arrive.<br><b>Range:</b> 210 through 240 seconds<br><b>Default:</b> 210 seconds                                                                                                                          |
| <b>Required Privilege Level</b> | routing—To view this statement in the configuration.<br>routing-control—To add this statement to the configuration.                                                                                                                                                                 |
| <b>Related Documentation</b>    | <ul style="list-style-type: none"> <li>• <i>Modifying the Join State Timeout</i></li> </ul>                                                                                                                                                                                         |

## key-chain (Protocols PIM)

---

|                                 |                                                                                                                                                                                                                                                                                                |
|---------------------------------|------------------------------------------------------------------------------------------------------------------------------------------------------------------------------------------------------------------------------------------------------------------------------------------------|
| <b>Syntax</b>                   | <code>key-chain <i>key-chain-name</i>;</code>                                                                                                                                                                                                                                                  |
| <b>Hierarchy Level</b>          | [edit protocols pim interface <i>interface-name</i> family {inet   inet6} bfd-liveness-detection authentication],<br>[edit routing-instances <i>routing-instance-name</i> protocols pim interface <i>interface-name</i> family {inet   inet6} bfd-liveness-detection authentication]           |
| <b>Release Information</b>      | Statement introduced in Junos OS Release 9.6.<br>Statement introduced in Junos OS Release 12.1 for the QFX Series.<br>Statement modified in Junos OS Release 12.2 to include <b>family</b> in the hierarchy level.<br>Statement introduced in Junos OS Release 14.1X53-D20 for the OCX Series. |
| <b>Description</b>              | Specify the security keychain to use for BFD authentication.                                                                                                                                                                                                                                   |
| <b>Options</b>                  | <b><i>key-chain-name</i></b> —Name of the security keychain to use for BFD authentication. The name is a unique integer between <b>0</b> and <b>63</b> . This must match one of the keychains in the <b>authentication-key-chains</b> statement at the <b>[edit security]</b> hierarchy level. |
| <b>Required Privilege Level</b> | routing—To view this statement in the configuration.<br>routing-control—To add this statement to the configuration.                                                                                                                                                                            |
| <b>Related Documentation</b>    | <ul style="list-style-type: none"><li>• <a href="#">Configuring BFD Authentication for PIM on page 17</a></li><li>• <a href="#">Understanding Bidirectional Forwarding Detection Authentication for PIM authentication on page 159</a></li></ul>                                               |

## local

|                                 |                                                                                                                                                                                                                                                                                                                                                                                                                                                                                                                   |
|---------------------------------|-------------------------------------------------------------------------------------------------------------------------------------------------------------------------------------------------------------------------------------------------------------------------------------------------------------------------------------------------------------------------------------------------------------------------------------------------------------------------------------------------------------------|
| <b>Syntax</b>                   | <pre> local {   disable;   address address;   family (inet   inet6) {     disable;     address address;     anycast-pim {       local-address address;       rp-set {         address address &lt;forward-msdp-sa&gt;;       }     }     group-ranges {       destination-ip-prefix&lt;/prefix-length&gt;;     }     hold-time seconds;     override;     priority number;   }   group-ranges {     destination-ip-prefix&lt;/prefix-length&gt;;   }   hold-time seconds;   override;   priority number; } </pre> |
| <b>Hierarchy Level</b>          | <p>[edit logical-systems <i>logical-system-name</i> protocols pim <b>rp</b>],</p> <p>[edit logical-systems <i>logical-system-name</i> routing-instances <i>routing-instance-name</i> protocols pim <b>rp</b>],</p> <p>[edit protocols pim <b>rp</b>],</p> <p>[edit routing-instances <i>routing-instance-name</i> protocols pim <b>rp</b>]</p>                                                                                                                                                                    |
| <b>Release Information</b>      | <p>Statement introduced before Junos OS Release 7.4.</p> <p>Statement introduced in Junos OS Release 9.0 for EX Series switches.</p> <p>Statement introduced in Junos OS Release 11.3 for the QFX Series.</p> <p>Statement introduced in Junos OS Release 14.1X53-D20 for the OCX Series.</p>                                                                                                                                                                                                                     |
| <b>Description</b>              | <p>Configure the routing device's RP properties.</p> <p>The remaining statements are explained separately.</p>                                                                                                                                                                                                                                                                                                                                                                                                    |
| <b>Required Privilege Level</b> | <p>routing—To view this statement in the configuration.</p> <p>routing-control—To add this statement to the configuration.</p>                                                                                                                                                                                                                                                                                                                                                                                    |
| <b>Related Documentation</b>    | <ul style="list-style-type: none"> <li>• <a href="#">Configuring Local PIM RPs on page 45</a></li> </ul>                                                                                                                                                                                                                                                                                                                                                                                                          |

## local-address (Protocols PIM)

---

|                                 |                                                                                                                                                                                                                                                                                                                                                                                                                                                                                                                                                                             |
|---------------------------------|-----------------------------------------------------------------------------------------------------------------------------------------------------------------------------------------------------------------------------------------------------------------------------------------------------------------------------------------------------------------------------------------------------------------------------------------------------------------------------------------------------------------------------------------------------------------------------|
| <b>Syntax</b>                   | <code>local-address <i>address</i>;</code>                                                                                                                                                                                                                                                                                                                                                                                                                                                                                                                                  |
| <b>Hierarchy Level</b>          | <code>[edit logical-systems <i>logical-system-name</i> protocols pim <b>rp local family</b> (inet   inet6) <b>anycast-pim</b>],</code><br><code>[edit logical-systems <i>logical-system-name</i> routing-instances <i>routing-instance-name</i> protocols pim <b>rp local family</b> (inet   inet6) <b>anycast-pim</b>],</code><br><code>[edit protocols pim <b>rp local family</b> (inet   inet6) <b>anycast-pim</b>],</code><br><code>[edit routing-instances <i>routing-instance-name</i> protocols pim <b>rp local family</b> (inet   inet6) <b>anycast-pim</b>]</code> |
| <b>Release Information</b>      | Statement introduced in Junos OS Release 7.4.<br>Statement introduced in Junos OS Release 9.0 for EX Series switches.<br>Statement introduced in Junos OS Release 11.3 for the QFX Series.<br>Statement introduced in Junos OS Release 14.1X53-D20 for the OCX Series.                                                                                                                                                                                                                                                                                                      |
| <b>Description</b>              | Configure the routing device local address for the anycast rendezvous point (RP). If this statement is omitted, the router ID is used as this address.                                                                                                                                                                                                                                                                                                                                                                                                                      |
| <b>Options</b>                  | <b><i>address</i></b> —Anycast RP IPv4 or IPv6 address, depending on <b>family</b> configuration.                                                                                                                                                                                                                                                                                                                                                                                                                                                                           |
| <b>Required Privilege Level</b> | <code>routing</code> —To view this statement in the configuration.<br><code>routing-control</code> —To add this statement to the configuration.                                                                                                                                                                                                                                                                                                                                                                                                                             |
| <b>Related Documentation</b>    | <ul style="list-style-type: none"><li>• <a href="#">Example: Configuring PIM Anycast With or Without MSDP on page 52</a></li></ul>                                                                                                                                                                                                                                                                                                                                                                                                                                          |



## loose-check

---

|                                 |                                                                                                                                                                                                                                                                                                                                                                                                                                                                                                                                                                                      |
|---------------------------------|--------------------------------------------------------------------------------------------------------------------------------------------------------------------------------------------------------------------------------------------------------------------------------------------------------------------------------------------------------------------------------------------------------------------------------------------------------------------------------------------------------------------------------------------------------------------------------------|
| <b>Syntax</b>                   | loose-check;                                                                                                                                                                                                                                                                                                                                                                                                                                                                                                                                                                         |
| <b>Hierarchy Level</b>          | [edit protocols pim interface <i>interface-name</i> bfd-liveness-detection authentication],<br>[edit routing-instances <i>routing-instance-name</i> protocols pim interface <i>interface-name</i> bfd-liveness-detection authentication]                                                                                                                                                                                                                                                                                                                                             |
| <b>Release Information</b>      | Statement introduced in Junos OS Release 9.6.<br>Statement introduced in Junos OS Release 12.1 for the QFX Series.<br>Statement introduced in Junos OS Release 14.1X53-D20 for the OCX Series.                                                                                                                                                                                                                                                                                                                                                                                       |
| <b>Description</b>              | <p>Specify loose authentication checking on the BFD session. Use loose authentication for transitional periods only when authentication might not be configured at both ends of the BFD session.</p> <p>By default, strict authentication is enabled and authentication is checked at both ends of each BFD session. Optionally, to smooth migration from nonauthenticated sessions to authenticated sessions, you can configure <i>loose checking</i>. When loose checking is configured, packets are accepted without authentication being checked at each end of the session.</p> |
| <b>Required Privilege Level</b> | routing—To view this statement in the configuration.<br>routing-control—To add this statement to the configuration.                                                                                                                                                                                                                                                                                                                                                                                                                                                                  |
| <b>Related Documentation</b>    | <ul style="list-style-type: none"> <li>• <a href="#">Configuring BFD Authentication for PIM on page 17</a></li> <li>• <a href="#">Understanding Bidirectional Forwarding Detection Authentication for PIM authentication on page 159</a></li> </ul>                                                                                                                                                                                                                                                                                                                                  |

## mapping-agent-election

---

|                                 |                                                                                                                                                                                                                                                                                                                                                                    |
|---------------------------------|--------------------------------------------------------------------------------------------------------------------------------------------------------------------------------------------------------------------------------------------------------------------------------------------------------------------------------------------------------------------|
| <b>Syntax</b>                   | (mapping-agent-election   no-mapping-agent-election);                                                                                                                                                                                                                                                                                                              |
| <b>Hierarchy Level</b>          | [edit logical-systems <i>logical-system-name</i> protocols pim <b>rp auto-rp</b> ],<br>[edit logical-systems <i>logical-system-name</i> routing-instances <i>routing-instance-name</i> protocols<br>pim <b>rp auto-rp</b> ],<br>[edit protocols pim <b>rp auto-rp</b> ],<br>[edit routing-instances <i>routing-instance-name</i> protocols pim <b>rp auto-rp</b> ] |
| <b>Release Information</b>      | Statement introduced in Junos OS Release 7.5.<br>Statement introduced in Junos OS Release 9.0 for EX Series switches.<br>Statement introduced in Junos OS Release 11.3 for the QFX Series.<br>Statement introduced in Junos OS Release 14.1X53-D20 for the OCX Series.                                                                                             |
| <b>Description</b>              | Configure the routing device mapping announcements as a mapping agent.                                                                                                                                                                                                                                                                                             |
| <b>Options</b>                  | <b>mapping-agent-election</b> —Mapping agents do not announce mappings when receiving mapping messages from a higher-addressed mapping agent.<br><br><b>no-mapping-agent-election</b> —Mapping agents always announce mappings and do not perform mapping agent election.<br><br><b>Default:</b> mapping-agent-election                                            |
| <b>Required Privilege Level</b> | routing—To view this statement in the configuration.<br>routing-control—To add this statement to the configuration.                                                                                                                                                                                                                                                |
| <b>Related Documentation</b>    | <ul style="list-style-type: none"><li>• <i>Configuring PIM Auto-RP</i></li></ul>                                                                                                                                                                                                                                                                                   |

## maximum-rps

---

|                                 |                                                                                                                                                                                                                                                                                                                                                                                                                        |
|---------------------------------|------------------------------------------------------------------------------------------------------------------------------------------------------------------------------------------------------------------------------------------------------------------------------------------------------------------------------------------------------------------------------------------------------------------------|
| <b>Syntax</b>                   | <code>maximum-rps <i>limit</i>;</code>                                                                                                                                                                                                                                                                                                                                                                                 |
| <b>Hierarchy Level</b>          | [edit logical-systems <i>logical-system-name</i> protocols pim <a href="#">rp embedded-rp</a> ],<br>[edit logical-systems <i>logical-system-name</i> routing-instances <i>routing-instance-name</i> protocols<br>pim <a href="#">rp embedded-rp</a> ],<br>[edit protocols pim <a href="#">rp embedded-rp</a> ],<br>[edit routing-instances <i>routing-instance-name</i> protocols pim <a href="#">rp embedded-rp</a> ] |
| <b>Release Information</b>      | Statement introduced before Junos OS Release 7.4.<br>Statement introduced in Junos OS Release 9.0 for EX Series switches.<br>Statement introduced in Junos OS Release 11.3 for the QFX Series.<br>Statement introduced in Junos OS Release 14.1X53-D20 for the OCX Series.                                                                                                                                             |
| <b>Description</b>              | Limit the number of RPs that the routing device acknowledges.                                                                                                                                                                                                                                                                                                                                                          |
| <b>Options</b>                  | <i>limit</i> —Number of RPs.<br><b>Range:</b> 1 through 500<br><b>Default:</b> 100                                                                                                                                                                                                                                                                                                                                     |
| <b>Required Privilege Level</b> | routing—To view this statement in the configuration.<br>routing-control—To add this statement to the configuration.                                                                                                                                                                                                                                                                                                    |
| <b>Related Documentation</b>    | <ul style="list-style-type: none"> <li>• <i>Configuring PIM Embedded RP for IPv6</i></li> </ul>                                                                                                                                                                                                                                                                                                                        |

## minimum-interval (PIM BFD Liveness Detection)

---

|                                 |                                                                                                                                                                                                                                                                                                                                                                                                                            |
|---------------------------------|----------------------------------------------------------------------------------------------------------------------------------------------------------------------------------------------------------------------------------------------------------------------------------------------------------------------------------------------------------------------------------------------------------------------------|
| <b>Syntax</b>                   | <code>minimum-interval <i>milliseconds</i>;</code>                                                                                                                                                                                                                                                                                                                                                                         |
| <b>Hierarchy Level</b>          | [edit protocols pim interface <i>interface-name</i> <b>bfd-liveness-detection</b> ],<br>[edit routing-instances <i>routing-instance-name</i> protocols pim interface <i>interface-name</i> <b>bfd-liveness-detection</b> ]                                                                                                                                                                                                 |
| <b>Release Information</b>      | Statement introduced in Junos OS Release 8.1.<br>Statement introduced in Junos OS Release 9.0 for EX Series switches.<br>Statement introduced in Junos OS Release 12.1 for the QFX Series.<br>Statement introduced in Junos OS Release 14.1X53-D20 for the OCX Series.                                                                                                                                                     |
| <b>Description</b>              | Configure the minimum interval after which the local routing device transmits hello packets and then expects to receive a reply from a neighbor with which it has established a BFD session. Optionally, instead of using this statement, you can specify the minimum transmit and receive intervals separately using the <b>transmit-interval</b> <b>minimum-interval</b> and <b>minimum-receive-interval</b> statements. |
| <b>Options</b>                  | <b><i>milliseconds</i></b> —Minimum transmit and receive interval.<br><b>Range:</b> 1 through 255,000 milliseconds                                                                                                                                                                                                                                                                                                         |
| <b>Required Privilege Level</b> | routing—To view this statement in the configuration.<br>routing-control—To add this statement to the configuration.                                                                                                                                                                                                                                                                                                        |
| <b>Related Documentation</b>    | <ul style="list-style-type: none"><li>• <a href="#">Configuring BFD for PIM on page 15</a></li></ul>                                                                                                                                                                                                                                                                                                                       |

## minimum-interval (PIM BFD Transmit Interval)

|                            |                                                                                                                                                                                                                                                                                                                                                                                                     |
|----------------------------|-----------------------------------------------------------------------------------------------------------------------------------------------------------------------------------------------------------------------------------------------------------------------------------------------------------------------------------------------------------------------------------------------------|
| <b>Syntax</b>              | <code>minimum-interval <i>milliseconds</i>;</code>                                                                                                                                                                                                                                                                                                                                                  |
| <b>Hierarchy Level</b>     | [edit protocols pim interface <i>interface-name</i> bfd-liveness-detection transmit-interval],<br>[edit routing-instances <i>routing-instance-name</i> protocols pim interface <i>interface-name</i> bfd-liveness-detection transmit-interval]                                                                                                                                                      |
| <b>Release Information</b> | Statement introduced in Junos OS Release 8.2.<br>Statement introduced in Junos OS Release 9.0 for EX Series switches.<br>Support for BFD authentication introduced in Junos OS Release 9.6.<br>Statement introduced in Junos OS Release 12.1 for the QFX Series.<br>Statement introduced in Junos OS Release 14.1X53-D20 for the OCX Series.                                                        |
| <b>Description</b>         | Configure the minimum interval after which the local routing device transmits hello packets to a neighbor with which it has established a BFD session. Optionally, instead of using this statement, you can configure the minimum transmit interval using the <b>minimum-interval</b> statement at the [edit protocols pim interface <i>interface-name</i> bfd-liveness-detection] hierarchy level. |
| <b>Options</b>             | <i>milliseconds</i> —Minimum transmit interval value.<br><b>Range:</b> 1 through 255,000                                                                                                                                                                                                                                                                                                            |



**NOTE:** The threshold value specified in the **threshold** statement must be greater than the value specified in the **minimum-interval** statement for the **transmit-interval** statement.

|                                 |                                                                                                                                                                                                                                                                               |
|---------------------------------|-------------------------------------------------------------------------------------------------------------------------------------------------------------------------------------------------------------------------------------------------------------------------------|
| <b>Required Privilege Level</b> | routing—To view this statement in the configuration.<br>routing-control—To add this statement to the configuration.                                                                                                                                                           |
| <b>Related Documentation</b>    | <ul style="list-style-type: none"> <li>• <a href="#">Configuring BFD for PIM on page 15</a></li> <li>• <a href="#">bfd-liveness-detection on page 161</a></li> <li>• <a href="#">minimum-interval on page 192</a></li> <li>• <a href="#">threshold on page 217</a></li> </ul> |

## minimum-receive-interval

---

|                          |                                                                                                                                                                                                                                                                                                                                                                                                           |
|--------------------------|-----------------------------------------------------------------------------------------------------------------------------------------------------------------------------------------------------------------------------------------------------------------------------------------------------------------------------------------------------------------------------------------------------------|
| Syntax                   | minimum-receive-interval <i>milliseconds</i> ;                                                                                                                                                                                                                                                                                                                                                            |
| Hierarchy Level          | [edit protocols pim interface <i>interface-name</i> <b>bfd-liveness-detection</b> ],<br>[edit routing-instances <i>routing-instance-name</i> protocols pim interface <i>interface-name</i> <b>bfd-liveness-detection</b> ]                                                                                                                                                                                |
| Release Information      | Statement introduced in Junos OS Release 8.1.<br>Statement introduced in Junos OS Release 9.0 for EX Series switches.<br>Statement introduced in Junos OS Release 12.1 for the QFX Series.<br>Statement introduced in Junos OS Release 14.1X53-D20 for the OCX Series.                                                                                                                                    |
| Description              | Configure the minimum interval after which the local routing device must receive a reply from a neighbor with which it has established a BFD session. Optionally, instead of using this statement, you can configure the minimum receive interval using the <b>minimum-interval</b> statement at the [edit protocols pim interface <i>interface-name</i> <b>bfd-liveness-detection</b> ] hierarchy level. |
| Options                  | <b>milliseconds</b> —Minimum receive interval.<br><b>Range:</b> 1 through 255,000 milliseconds                                                                                                                                                                                                                                                                                                            |
| Required Privilege Level | routing—To view this statement in the configuration.<br>routing-control—To add this statement to the configuration.                                                                                                                                                                                                                                                                                       |
| Related Documentation    | <ul style="list-style-type: none"><li>• <a href="#">Configuring BFD for PIM on page 15</a></li></ul>                                                                                                                                                                                                                                                                                                      |

## mode (Protocols PIM)

---

|                          |                                                                                                                                                                        |
|--------------------------|------------------------------------------------------------------------------------------------------------------------------------------------------------------------|
| Syntax                   | mode (dense   sparse   sparse-dense);                                                                                                                                  |
| Hierarchy Level          | [edit protocols pim interface <i>interface-name</i> ],<br>[edit routing-instances <i>routing-instance-name</i> protocols pim interface <i>interface-name</i> ]         |
| Release Information      | Statement introduced in Junos OS Release 11.3 for the QFX Series.<br>Statement introduced in Junos OS Release 14.1X53-D20 for the OCX Series.                          |
| Description              | Configure PIM to operate in sparse, dense, or sparse-dense mode.                                                                                                       |
| Options                  | <b>dense</b> —Operate in dense mode.<br><br><b>sparse</b> —Operate in sparse mode.<br><br><b>sparse-dense</b> —Operate in sparse-dense mode.<br><b>Default:</b> sparse |
| Required Privilege Level | routing—To view this statement in the configuration.<br>routing-control—To add this statement to the configuration.                                                    |

## multiplier

|                                 |                                                                                                                                                                                                                                                                        |
|---------------------------------|------------------------------------------------------------------------------------------------------------------------------------------------------------------------------------------------------------------------------------------------------------------------|
| <b>Syntax</b>                   | <code>multiplier <i>number</i>;</code>                                                                                                                                                                                                                                 |
| <b>Hierarchy Level</b>          | [edit protocols pim interface <i>interface-name</i> <b>bfd-liveness-detection</b> ],<br>[edit routing-instances <i>routing-instance-name</i> protocols pim interface <i>interface-name</i> <b>bfd-liveness-detection</b> ]                                             |
| <b>Release Information</b>      | Statement introduced in Junos OS Release 8.1.<br>Statement introduced in Junos OS Release 9.0 for EX Series switches.<br>Statement introduced in Junos OS Release 12.1 for the QFX Series.<br>Statement introduced in Junos OS Release 14.1X53-D20 for the OCX Series. |
| <b>Description</b>              | Configure the number of hello packets not received by a neighbor that causes the originating interface to be declared down.                                                                                                                                            |
| <b>Options</b>                  | <i>number</i> —Number of hello packets.<br><b>Range:</b> 1 through 255<br><b>Default:</b> 3                                                                                                                                                                            |
| <b>Required Privilege Level</b> | routing—To view this statement in the configuration.<br>routing-control—To add this statement to the configuration.                                                                                                                                                    |
| <b>Related Documentation</b>    | <ul style="list-style-type: none"> <li>• <a href="#">Configuring BFD for PIM on page 15</a></li> </ul>                                                                                                                                                                 |

## neighbor-policy

|                                 |                                                                                                                                                                                                                                                                                                                                                                                                                         |
|---------------------------------|-------------------------------------------------------------------------------------------------------------------------------------------------------------------------------------------------------------------------------------------------------------------------------------------------------------------------------------------------------------------------------------------------------------------------|
| <b>Syntax</b>                   | <code>neighbor-policy [ <i>policy-names</i> ];</code>                                                                                                                                                                                                                                                                                                                                                                   |
| <b>Hierarchy Level</b>          | [edit logical-systems <i>logical-system-name</i> protocols pim interface <i>interface-name</i> ],<br>[edit logical-systems <i>logical-system-name</i> routing-instances <i>routing-instance-name</i> protocols pim interface <i>interface-name</i> ],<br>[edit protocols pim interface <i>interface-name</i> ],<br>[edit routing-instances <i>routing-instance-name</i> protocols pim interface <i>interface-name</i> ] |
| <b>Release Information</b>      | Statement introduced in Junos OS Release 8.2.<br>Statement introduced in Junos OS Release 9.0 for EX Series switches.<br>Statement introduced in Junos OS Release 11.3 for the QFX Series.<br>Statement introduced in Junos OS Release 14.1X53-D20 for the OCX Series.                                                                                                                                                  |
| <b>Description</b>              | Apply a PIM interface-level policy to filter neighbor IP addresses.                                                                                                                                                                                                                                                                                                                                                     |
| <b>Options</b>                  | <i>policy-name</i> —Name of the policy that filters neighbor IP addresses.                                                                                                                                                                                                                                                                                                                                              |
| <b>Required Privilege Level</b> | routing—To view this statement in the configuration.<br>routing-control—To add this statement to the configuration.                                                                                                                                                                                                                                                                                                     |
| <b>Related Documentation</b>    | <ul style="list-style-type: none"> <li>• <a href="#">Configuring Interface-Level PIM Neighbor Policies on page 67</a></li> </ul>                                                                                                                                                                                                                                                                                        |

## next-hop (PIM RPF Selection)

---

|                                 |                                                                                                                                                                                                                                                                                                                                                                                                                                                                                                                                                                                         |
|---------------------------------|-----------------------------------------------------------------------------------------------------------------------------------------------------------------------------------------------------------------------------------------------------------------------------------------------------------------------------------------------------------------------------------------------------------------------------------------------------------------------------------------------------------------------------------------------------------------------------------------|
| <b>Syntax</b>                   | <code>next-hop <i>next-hop-address</i>;</code>                                                                                                                                                                                                                                                                                                                                                                                                                                                                                                                                          |
| <b>Hierarchy Level</b>          | [edit routing-instances <i>routing-instance-name</i> protocols pim rpf-selection group <i>group-address</i> source <i>source-address</i> ],<br>[edit routing-instances <i>routing-instance-name</i> protocols pim rpf-selection group <i>group-address</i> wildcard-source],<br>[edit routing-instances <i>routing-instance-name</i> protocols pim rpf-selection prefix-list <i>prefix-list-addresses</i> source <i>source-address</i> ],<br>[edit routing-instances <i>routing-instance-name</i> protocols pim rpf-selection prefix-list <i>prefix-list-addresses</i> wildcard-source] |
| <b>Release Information</b>      | Statement introduced in JUNOS Release 10.4.<br>Statement introduced in Junos OS Release 11.3 for the QFX Series.<br>Statement introduced in Junos OS Release 14.1X53-D20 for the OCX Series.                                                                                                                                                                                                                                                                                                                                                                                            |
| <b>Description</b>              | Configure the specific next-hop address for the PIM group source.                                                                                                                                                                                                                                                                                                                                                                                                                                                                                                                       |
| <b>Options</b>                  | <i>next-hop-address</i> —Specific next-hop address for the PIM group source.                                                                                                                                                                                                                                                                                                                                                                                                                                                                                                            |
| <b>Required Privilege Level</b> | view-level—To view this statement in the configuration.<br>control-level—To add this statement to the configuration.                                                                                                                                                                                                                                                                                                                                                                                                                                                                    |
| <b>Related Documentation</b>    | <ul style="list-style-type: none"><li>• <a href="#">Example: Configuring PIM RPF Selection</a></li></ul>                                                                                                                                                                                                                                                                                                                                                                                                                                                                                |

## no-adaptation (PIM BFD Liveness Detection)

---

|                                 |                                                                                                                                                                                                                                                                                                                                             |
|---------------------------------|---------------------------------------------------------------------------------------------------------------------------------------------------------------------------------------------------------------------------------------------------------------------------------------------------------------------------------------------|
| <b>Syntax</b>                   | <code>no-adaptation;</code>                                                                                                                                                                                                                                                                                                                 |
| <b>Hierarchy Level</b>          | [edit protocols pim interface <i>interface-name</i> bfd-liveness-detection],<br>[edit routing-instances <i>routing-instance-name</i> protocols pim interface <i>interface-name</i> bfd-liveness-detection]                                                                                                                                  |
| <b>Release Information</b>      | Statement introduced in Junos OS Release 9.0<br>Statement introduced in Junos OS Release 9.0 for EX Series switches.<br>Support for BFD authentication introduced in Junos OS Release 9.6.<br>Statement introduced in Junos OS Release 12.1 for the QFX Series.<br>Statement introduced in Junos OS Release 14.1X53-D20 for the OCX Series. |
| <b>Description</b>              | Configure BFD sessions not to adapt to changing network conditions. We recommend that you <i>do not</i> disable BFD adaptation unless it is preferable to have BFD adaptation disabled in your network.                                                                                                                                     |
| <b>Required Privilege Level</b> | routing—To view this statement in the configuration.<br>routing-control—To add this statement to the configuration.                                                                                                                                                                                                                         |
| <b>Related Documentation</b>    | <ul style="list-style-type: none"><li>• <a href="#">Configuring BFD for PIM on page 15</a></li><li>• <a href="#">bfd-liveness-detection on page 161</a></li></ul>                                                                                                                                                                           |



## override-interval

|                                 |                                                                                                                                                                                                                                                                                                                                                                                                                                                                                                                                                                                                                                                            |
|---------------------------------|------------------------------------------------------------------------------------------------------------------------------------------------------------------------------------------------------------------------------------------------------------------------------------------------------------------------------------------------------------------------------------------------------------------------------------------------------------------------------------------------------------------------------------------------------------------------------------------------------------------------------------------------------------|
| <b>Syntax</b>                   | <code>override-interval <i>milliseconds</i>;</code>                                                                                                                                                                                                                                                                                                                                                                                                                                                                                                                                                                                                        |
| <b>Hierarchy Level</b>          | <p>[edit logical-systems <i>logical-system-name</i> protocols pim],<br/>         [edit logical-systems <i>logical-system-name</i> protocols pim interface <i>interface-name</i>],<br/>         [edit logical-systems <i>logical-system-name</i> routing-instances <i>routing-instance-name</i> protocols pim interface <i>interface-name</i>],<br/>         [edit protocols pim],<br/>         [edit protocols pim interface <i>interface-name</i>],<br/>         [edit routing-instances <i>routing-instance-name</i> protocols pim]<br/>         [edit routing-instances <i>routing-instance-name</i> protocols pim interface <i>interface-name</i>]</p> |
| <b>Release Information</b>      | <p>Statement introduced in Junos OS Release 10.1.</p> <p>Statement introduced in Junos OS Release 11.3 for the QFX Series.</p> <p>Statement introduced in Junos OS Release 14.1X53-D20 for the OCX Series.</p>                                                                                                                                                                                                                                                                                                                                                                                                                                             |
| <b>Description</b>              | Set the maximum time in milliseconds to delay sending override join messages for a multicast network that has join suppression enabled. When a router or switch sees a prune message for a join it is currently suppressing, it waits for the interval specified by the override timer before it sends an override join message.                                                                                                                                                                                                                                                                                                                           |
| <b>Options</b>                  | <p>This is a random timer with a value in milliseconds.</p> <p><b>Range:</b> 0 through maximum override value</p> <p><b>Default:</b> 2000 milliseconds</p>                                                                                                                                                                                                                                                                                                                                                                                                                                                                                                 |
| <b>Required Privilege Level</b> | <p>routing—To view this statement in the configuration.</p> <p>routing-control—To add this statement to the configuration.</p>                                                                                                                                                                                                                                                                                                                                                                                                                                                                                                                             |
| <b>Related Documentation</b>    | <ul style="list-style-type: none"> <li>• <a href="#">Example: Enabling Join Suppression</a></li> <li>• <a href="#">propagation-delay on page 205</a></li> <li>• <a href="#">reset-tracking-bit on page 206</a></li> </ul>                                                                                                                                                                                                                                                                                                                                                                                                                                  |

## pim

---

```
Syntax  pim {
        disable;
        assert-timeout seconds;
        dense-groups {
            addresses;
        }
        dr-election-on-p2p;
        export;
        family (inet | inet6) {
            disable;
        }
        graceful-restart {
            disable;
            restart-duration seconds;
        }
        import [ policy-names ];
        interface interface-name {
            accept-remote-source;
            disable;
            family (inet | inet6) {
                disable;
            }
            hello-interval seconds;
            mode (dense | sparse | sparse-dense);
            neighbor-policy [ policy-names ];
            override-interval milliseconds;
            priority number;
            propagation-delay milliseconds;
            reset-tracking-bit;
            version version;
        }
        join-load-balance;
        join-prune-timeout;
        nonstop-routing;
        override-interval milliseconds;
        propagation-delay milliseconds;
        reset-tracking-bit;
        rib-group group-name;
        rp {
            auto-rp {
                (announce | discovery | mapping);
                (mapping-agent-election | no-mapping-agent-election);
            }
            bootstrap {
                family (inet | inet6) {
                    export [ policy-names ];
                    import [ policy-names ];
                    priority number;
                }
            }
            bootstrap-import [ policy-names ];
            bootstrap-export [ policy-names ];
        }
    }
```

```

bootstrap-priority number;
dr-register-policy [ policy-names ];
embedded-rp {
    group-ranges {
        destination-ip-prefix </prefix-length>;
    }
    maximum-rps limit;
}
local {
    family (inet | inet6) {
        address address;
        anycast-pim {
            disable;
            rp-set {
                address address <forward-msdp-sa>;
            }
            local-address address;
        }
        group-ranges {
            destination-ip-prefix </prefix-length>;
        }
        hold-time seconds;
        priority number;
    }
}
rp-register-policy [ policy-names ];
spt-threshold {
    infinity [ policy-names ];
}
static {
    address address {
        group-ranges {
            version version;
            destination-ip-prefix </prefix-length>;
        }
    }
}
}
rpf-selection {
    group group-address {
        source source-address {
            next-hop next-hop-address;
        }
        wildcard-source {
            next-hop next-hop-address;
        }
    }
}
prefix-list prefix-list-addresses {
    source source-address {
        next-hop next-hop-address;
    }
    wildcard-source {
        next-hop next-hop-address;
    }
}
}
traceoptions {

```

```
    file filename <files number> <size size> <world-readable | no-world-readable>;  
    flag flag <flag-modifier> <disable>;  
  }  
  tunnel-devices [ mt-fpc/pic/port ];  
}
```

|                                 |                                                                                                                                                                                                                                                                                                                                           |
|---------------------------------|-------------------------------------------------------------------------------------------------------------------------------------------------------------------------------------------------------------------------------------------------------------------------------------------------------------------------------------------|
| <b>Hierarchy Level</b>          | [edit logical-systems <i>logical-system-name</i> protocols],<br>[edit logical-systems <i>logical-system-name</i> routing-instances <i>routing-instance-name</i> protocols],<br>[edit protocols],<br>[edit routing-instances <i>routing-instance-name</i> protocols]                                                                       |
| <b>Release Information</b>      | Statement introduced before Junos OS Release 7.4.<br><b>family</b> statement introduced in Junos OS Release 9.6.<br>Statement introduced in Junos OS Release 9.0 for EX Series switches.<br>Statement introduced in Junos OS Release 11.3 for the QFX Series.<br>Statement introduced in Junos OS Release 14.1X53-D20 for the OCX Series. |
| <b>Description</b>              | Enable PIM on the routing device.<br><br>The statements are explained separately.                                                                                                                                                                                                                                                         |
| <b>Default</b>                  | PIM is disabled on the routing device.                                                                                                                                                                                                                                                                                                    |
| <b>Required Privilege Level</b> | routing—To view this statement in the configuration.<br>routing-control—To add this statement to the configuration.                                                                                                                                                                                                                       |

## prefix-list (PIM RPF Selection)

|                                 |                                                                                                                                                                                                                                                                                                                                                                                                                                                                                                                                                                                                          |
|---------------------------------|----------------------------------------------------------------------------------------------------------------------------------------------------------------------------------------------------------------------------------------------------------------------------------------------------------------------------------------------------------------------------------------------------------------------------------------------------------------------------------------------------------------------------------------------------------------------------------------------------------|
| <b>Syntax</b>                   | <pre> prefix-list <i>prefix-list-addresses</i> {   source <i>source-address</i> {     next-hop <i>next-hop-address</i>;   }   wildcard-source {     next-hop <i>next-hop-address</i>;   } } </pre>                                                                                                                                                                                                                                                                                                                                                                                                       |
| <b>Hierarchy Level</b>          | <p>[edit routing-instances <i>routing-instance-name</i> protocols pim rpf-selection group <i>group-address</i> source <i>source-address</i>],</p> <p>[edit routing-instances <i>routing-instance-name</i> protocols pim rpf-selection group <i>group-address</i> wildcard-source],</p> <p>[edit routing-instances <i>routing-instance-name</i> protocols pim rpf-selection prefix-list <i>prefix-list-addresses</i> source <i>source-address</i>],</p> <p>[edit routing-instances <i>routing-instance-name</i> protocols pim rpf-selection prefix-list <i>prefix-list-addresses</i> wildcard-source]</p> |
| <b>Release Information</b>      | <p>Statement introduced in Junos OS Release 10.4.</p> <p>Statement introduced in Junos OS Release 11.3 for the QFX Series.</p> <p>Statement introduced in Junos OS Release 14.1X53-D20 for the OCX Series.</p>                                                                                                                                                                                                                                                                                                                                                                                           |
| <b>Description</b>              | (Optional) Configure a list of prefixes (addresses) for multiple PIM groups.                                                                                                                                                                                                                                                                                                                                                                                                                                                                                                                             |
| <b>Options</b>                  | <p><b><i>prefix-list-addresses</i></b>—List of prefixes (addresses) for multiple PIM groups.</p> <p>The remaining statements are explained separately.</p>                                                                                                                                                                                                                                                                                                                                                                                                                                               |
| <b>Required Privilege Level</b> | <p>view-level—To view this statement in the configuration.</p> <p>control-level—To add this statement to the configuration.</p>                                                                                                                                                                                                                                                                                                                                                                                                                                                                          |
| <b>Related Documentation</b>    | <ul style="list-style-type: none"> <li>• <i>Example: Configuring PIM RPF Selection</i></li> </ul>                                                                                                                                                                                                                                                                                                                                                                                                                                                                                                        |

## priority (Bootstrap)

---

|                                 |                                                                                                                                                                                                                                                                                                                                                                                                                                    |
|---------------------------------|------------------------------------------------------------------------------------------------------------------------------------------------------------------------------------------------------------------------------------------------------------------------------------------------------------------------------------------------------------------------------------------------------------------------------------|
| <b>Syntax</b>                   | <code>priority <i>number</i>;</code>                                                                                                                                                                                                                                                                                                                                                                                               |
| <b>Hierarchy Level</b>          | [edit logical-systems <i>logical-system-name</i> protocols pim <b>rp bootstrap</b> (inet   inet6)],<br>[edit logical-systems <i>logical-system-name</i> routing-instances <i>routing-instance-name</i> protocols<br>pim <b>rp bootstrap</b> (inet   inet6)],<br>[edit protocols pim <b>rp bootstrap</b> (inet   inet6)],<br>[edit routing-instances <i>routing-instance-name</i> protocols pim <b>rp bootstrap</b> (inet   inet6)] |
| <b>Release Information</b>      | Statement introduced in Junos OS Release 7.6.<br>Statement introduced in Junos OS Release 9.0 for EX Series switches.<br>Statement introduced in Junos OS Release 11.3 for the QFX Series.<br>Statement introduced in Junos OS Release 14.1X53-D20 for the OCX Series.                                                                                                                                                             |
| <b>Description</b>              | Configure the routing device's likelihood to be elected as the bootstrap router.                                                                                                                                                                                                                                                                                                                                                   |
| <b>Options</b>                  | <b>number</b> —Routing device's priority for becoming the bootstrap router. A higher value corresponds to a higher priority.<br><b>Range:</b> 0 through a 32-bit number<br><b>Default:</b> 0 (The routing device has the least likelihood of becoming the bootstrap router and sends packets with a priority of 0.)                                                                                                                |
| <b>Required Privilege Level</b> | routing—To view this statement in the configuration.<br>routing-control—To add this statement to the configuration.                                                                                                                                                                                                                                                                                                                |
| <b>Related Documentation</b>    | <ul style="list-style-type: none"><li>• <i>Configuring PIM Bootstrap Properties for IPv4</i></li><li>• <i>Configuring PIM Bootstrap Properties for IPv4 or IPv6</i></li><li>• <a href="#">bootstrap-priority on page 165</a></li></ul>                                                                                                                                                                                             |

## priority (PIM Interfaces)

|                                 |                                                                                                                                                                                                                                                                                                                                                                                                                         |
|---------------------------------|-------------------------------------------------------------------------------------------------------------------------------------------------------------------------------------------------------------------------------------------------------------------------------------------------------------------------------------------------------------------------------------------------------------------------|
| <b>Syntax</b>                   | <code>priority <i>number</i>;</code>                                                                                                                                                                                                                                                                                                                                                                                    |
| <b>Hierarchy Level</b>          | [edit logical-systems <i>logical-system-name</i> protocols pim interface <i>interface-name</i> ],<br>[edit logical-systems <i>logical-system-name</i> routing-instances <i>routing-instance-name</i> protocols pim interface <i>interface-name</i> ],<br>[edit protocols pim interface <i>interface-name</i> ],<br>[edit routing-instances <i>routing-instance-name</i> protocols pim interface <i>interface-name</i> ] |
| <b>Release Information</b>      | Statement introduced before Junos OS Release 7.4.<br>Statement introduced in Junos OS Release 9.0 for EX Series switches.<br>Statement introduced in Junos OS Release 11.3 for the QFX Series.<br>Statement introduced in Junos OS Release 14.1X53-D20 for the OCX Series.                                                                                                                                              |
| <b>Description</b>              | Configure the routing device's likelihood to be elected as the designated router.                                                                                                                                                                                                                                                                                                                                       |
| <b>Options</b>                  | <b><i>number</i></b> —Routing device's priority for becoming the designated router. A higher value corresponds to a higher priority.<br><b>Range:</b> 0 through 4294967295<br><b>Default:</b> 1 (Each routing device has an equal probability of becoming the DR.)                                                                                                                                                      |
| <b>Required Privilege Level</b> | routing—To view this statement in the configuration.<br>routing-control—To add this statement to the configuration.                                                                                                                                                                                                                                                                                                     |
| <b>Related Documentation</b>    | <ul style="list-style-type: none"> <li>• <a href="#">Configuring Interface Priority for PIM Designated Router Selection on page 14</a></li> </ul>                                                                                                                                                                                                                                                                       |

## priority (PIM RPs)

---

|                                 |                                                                                                                                                                                                                                                                                                                                                                                                                                                                                                                                                                                                                                                                                                                |
|---------------------------------|----------------------------------------------------------------------------------------------------------------------------------------------------------------------------------------------------------------------------------------------------------------------------------------------------------------------------------------------------------------------------------------------------------------------------------------------------------------------------------------------------------------------------------------------------------------------------------------------------------------------------------------------------------------------------------------------------------------|
| <b>Syntax</b>                   | <code>priority <i>number</i>;</code>                                                                                                                                                                                                                                                                                                                                                                                                                                                                                                                                                                                                                                                                           |
| <b>Hierarchy Level</b>          | <code>[edit logical-systems <i>logical-system-name</i> protocols pim rp bidirectional address <i>address</i>],</code><br><code>[edit logical-systems <i>logical-system-name</i> routing-instances <i>instance-name</i> protocols pim</code><br><code>rp bidirectional address <i>address</i>],</code><br><code>[edit protocols pim rp bidirectional address <i>address</i>],</code><br><code>[edit protocols pim <b>rp local family</b> (inet   inet6)],</code><br><code>[edit routing-instances <i>instance-name</i> protocols pim rp bidirectional address <i>address</i>],</code><br><code>[edit routing-instances <i>routing-instance-name</i> protocols pim <b>rp local family</b> (inet   inet6)]</code> |
| <b>Release Information</b>      | Statement introduced before Junos OS Release 7.4.<br>Statement introduced in Junos OS Release 9.0 for EX Series switches.<br>Statement introduced in Junos OS Release 11.3 for the QFX Series.<br>Statement introduced in Junos OS Release 14.1X53-D20 for the OCX Series.<br>Support for bidirectional RP addresses introduced in Junos OS Release 12.1.<br>Statement introduced in Junos OS Release 13.3 for the PTX5000 router.                                                                                                                                                                                                                                                                             |
| <b>Description</b>              | For PIM-SM, configure this routing device's priority for becoming an RP.<br><br>For bidirectional PIM, configure this RP address' priority for becoming an RP.<br><br>The bootstrap router uses this field when selecting the list of candidate rendezvous points to send in the bootstrap message. A smaller number increases the likelihood that the routing device or RP address becomes the RP. A priority value of 0 means that bootstrap router can override the group range being advertised by the candidate RP.                                                                                                                                                                                       |
| <b>Options</b>                  | <b><i>number</i></b> —Priority for becoming an RP. A lower value corresponds to a higher priority.<br><b>Range:</b> 0 through 255<br><b>Default:</b> 1                                                                                                                                                                                                                                                                                                                                                                                                                                                                                                                                                         |
| <b>Required Privilege Level</b> | routing—To view this statement in the configuration.<br>routing-control—To add this statement to the configuration.                                                                                                                                                                                                                                                                                                                                                                                                                                                                                                                                                                                            |
| <b>Related Documentation</b>    | <ul style="list-style-type: none"><li>• <a href="#">Configuring Local PIM RPs on page 45</a></li><li>• <a href="#">Example: Configuring Bidirectional PIM</a></li></ul>                                                                                                                                                                                                                                                                                                                                                                                                                                                                                                                                        |



## propagation-delay

|                                 |                                                                                                                                                                                                                                                                                                                                                                                                                                                                                                                                                                                                                                                                                                     |
|---------------------------------|-----------------------------------------------------------------------------------------------------------------------------------------------------------------------------------------------------------------------------------------------------------------------------------------------------------------------------------------------------------------------------------------------------------------------------------------------------------------------------------------------------------------------------------------------------------------------------------------------------------------------------------------------------------------------------------------------------|
| <b>Syntax</b>                   | <code>propagation-delay <i>milliseconds</i>;</code>                                                                                                                                                                                                                                                                                                                                                                                                                                                                                                                                                                                                                                                 |
| <b>Hierarchy Level</b>          | <code>[edit protocols pim],</code><br><code>[edit protocols pim interface <i>interface-name</i>],</code><br><code>[edit routing-instances <i>routing-instance-name</i> protocols pim],</code><br><code>[edit routing-instances <i>routing-instance-name</i> protocols pim interface <i>interface-name</i>],</code><br><code>[edit logical-systems <i>logical-system-name</i> protocols pim],</code><br><code>[edit logical-systems <i>logical-system-name</i> protocols pim interface <i>interface-name</i>],</code><br><code>[edit logical-systems <i>logical-system-name</i> routing-instances <i>routing-instance-name</i> protocols</code><br><code>pim interface <i>interface-name</i>]</code> |
| <b>Release Information</b>      | <p>Statement introduced in Junos OS Release 10.1.</p> <p>Statement introduced in Junos OS Release 11.3 for the QFX Series.</p> <p>Statement introduced in Junos OS Release 14.1X53-D20 for the OCX Series.</p>                                                                                                                                                                                                                                                                                                                                                                                                                                                                                      |
| <b>Description</b>              | Set a delay for implementing a PIM prune message on the upstream routing device on a multicast network for which join suppression has been enabled. The routing device waits for the prune pending period to detect whether a join message is currently being suppressed by another routing device.                                                                                                                                                                                                                                                                                                                                                                                                 |
| <b>Options</b>                  | <p><b><i>milliseconds</i></b>—Interval for the prune pending timer, which is the sum of the <b>propagation-delay</b> value and the <b>override-interval</b> value.</p> <p><b>Range:</b> 250 through 2000 milliseconds</p> <p><b>Default:</b> 500 milliseconds</p>                                                                                                                                                                                                                                                                                                                                                                                                                                   |
| <b>Required Privilege Level</b> | <p>routing—To view this statement in the configuration.</p> <p>routing-control—To add this statement to the configuration.</p>                                                                                                                                                                                                                                                                                                                                                                                                                                                                                                                                                                      |
| <b>Related Documentation</b>    | <ul style="list-style-type: none"> <li>• <i>Example: Enabling Join Suppression</i></li> <li>• <a href="#">override-interval on page 197</a></li> <li>• <a href="#">reset-tracking-bit on page 206</a></li> </ul>                                                                                                                                                                                                                                                                                                                                                                                                                                                                                    |

## reset-tracking-bit

---

|                                 |                                                                                                                                                                                                                                                                                                                                                                                                                                                                                                                                                                                                                                                                   |
|---------------------------------|-------------------------------------------------------------------------------------------------------------------------------------------------------------------------------------------------------------------------------------------------------------------------------------------------------------------------------------------------------------------------------------------------------------------------------------------------------------------------------------------------------------------------------------------------------------------------------------------------------------------------------------------------------------------|
| <b>Syntax</b>                   | reset-tracking-bit;                                                                                                                                                                                                                                                                                                                                                                                                                                                                                                                                                                                                                                               |
| <b>Hierarchy Level</b>          | [edit protocols pim],<br>[edit protocols pim interface <i>interface-name</i> ],<br>[edit routing-instances <i>routing-instance-name</i> protocols pim],<br>[edit routing-instances <i>routing-instance-name</i> protocols pim interface <i>interface-name</i> ],<br>[edit logical-systems <i>logical-system-name</i> protocols pim],<br>[edit logical-systems <i>logical-system-name</i> protocols pim interface <i>interface-name</i> ],<br>[edit logical-systems <i>logical-system-name</i> routing-instances <i>routing-instance-name</i> protocols pim interface <i>interface-name</i> ]                                                                      |
| <b>Release Information</b>      | Statement introduced in Junos OS Release 10.1.<br>Statement introduced in Junos OS Release 11.3 for the QFX Series.<br>Statement introduced in Junos OS Release 14.1X53-D20 for the OCX Series.                                                                                                                                                                                                                                                                                                                                                                                                                                                                   |
| <b>Description</b>              | Change the value of a tracking bit (T-bit) field in the LAN prune delay hello option from the default of 1 to 0, which enables join suppression for a multicast interface. When the network starts receiving multiple identical join messages, join suppression triggers a random timer with a value of 66 through 84 milliseconds ( $1.1 \times \text{periodic}$ through $1.4 \times \text{periodic}$ , where periodic is 60 seconds). This creates an interval during which no identical join messages are sent. Eventually, only one of the identical messages is sent. Join suppression is triggered each time identical messages are sent for the same join. |
| <b>Required Privilege Level</b> | routing—To view this statement in the configuration.<br>routing-control—To add this statement to the configuration.                                                                                                                                                                                                                                                                                                                                                                                                                                                                                                                                               |
| <b>Related Documentation</b>    | <ul style="list-style-type: none"><li>• <i>Example: Enabling Join Suppression</i></li><li>• <a href="#">override-interval on page 197</a></li><li>• <a href="#">propagation-delay on page 205</a></li></ul>                                                                                                                                                                                                                                                                                                                                                                                                                                                       |

## rib-group (Protocols PIM)

|                                 |                                                                                                                                                                                                                                                                                     |
|---------------------------------|-------------------------------------------------------------------------------------------------------------------------------------------------------------------------------------------------------------------------------------------------------------------------------------|
| <b>Syntax</b>                   | <pre> rib-group {     inet <i>group-name</i>;     inet6 <i>group-name</i>; } </pre>                                                                                                                                                                                                 |
| <b>Hierarchy Level</b>          | [edit logical-systems <i>logical-system-name</i> protocols pim],<br>[edit logical-systems <i>logical-system-name</i> routing-instances <i>routing-instance-name</i> protocols pim],<br>[edit protocols pim],<br>[edit routing-instances <i>routing-instance-name</i> protocols pim] |
| <b>Release Information</b>      | Statement introduced before Junos OS Release 7.4.<br>Statement introduced in Junos OS Release 9.0 for EX Series switches.<br>Statement introduced in Junos OS Release 11.3 for the QFX Series.<br>Statement introduced in Junos OS Release 14.1X53-D20 for the OCX Series.          |
| <b>Description</b>              | Associate a routing table group with PIM.                                                                                                                                                                                                                                           |
| <b>Options</b>                  | <i>table-name</i> —Name of the routing table. The name must be one that you defined with the <b>rib-groups</b> statement at the [edit routing-options] hierarchy level.                                                                                                             |
| <b>Required Privilege Level</b> | routing—To view this statement in the configuration.<br>routing-control—To add this statement to the configuration.                                                                                                                                                                 |
| <b>Related Documentation</b>    | <ul style="list-style-type: none"> <li>• <i>Example: Configuring a Dedicated PIM RPF Routing Table</i></li> </ul>                                                                                                                                                                   |

## rp

```

Syntax  rp {
    auto-rp {
        (announce | discovery | mapping);
        (mapping-agent-election | no-mapping-agent-election);
    }
    bidirectional {
        address address {
            group-ranges {
                destination-ip-prefix </prefix-length>;
            }
            hold-time seconds;
            priority number;
        }
    }
    bootstrap {
        family (inet | inet6) {
            export [ policy-names ];
            import [ policy-names ];
            priority number;
        }
    }
    bootstrap-export [ policy-names ];
    bootstrap-import [ policy-names ];
    bootstrap-priority number;
    dr-register-policy [ policy-names ];
    embedded-rp {
        group-ranges {
            destination-ip-prefix </prefix-length>;
        }
        maximum-rps limit;
    }
    group-rp-mapping {
        family (inet | inet6) {
            log-interval seconds;
            maximum limit;
            threshold value;
        }
    }
    log-interval seconds;
    maximum limit;
    threshold value;
}
local {
    family (inet | inet6) {
        disable;
        address address;
        anycast-pim {
            local-address address;
            address address <forward-msdp-sa>;
            rp-set {
            }
        }
    }
}

```

```

    }
    group-ranges {
        destination-ip-prefix</prefix-length>;
    }
    hold-time seconds;
    override;
    priority number;
}
}
register-limit {
    family (inet | inet6) {
        log-interval seconds;
        maximum limit;
        threshold value;
    }
}
log-interval seconds;
maximum limit;
threshold value;
}
}
register-probe-time register-probe-time;
}
rp-register-policy [ policy-names ];
static {
    address address {
        override;
        version version;
        group-ranges {
            destination-ip-prefix</prefix-length>;
        }
    }
}
}
}

```

**Hierarchy Level** [edit logical-systems *logical-system-name* protocols pim],  
[edit logical-systems *logical-system-name* routing-instances *routing-instance-name* protocols  
pim],  
[edit protocols pim],  
[edit routing-instances *routing-instance-name* protocols pim]

**Release Information** Statement introduced before Junos OS Release 7.4.  
Statement introduced in Junos OS Release 9.0 for EX Series switches.  
Statement introduced in Junos OS Release 11.3 for the QFX Series.  
Statement introduced in Junos OS Release 14.1X53-D20 for the OCX Series.

**Description** Configure the routing device as an actual or potential RP. A routing device can be an RP  
for more than one group.

The remaining statements are explained separately.

**Default** If you do not include the **rp** statement, the routing device can never become the RP.

**Required Privilege Level** routing—To view this statement in the configuration.  
routing-control—To add this statement to the configuration.

**Related Documentation**

- [Understanding PIM Sparse Mode](#)

---

## rp-register-policy

---

**Syntax** `rp-register-policy [ policy-names ];`

**Hierarchy Level** [edit logical-systems *logical-system-name* protocols pim *rp*],  
[edit logical-systems *logical-system-name* routing-instances *routing-instance-name* protocols pim *rp*],  
[edit protocols pim *rp*],  
[edit routing-instances *routing-instance-name* protocols pim *rp*]

**Release Information** Statement introduced in Junos OS Release 7.6.  
Statement introduced in Junos OS Release 9.0 for EX Series switches.  
Statement introduced in Junos OS Release 11.3 for the QFX Series.  
Statement introduced in Junos OS Release 14.1X53-D20 for the OCX Series.

**Description** Apply one or more policies to control incoming PIM register messages.

**Options** *policy-names*—Name of one or more import policies.

**Required Privilege Level** routing—To view this statement in the configuration.  
routing-control—To add this statement to the configuration.

**Related Documentation**

- [Configuring Register Message Filters on a PIM RP and DR on page 71](#)
- [dr-register-policy on page 169](#)

## rp-set

|                                 |                                                                                                                                                                                                                                                                                                                                                                                                                                                                                                                                |
|---------------------------------|--------------------------------------------------------------------------------------------------------------------------------------------------------------------------------------------------------------------------------------------------------------------------------------------------------------------------------------------------------------------------------------------------------------------------------------------------------------------------------------------------------------------------------|
| <b>Syntax</b>                   | <pre>rp-set {   address address &lt;forward-msdp-sa&gt;; }</pre>                                                                                                                                                                                                                                                                                                                                                                                                                                                               |
| <b>Hierarchy Level</b>          | <p>[edit logical-systems <i>logical-system-name</i> protocols pim <b>local family</b> (inet   inet6) <b>anycast-pim</b>],</p> <p>[edit logical-systems <i>logical-system-name</i> routing-instances <i>routing-instance-name</i> protocols pim <b>local family</b> (inet   inet6) <b>anycast-pim</b>],</p> <p>[edit protocols pim <b>local family</b> (inet   inet6) <b>anycast-pim</b>],</p> <p>[edit routing-instances <i>routing-instance-name</i> protocols pim <b>local family</b> (inet   inet6) <b>anycast-pim</b>]</p> |
| <b>Release Information</b>      | <p>Statement introduced in Junos OS Release 7.4.</p> <p>Statement introduced in Junos OS Release 9.0 for EX Series switches.</p> <p>Statement introduced in Junos OS Release 11.3 for the QFX Series.</p> <p>Statement introduced in Junos OS Release 14.1X53-D20 for the OCX Series.</p>                                                                                                                                                                                                                                      |
| <b>Description</b>              | <p>Configure a set of rendezvous point (RP) addresses for anycast RP. You can configure up to 15 RPs.</p> <p>The remaining statements are explained separately.</p>                                                                                                                                                                                                                                                                                                                                                            |
| <b>Required Privilege Level</b> | <p>routing—To view this statement in the configuration.</p> <p>routing-control—To add this statement to the configuration.</p>                                                                                                                                                                                                                                                                                                                                                                                                 |
| <b>Related Documentation</b>    | <ul style="list-style-type: none"> <li>• <a href="#">Example: Configuring PIM Anycast With or Without MSDP on page 52</a></li> </ul>                                                                                                                                                                                                                                                                                                                                                                                           |

## rpf-selection

---

|                                 |                                                                                                                                                                                                                                                                                                                                                                                                                                        |
|---------------------------------|----------------------------------------------------------------------------------------------------------------------------------------------------------------------------------------------------------------------------------------------------------------------------------------------------------------------------------------------------------------------------------------------------------------------------------------|
| <b>Syntax</b>                   | <pre>rpf-selection {<br/>  group group-address {<br/>    source source-address {<br/>      next-hop next-hop-address;<br/>    }<br/>    wildcard-source {<br/>      next-hop next-hop-address;<br/>    }<br/>  }<br/>  prefix-list prefix-list-addresses {<br/>    source source-address {<br/>      next-hop next-hop-address;<br/>    }<br/>    wildcard-source {<br/>      next-hop next-hop-address;<br/>    }<br/>  }<br/>}</pre> |
| <b>Hierarchy Level</b>          | [edit routing-instances <i>routing-instance-name</i> protocols pim]                                                                                                                                                                                                                                                                                                                                                                    |
| <b>Release Information</b>      | Statement introduced in JUNOS Release 10.4.<br>Statement introduced in Junos OS Release 11.3 for the QFX Series.<br>Statement introduced in Junos OS Release 14.1X53-D20 for the OCX Series.                                                                                                                                                                                                                                           |
| <b>Description</b>              | Configure the PIM RPF next-hop neighbor for a specific group and source for a VRF routing instance.<br><br>The remaining statements are explained separately.                                                                                                                                                                                                                                                                          |
| <b>Default</b>                  | If you omit the <b>rpf-selection</b> statement, PIM RPF checks typically choose the best path determined by the unicast protocol for all multicast flows.                                                                                                                                                                                                                                                                              |
| <b>Options</b>                  | <b>source-address</b> —Specific source address for the PIM group.                                                                                                                                                                                                                                                                                                                                                                      |
| <b>Required Privilege Level</b> | view-level—To view this statement in the configuration.<br>control-level—To add this statement to the configuration.                                                                                                                                                                                                                                                                                                                   |
| <b>Related Documentation</b>    | <ul style="list-style-type: none"><li>• <i>Example: Configuring PIM RPF Selection</i></li></ul>                                                                                                                                                                                                                                                                                                                                        |



## source (PIM RPF Selection)

|                                 |                                                                                                                                                                                                                                               |
|---------------------------------|-----------------------------------------------------------------------------------------------------------------------------------------------------------------------------------------------------------------------------------------------|
| <b>Syntax</b>                   | <pre>source source-address {     next-hop next-hop-address; }</pre>                                                                                                                                                                           |
| <b>Hierarchy Level</b>          | [edit routing-instances <i>routing-instance-name</i> protocols pim rpf-selection group <i>group-address</i> ],<br>[edit routing-instances <i>routing-instance-name</i> protocols pim rpf-selection prefix-list <i>prefix-list-addresses</i> ] |
| <b>Release Information</b>      | Statement introduced in JUNOS Release 10.4.<br>Statement introduced in Junos OS Release 11.3 for the QFX Series.<br>Statement introduced in Junos OS Release 14.1X53-D20 for the OCX Series.                                                  |
| <b>Description</b>              | Configure the source address for the PIM group.                                                                                                                                                                                               |
| <b>Options</b>                  | <p><b>source-address</b>—Specific source address for the PIM group.</p> <p>The remaining statements are explained separately.</p>                                                                                                             |
| <b>Required Privilege Level</b> | view-level—To view this statement in the configuration.<br>control-level—To add this statement to the configuration.                                                                                                                          |
| <b>Related Documentation</b>    | <ul style="list-style-type: none"> <li>• <i>Example: Configuring PIM RPF Selection</i></li> </ul>                                                                                                                                             |

## spt-threshold

---


|                                 |                                                                                                                                                                                                                                                                                                                                                                                                                                                                                                                                                                  |
|---------------------------------|------------------------------------------------------------------------------------------------------------------------------------------------------------------------------------------------------------------------------------------------------------------------------------------------------------------------------------------------------------------------------------------------------------------------------------------------------------------------------------------------------------------------------------------------------------------|
| <b>Syntax</b>                   | spt-threshold {<br>infinity [ <i>policy-names</i> ];<br>}                                                                                                                                                                                                                                                                                                                                                                                                                                                                                                        |
| <b>Hierarchy Level</b>          | [edit logical-systems <i>logical-system-name</i> protocols pim],<br>[edit logical-systems <i>logical-system-name</i> routing-instances <i>routing-instance-name</i> protocols pim],<br>[edit protocols pim],<br>[edit routing-instances <i>routing-instance-name</i> protocols pim]                                                                                                                                                                                                                                                                              |
| <b>Release Information</b>      | Statement introduced in Junos OS Release 8.0.<br>Statement introduced in Junos OS Release 9.0 for EX Series switches.<br>Statement introduced in Junos OS Release 11.3 for the QFX Series.<br>Statement introduced in Junos OS Release 14.1X53-D20 for the OCX Series.                                                                                                                                                                                                                                                                                           |
| <b>Description</b>              | <p>Set the SPT threshold to infinity for a source-group address pair. Last-hop multicast routing devices running PIM sparse mode can forward the same stream of multicast packets onto the same LAN through an RPT rooted at the RP or an SPT rooted at the source. By default, last-hop routing devices transition to a direct SPT to the source. You can configure this routing device to set the SPT transition value to infinity to prevent this transition for any source-group address pair.</p> <p>The remaining statements are explained separately.</p> |
| <b>Required Privilege Level</b> | routing—To view this statement in the configuration.<br>routing-control—To add this statement to the configuration.                                                                                                                                                                                                                                                                                                                                                                                                                                              |
| <b>Related Documentation</b>    | <ul style="list-style-type: none"><li>• <a href="#">Example: Configuring the PIM SPT Threshold Policy on page 84</a></li></ul>                                                                                                                                                                                                                                                                                                                                                                                                                                   |

## static (Protocols PIM)

|                                 |                                                                                                                                                                                                                                                                                                                                                                                                                                                                                                                         |
|---------------------------------|-------------------------------------------------------------------------------------------------------------------------------------------------------------------------------------------------------------------------------------------------------------------------------------------------------------------------------------------------------------------------------------------------------------------------------------------------------------------------------------------------------------------------|
| <b>Syntax</b>                   | <pre>static {   address address {     group-ranges {       destination-ip-prefix&lt;/prefix-length&gt;;     }     override;     version version;   } }</pre>                                                                                                                                                                                                                                                                                                                                                            |
| <b>Hierarchy Level</b>          | <p>[edit logical-systems <i>logical-system-name</i> protocols pim <b>rp</b>],</p> <p>[edit logical-systems <i>logical-system-name</i> routing-instances <i>routing-instance-name</i> protocols pim <b>rp</b>],</p> <p>[edit protocols pim <b>rp</b>],</p> <p>[edit routing-instances <i>routing-instance-name</i> protocols pim <b>rp</b>]</p>                                                                                                                                                                          |
| <b>Release Information</b>      | <p>Statement introduced before Junos OS Release 7.4.</p> <p>Statement introduced in Junos OS Release 9.0 for EX Series switches.</p> <p>Statement introduced in Junos OS Release 11.3 for the QFX Series.</p> <p>Statement introduced in Junos OS Release 14.1X53-D20 for the OCX Series.</p>                                                                                                                                                                                                                           |
| <b>Description</b>              | <p>Configure static RP addresses. The default static RP address is 224.0.0.0/4. To configure other addresses, include one or more <b>address</b> statements. You can configure a static RP in a logical system only if the logical system is not directly connected to a source.</p> <p>For each static RP address, you can optionally specify the PIM version and the groups for which this address can be the RP. The default PIM version is version 1.</p> <p>The remaining statements are explained separately.</p> |
| <b>Required Privilege Level</b> | <p>routing—To view this statement in the configuration.</p> <p>routing-control—To add this statement to the configuration.</p>                                                                                                                                                                                                                                                                                                                                                                                          |
| <b>Related Documentation</b>    | <ul style="list-style-type: none"> <li>• <a href="#">Configuring the Static PIM RP Address on the Non-RP Routing Device on page 47</a></li> </ul>                                                                                                                                                                                                                                                                                                                                                                       |

## threshold (PIM BFD Detection Time)

---

|                                                                                                                                                                                                                                                                                                                                                                             |                                                                                                                                                                                                                                                                                                                                              |
|-----------------------------------------------------------------------------------------------------------------------------------------------------------------------------------------------------------------------------------------------------------------------------------------------------------------------------------------------------------------------------|----------------------------------------------------------------------------------------------------------------------------------------------------------------------------------------------------------------------------------------------------------------------------------------------------------------------------------------------|
| <b>Syntax</b>                                                                                                                                                                                                                                                                                                                                                               | <code>threshold <i>milliseconds</i>;</code>                                                                                                                                                                                                                                                                                                  |
| <b>Hierarchy Level</b>                                                                                                                                                                                                                                                                                                                                                      | [edit protocols pim interface <i>interface-name</i> bfd-liveness-detection detection-time],<br>[edit routing-instances <i>routing-instance-name</i> protocols pim interface <i>interface-name</i><br>bfd-liveness-detection detection-time]                                                                                                  |
| <b>Release Information</b>                                                                                                                                                                                                                                                                                                                                                  | Statement introduced in Junos OS Release 8.2.<br>Statement introduced in Junos OS Release 9.0 for EX Series switches.<br>Support for BFD authentication introduced in Junos OS Release 9.6.<br>Statement introduced in Junos OS Release 12.1 for the QFX Series.<br>Statement introduced in Junos OS Release 14.1X53-D20 for the OCX Series. |
| <b>Description</b>                                                                                                                                                                                                                                                                                                                                                          | Specify the threshold for the adaptation of the BFD session detection time. When the detection time adapts to a value equal to or greater than the threshold, a single trap and a single system log message are sent.                                                                                                                        |
| <div> <b>NOTE:</b> The threshold value must be equal to or greater than the transmit interval.</div> <div>The threshold time must be equal to or greater than the value specified in the <a href="#">minimum-interval</a> or the <a href="#">minimum-receive-interval</a> statement.</div> |                                                                                                                                                                                                                                                                                                                                              |
| <b>Options</b>                                                                                                                                                                                                                                                                                                                                                              | <i>milliseconds</i> —Value for the detection time adaptation threshold.<br><b>Range:</b> 1 through 255,000                                                                                                                                                                                                                                   |
| <b>Required Privilege Level</b>                                                                                                                                                                                                                                                                                                                                             | routing—To view this statement in the configuration.<br>routing-control—To add this statement to the configuration.                                                                                                                                                                                                                          |
| <b>Related Documentation</b>                                                                                                                                                                                                                                                                                                                                                | <ul style="list-style-type: none"><li>• <a href="#">Configuring BFD for PIM on page 15</a></li><li>• <a href="#">bfd-liveness-detection on page 161</a></li><li>• <a href="#">detection-time on page 167</a></li><li>• <a href="#">minimum-interval on page 192</a></li><li>• <a href="#">minimum-receive-interval on page 194</a></li></ul> |

## threshold (PIM BFD Transmit Interval)

|                            |                                                                                                                                                                                                                                                                        |
|----------------------------|------------------------------------------------------------------------------------------------------------------------------------------------------------------------------------------------------------------------------------------------------------------------|
| <b>Syntax</b>              | <code>threshold <i>milliseconds</i>;</code>                                                                                                                                                                                                                            |
| <b>Hierarchy Level</b>     | [edit protocols pim interface <i>interface-name</i> bfd-liveness-detection transmit-interval],<br>[edit routing-instances <i>routing-instance-name</i> protocols pim interface <i>interface-name</i> bfd-liveness-detection transmit-interval]                         |
| <b>Release Information</b> | Statement introduced in Junos OS Release 8.2.<br>Statement introduced in Junos OS Release 9.0 for EX Series switches.<br>Statement introduced in Junos OS Release 12.1 for the QFX Series.<br>Statement introduced in Junos OS Release 14.1X53-D20 for the OCX Series. |
| <b>Description</b>         | Specify the threshold for the adaptation of the BFD session transmit interval. When the transmit interval adapts to a value greater than the threshold, a single trap and a single system message are sent.                                                            |
| <b>Options</b>             | <i>milliseconds</i> —Value for the transmit interval adaptation threshold.<br><b>Range:</b> 0 through 4,294,967,295 ( $2^{32} - 1$ )                                                                                                                                   |



**NOTE:** The threshold value specified in the `threshold` statement must be greater than the value specified in the `minimum-interval` statement for the `transmit-interval` statement.

|                                 |                                                                                                                                                                      |
|---------------------------------|----------------------------------------------------------------------------------------------------------------------------------------------------------------------|
| <b>Required Privilege Level</b> | routing—To view this statement in the configuration.<br>routing-control—To add this statement to the configuration.                                                  |
| <b>Related Documentation</b>    | <ul style="list-style-type: none"> <li>• <a href="#">Configuring BFD for PIM on page 15</a></li> <li>• <a href="#">bfd-liveness-detection on page 161</a></li> </ul> |

## transmit-interval (PIM BFD Liveness Detection)

---

|                          |                                                                                                                                                                                                                                                                                                                                                                                                                                                                                                                                                                                                                                                  |
|--------------------------|--------------------------------------------------------------------------------------------------------------------------------------------------------------------------------------------------------------------------------------------------------------------------------------------------------------------------------------------------------------------------------------------------------------------------------------------------------------------------------------------------------------------------------------------------------------------------------------------------------------------------------------------------|
| Syntax                   | <pre>transmit-interval {<br/>    <i>minimum-interval</i> <i>milliseconds</i>;<br/>    <i>threshold</i> <i>milliseconds</i>;<br/>}</pre>                                                                                                                                                                                                                                                                                                                                                                                                                                                                                                          |
| Hierarchy Level          | [edit protocols pim interface <i>interface-name</i> bfd-liveness-detection],<br>[edit routing-instances <i>routing-instance-name</i> protocols pim interface <i>interface-name</i> bfd-liveness-detection]                                                                                                                                                                                                                                                                                                                                                                                                                                       |
| Release Information      | Statement introduced in Junos OS Release 8.2.<br>Statement introduced in Junos OS Release 9.0 for EX Series switches.<br>Support for BFD authentication introduced in Junos OS Release 9.6.<br>Statement introduced in Junos OS Release 12.1 for the QFX Series.<br>Statement introduced in Junos OS Release 14.1X53-D20 for the OCX Series.                                                                                                                                                                                                                                                                                                     |
| Description              | <p>Specify the transmit interval for the <b>bfd-liveness-detection</b> statement. The negotiated transmit interval for a peer is the interval between the sending of BFD packets to peers. The receive interval for a peer is the minimum interval between receiving packets sent from its peer; the receive interval is not negotiated between peers. To determine the transmit interval, each peer compares its configured minimum transmit interval with its peer's minimum receive interval. The larger of the two numbers is accepted as the transmit interval for that peer.</p> <p>The remaining statements are explained separately.</p> |
| Required Privilege Level | routing—To view this statement in the configuration.<br>routing-control—To add this statement to the configuration.                                                                                                                                                                                                                                                                                                                                                                                                                                                                                                                              |
| Related Documentation    | <ul style="list-style-type: none"><li>• <a href="#">Configuring BFD for PIM on page 15</a></li><li>• <a href="#">bfd-liveness-detection on page 161</a></li><li>• <a href="#">threshold on page 217</a></li><li>• <a href="#">minimum-interval on page 193</a></li><li>• <a href="#">minimum-receive-interval on page 194</a></li></ul>                                                                                                                                                                                                                                                                                                          |

## traceoptions (Protocols PIM)

|                            |                                                                                                                                                                                                                                                                                                                                                                                                                                                                                                                                                                                                                                                                                                                                                                                                                                                                                                                                                                                                                                                                                                                                                                                                                                                                                                                                                                                            |
|----------------------------|--------------------------------------------------------------------------------------------------------------------------------------------------------------------------------------------------------------------------------------------------------------------------------------------------------------------------------------------------------------------------------------------------------------------------------------------------------------------------------------------------------------------------------------------------------------------------------------------------------------------------------------------------------------------------------------------------------------------------------------------------------------------------------------------------------------------------------------------------------------------------------------------------------------------------------------------------------------------------------------------------------------------------------------------------------------------------------------------------------------------------------------------------------------------------------------------------------------------------------------------------------------------------------------------------------------------------------------------------------------------------------------------|
| <b>Syntax</b>              | <pre>traceoptions {     file <i>filename</i> &lt;files <i>number</i>&gt; &lt;size <i>size</i>&gt; &lt;world-readable   no-world-readable&gt;;     flag <i>flag</i> &lt;flag-modifier&gt; &lt;disable&gt;; }</pre>                                                                                                                                                                                                                                                                                                                                                                                                                                                                                                                                                                                                                                                                                                                                                                                                                                                                                                                                                                                                                                                                                                                                                                          |
| <b>Hierarchy Level</b>     | <p>[edit logical-systems <i>logical-system-name</i> protocols pim],</p> <p>[edit logical-systems <i>logical-system-name</i> routing-instances <i>routing-instance-name</i> protocols pim],</p> <p>[edit protocols pim],</p> <p>[edit routing-instances <i>routing-instance-name</i> protocols pim]</p>                                                                                                                                                                                                                                                                                                                                                                                                                                                                                                                                                                                                                                                                                                                                                                                                                                                                                                                                                                                                                                                                                     |
| <b>Release Information</b> | <p>Statement introduced before Junos OS Release 7.4.</p> <p>Statement introduced in Junos OS Release 9.0 for EX Series switches.</p> <p>Statement introduced in Junos OS Release 11.3 for the QFX Series.</p> <p>Statement introduced in Junos OS Release 14.1X53-D20 for the OCX Series.</p>                                                                                                                                                                                                                                                                                                                                                                                                                                                                                                                                                                                                                                                                                                                                                                                                                                                                                                                                                                                                                                                                                              |
| <b>Description</b>         | <p>Configure PIM tracing options.</p> <p>To specify more than one tracing operation, include multiple <b>flag</b> statements.</p>                                                                                                                                                                                                                                                                                                                                                                                                                                                                                                                                                                                                                                                                                                                                                                                                                                                                                                                                                                                                                                                                                                                                                                                                                                                          |
| <b>Default</b>             | The default PIM trace options are those inherited from the routing protocol's <b>traceoptions</b> statement included at the <b>[edit routing-options]</b> hierarchy level.                                                                                                                                                                                                                                                                                                                                                                                                                                                                                                                                                                                                                                                                                                                                                                                                                                                                                                                                                                                                                                                                                                                                                                                                                 |
| <b>Options</b>             | <p><b>disable</b>—(Optional) Disable the tracing operation. You can use this option to disable a single operation when you have defined a broad group of tracing operations, such as <b>all</b>.</p> <p><b>file <i>filename</i></b>—Name of the file to receive the output of the tracing operation. Enclose the name within quotation marks. All files are placed in the directory <b>/var/log</b>. We recommend that you place tracing output in the <b>pim-log</b> file.</p> <p><b>files <i>number</i></b>—(Optional) Maximum number of trace files. When a trace file named <b>trace-file</b> reaches its maximum size, it is renamed <b>trace-file.0</b>, then <b>trace-file.1</b>, and so on, until the maximum number of trace files is reached. Then the oldest trace file is overwritten.</p> <p>If you specify a maximum number of files, you must also include the <b>size</b> statement to specify the maximum file size.</p> <p><b>Range:</b> 2 through 1000 files</p> <p><b>Default:</b> 2 files</p> <p><b>flag <i>flag</i></b>—Tracing operation to perform. To specify more than one tracing operation, include multiple <b>flag</b> statements.</p> <p><b>PIM Tracing Flags</b></p> <ul style="list-style-type: none"> <li><b>assert</b>—Assert messages</li> <li><b>bidirectional-df-election</b>—Bidirectional PIM designated-forwarder (DF) election events</li> </ul> |

- **bootstrap**—Bootstrap messages
- **cache**—Packets in the PIM sparse mode routing cache
- **graft**—Graft and graft acknowledgment messages
- **hello**—Hello packets
- **join**—Join messages
- **mt**—Multicast tunnel messages
- **nsr-synchronization**—Nonstop active routing (NSR) synchronization messages
- **packets**—All PIM packets
- **prune**—Prune messages
- **register**—Register and register stop messages
- **rp**—Candidate RP advertisements
- **all**—All tracing operations
- **general**—A combination of the **normal** and **route** trace operations
- **normal**—All normal operations

**Default:** If you do not specify this option, only unusual or abnormal operations are traced.

- **policy**—Policy operations and actions
- **route**—Routing table changes
- **state**—State transitions
- **task**—Interface transactions and processing
- **timer**—Timer usage

**flag-modifier**—(Optional) Modifier for the tracing flag. You can specify one or more of these modifiers:

- **detail**—Detailed trace information
- **receive**—Packets being received
- **send**—Packets being transmitted

**no-stamp**—(Optional) Do not place timestamp information at the beginning of each line in the trace file.

**Default:** If you omit this option, timestamp information is placed at the beginning of each line of the tracing output.



**no-world-readable**—(Optional) Do not allow users to read the log file.

**replace**—(Optional) Replace an existing trace file if there is one.

**Default:** If you do not include this option, tracing output is appended to an existing trace file.

**size size**—(Optional) Maximum size of each trace file, in kilobytes (KB), megabytes (MB), or gigabytes (GB). When a trace file named **trace-file** reaches this size, it is renamed **trace-file.0**. When **trace-file** again reaches this size, **trace-file.0** is renamed **trace-file.1** and **trace-file** is renamed **trace-file.0**. This renaming scheme continues until the maximum number of trace files is reached. Then the oldest trace file is overwritten.

If you specify a maximum file size, you must also include the **files** statement to specify the maximum number of trace files.

**Syntax:** **xk** to specify KB, **xm** to specify MB, or **xg** to specify GB

**Range:** 0 KB through the maximum file size supported on your system

**Default:** 1 MB

**world-readable**—(Optional) Allow any user to read the log file.

|                                 |                                                                                                                                                                                                                                                                                                               |
|---------------------------------|---------------------------------------------------------------------------------------------------------------------------------------------------------------------------------------------------------------------------------------------------------------------------------------------------------------|
| <b>Required Privilege Level</b> | <p>routing and trace—To view this statement in the configuration.</p> <p>routing-control and trace-control—To add this statement to the configuration.</p>                                                                                                                                                    |
| <b>Related Documentation</b>    | <ul style="list-style-type: none"> <li>• <a href="#">Configuring PIM Trace Options on page 9</a></li> <li>• <a href="#">Tracing DVMRP Protocol Traffic</a></li> <li>• <a href="#">Tracing MSDP Protocol Traffic on page 134</a></li> <li>• <a href="#">Configuring PIM Trace Options on page 9</a></li> </ul> |

## version (BFD)

---

|                                 |                                                                                                                                                                                                                                                                        |
|---------------------------------|------------------------------------------------------------------------------------------------------------------------------------------------------------------------------------------------------------------------------------------------------------------------|
| <b>Syntax</b>                   | version (0   1   automatic);                                                                                                                                                                                                                                           |
| <b>Hierarchy Level</b>          | [edit protocols piminterface <i>interface-name</i> <a href="#">bfd-liveness-detection</a> ],<br>[edit routing-instances <i>routing-instance-name</i> protocols pim interface <i>interface-name</i> <a href="#">bfd-liveness-detection</a> ]                            |
| <b>Release Information</b>      | Statement introduced in Junos OS Release 8.1.<br>Statement introduced in Junos OS Release 9.0 for EX Series switches.<br>Statement introduced in Junos OS Release 12.1 for the QFX Series.<br>Statement introduced in Junos OS Release 14.1X53-D20 for the OCX Series. |
| <b>Description</b>              | Specify the bidirectional forwarding detection (BFD) protocol version that you want to detect.                                                                                                                                                                         |
| <b>Options</b>                  | Configure the BFD version to detect: <b>1</b> (BFD version 1) or <b>automatic</b> (autodetect the BFD version)<br><b>Default:</b> automatic                                                                                                                            |
| <b>Required Privilege Level</b> | routing—To view this statement in the configuration.<br>routing-control—To add this statement to the configuration.                                                                                                                                                    |
| <b>Related Documentation</b>    | <ul style="list-style-type: none"><li>• <a href="#">Configuring BFD for PIM on page 15</a></li></ul>                                                                                                                                                                   |

## version (PIM)

|                                 |                                                                                                                                                                                                                                                                                                                                                                                                                                                                                                                                                                                                                                                                                                                                                                                                                                                                                                                |
|---------------------------------|----------------------------------------------------------------------------------------------------------------------------------------------------------------------------------------------------------------------------------------------------------------------------------------------------------------------------------------------------------------------------------------------------------------------------------------------------------------------------------------------------------------------------------------------------------------------------------------------------------------------------------------------------------------------------------------------------------------------------------------------------------------------------------------------------------------------------------------------------------------------------------------------------------------|
| <b>Syntax</b>                   | <code>version <i>version</i>;</code>                                                                                                                                                                                                                                                                                                                                                                                                                                                                                                                                                                                                                                                                                                                                                                                                                                                                           |
| <b>Hierarchy Level</b>          | <p>[edit logical-systems <i>logical-system-name</i> protocols pim interface <i>interface-name</i>],</p> <p>[edit logical-systems <i>logical-system-name</i> protocols pim <b>rp static address</b> <i>address</i>],</p> <p>[edit logical-systems <i>logical-system-name</i> routing-instances <i>routing-instance-name</i> protocols pim interface <i>interface-name</i>],</p> <p>[edit logical-systems <i>logical-system-name</i> routing-instances <i>routing-instance-name</i> protocols pim <b>rp static address</b> <i>address</i>],</p> <p>[edit protocols pim interface <i>interface-name</i>],</p> <p>[edit protocols pim <b>rp static address</b> <i>address</i>],</p> <p>[edit routing-instances <i>routing-instance-name</i> protocols pim interface <i>interface-name</i>],</p> <p>[edit routing-instances <i>routing-instance-name</i> protocols pim <b>rp static address</b> <i>address</i>]</p> |
| <b>Release Information</b>      | <p>Statement introduced before Junos OS Release 7.4.</p> <p>Statement introduced in Junos OS Release 9.0 for EX Series switches.</p> <p>Statement introduced in Junos OS Release 11.3 for the QFX Series.</p> <p>Statement introduced in Junos OS Release 14.1X53-D20 for the OCX Series.</p>                                                                                                                                                                                                                                                                                                                                                                                                                                                                                                                                                                                                                  |
| <b>Description</b>              | Specify the version of PIM.                                                                                                                                                                                                                                                                                                                                                                                                                                                                                                                                                                                                                                                                                                                                                                                                                                                                                    |
| <b>Options</b>                  | <p><b>version</b>—PIM version number.</p> <p><b>Range:</b> 1 or 2</p> <p><b>Default:</b> PIMv1 for rendezvous point (RP) mode (at the [edit protocols pim rp static address <i>address</i>] hierarchy level). PIMv2 for interface mode (at the [edit protocols pim interface <i>interface-name</i>] hierarchy level).</p>                                                                                                                                                                                                                                                                                                                                                                                                                                                                                                                                                                                      |
| <b>Required Privilege Level</b> | <p>routing—To view this statement in the configuration.</p> <p>routing-control—To add this statement to the configuration.</p>                                                                                                                                                                                                                                                                                                                                                                                                                                                                                                                                                                                                                                                                                                                                                                                 |
| <b>Related Documentation</b>    | <ul style="list-style-type: none"> <li>• <a href="#">Enabling PIM Sparse Mode</a></li> <li>• <a href="#">Configuring PIM Dense Mode Properties on page 24</a></li> <li>• <a href="#">Configuring PIM Sparse-Dense Mode Properties on page 25</a></li> </ul>                                                                                                                                                                                                                                                                                                                                                                                                                                                                                                                                                                                                                                                    |

## wildcard-source (PIM RPF Selection)

---

|                                 |                                                                                                                                                                                                                                               |
|---------------------------------|-----------------------------------------------------------------------------------------------------------------------------------------------------------------------------------------------------------------------------------------------|
| <b>Syntax</b>                   | wildcard-source {<br>next-hop next-hop-address;<br>}                                                                                                                                                                                          |
| <b>Hierarchy Level</b>          | [edit routing-instances <i>routing-instance-name</i> protocols pim rpf-selection group <i>group-address</i> ],<br>[edit routing-instances <i>routing-instance-name</i> protocols pim rpf-selection prefix-list <i>prefix-list-addresses</i> ] |
| <b>Release Information</b>      | Statement introduced in Junos OS Release 10.4.<br>Statement introduced in Junos OS Release 11.3 for the QFX Series.<br>Statement introduced in Junos OS Release 14.1X53-D20 for the OCX Series.                                               |
| <b>Description</b>              | Use a wildcard for the multicast source instead of (or in addition to) a specific multicast source.<br><br>The remaining statements are explained separately.                                                                                 |
| <b>Required Privilege Level</b> | view-level—To view this statement in the configuration.<br>control-level—To add this statement to the configuration.                                                                                                                          |
| <b>Related Documentation</b>    | <ul style="list-style-type: none"><li>• <i>Example: Configuring PIM RPF Selection</i></li></ul>                                                                                                                                               |

# IGMP Configuration Statements

- [accounting \(Protocols IGMP\) on page 226](#)
- [accounting \(Protocols IGMP Interface\) on page 226](#)
- [asm-override-ssm on page 227](#)
- [disable \(Protocols IGMP\) on page 227](#)
- [exclude \(Protocols IGMP\) on page 228](#)
- [group \(Protocols IGMP\) on page 229](#)
- [group-count \(Protocols IGMP\) on page 230](#)
- [group-increment \(Protocols IGMP\) on page 230](#)
- [group-limit \(IGMP\) on page 231](#)
- [group-policy \(Protocols IGMP\) on page 232](#)
- [igmp on page 233](#)
- [immediate-leave \(Protocols IGMP\) on page 235](#)
- [interface \(Protocols IGMP\) on page 236](#)
- [maximum-transmit-rate \(Protocols IGMP\) on page 237](#)
- [oif-map \(IGMP Interface\) on page 237](#)
- [passive \(IGMP\) on page 238](#)
- [promiscuous-mode \(Protocols IGMP\) on page 239](#)
- [query-interval \(Protocols IGMP\) on page 240](#)
- [query-last-member-interval \(Protocols IGMP\) on page 241](#)
- [query-response-interval \(Protocols IGMP\) on page 242](#)
- [robust-count \(Protocols IGMP\) on page 243](#)
- [source \(Protocols IGMP\) on page 244](#)
- [source-count \(Protocols IGMP\) on page 245](#)
- [source-increment \(Protocols IGMP\) on page 246](#)
- [static \(Protocols IGMP\) on page 247](#)
- [traceoptions \(Protocols IGMP\) on page 248](#)
- [version \(Protocols IGMP\) on page 250](#)

## accounting (Protocols IGMP)

---

|                                 |                                                                                                                                                                                                                                                                        |
|---------------------------------|------------------------------------------------------------------------------------------------------------------------------------------------------------------------------------------------------------------------------------------------------------------------|
| <b>Syntax</b>                   | accounting;                                                                                                                                                                                                                                                            |
| <b>Hierarchy Level</b>          | [edit logical-systems <i>logical-system-name</i> protocols <a href="#">igmp</a> ],<br>[edit protocols <a href="#">igmp</a> ]                                                                                                                                           |
| <b>Release Information</b>      | Statement introduced in Junos OS Release 8.5.<br>Statement introduced in Junos OS Release 9.0 for EX Series switches.<br>Statement introduced in Junos OS Release 12.1 for the QFX Series.<br>Statement introduced in Junos OS Release 14.1X53-D20 for the OCX Series. |
| <b>Description</b>              | Enable the collection of IGMP join and leave event statistics on the system.                                                                                                                                                                                           |
| <b>Required Privilege Level</b> | routing—To view this statement in the configuration.<br>routing-control—To add this statement to the configuration.                                                                                                                                                    |
| <b>Related Documentation</b>    | <ul style="list-style-type: none"><li>• <a href="#">Recording IGMP Join and Leave Events on page 111</a></li></ul>                                                                                                                                                     |

## accounting (Protocols IGMP Interface)

---

|                                 |                                                                                                                                                                                                                                                                        |
|---------------------------------|------------------------------------------------------------------------------------------------------------------------------------------------------------------------------------------------------------------------------------------------------------------------|
| <b>Syntax</b>                   | (accounting   no-accounting);                                                                                                                                                                                                                                          |
| <b>Hierarchy Level</b>          | [edit logical-systems <i>logical-system-name</i> protocols <a href="#">igmp interface</a> <i>interface-name</i> ],<br>[edit protocols <a href="#">igmp interface</a> <i>interface-name</i> ]                                                                           |
| <b>Release Information</b>      | Statement introduced in Junos OS Release 8.5.<br>Statement introduced in Junos OS Release 9.0 for EX Series switches.<br>Statement introduced in Junos OS Release 12.1 for the QFX Series.<br>Statement introduced in Junos OS Release 14.1X53-D20 for the OCX Series. |
| <b>Description</b>              | Enable or disable the collection of IGMP join and leave event statistics for an interface.                                                                                                                                                                             |
| <b>Required Privilege Level</b> | routing—To view this statement in the configuration.<br>routing-control—To add this statement to the configuration.                                                                                                                                                    |
| <b>Related Documentation</b>    | <ul style="list-style-type: none"><li>• <a href="#">Recording IGMP Join and Leave Events on page 111</a></li></ul>                                                                                                                                                     |

## asm-override-ssm

|                                 |                                                                                                                                                                                                                                                                                                                                                 |
|---------------------------------|-------------------------------------------------------------------------------------------------------------------------------------------------------------------------------------------------------------------------------------------------------------------------------------------------------------------------------------------------|
| <b>Syntax</b>                   | asm-override-ssm;                                                                                                                                                                                                                                                                                                                               |
| <b>Hierarchy Level</b>          | [edit logical-systems <i>logical-system-name</i> routing-instances <i>routing-instance-name</i> routing-options multicast],<br>[edit logical-systems <i>logical-system-name</i> routing-options multicast],<br>[edit routing-instances <i>routing-instance-name</i> routing-options multicast],<br>[edit routing-options multicast]             |
| <b>Release Information</b>      | Statement introduced in Junos OS Release 9.4.<br>Statement introduced in Junos OS Release 9.5 for EX Series switches.<br>Statement introduced in Junos OS Release 12.1 for the QFX Series.<br>Statement introduced in Junos OS Release 12.3 for ACX Series routers.<br>Statement introduced in Junos OS Release 14.1X53-D20 for the OCX Series. |
| <b>Description</b>              | Enable the routing device to accept any-source multicast join messages (*G) for group addresses that are within the default or configured range of source-specific multicast groups.                                                                                                                                                            |
| <b>Required Privilege Level</b> | routing—To view this statement in the configuration.<br>routing-control—To add this statement to the configuration.                                                                                                                                                                                                                             |
| <b>Related Documentation</b>    | <ul style="list-style-type: none"> <li>• <a href="#">Example: Configuring Source-Specific Multicast Groups with Any-Source Override on page 36</a></li> </ul>                                                                                                                                                                                   |

## disable (Protocols IGMP)

|                                 |                                                                                                                                                                                                                                                                            |
|---------------------------------|----------------------------------------------------------------------------------------------------------------------------------------------------------------------------------------------------------------------------------------------------------------------------|
| <b>Syntax</b>                   | disable;                                                                                                                                                                                                                                                                   |
| <b>Hierarchy Level</b>          | [edit logical-systems <i>logical-system-name</i> protocols <b>igmp interface</b> <i>interface-name</i> ],<br>[edit protocols <b>igmp interface</b> <i>interface-name</i> ]                                                                                                 |
| <b>Release Information</b>      | Statement introduced before Junos OS Release 7.4.<br>Statement introduced in Junos OS Release 9.0 for EX Series switches.<br>Statement introduced in Junos OS Release 12.1 for the QFX Series.<br>Statement introduced in Junos OS Release 14.1X53-D20 for the OCX Series. |
| <b>Description</b>              | Disable IGMP on the system.                                                                                                                                                                                                                                                |
| <b>Required Privilege Level</b> | routing—To view this statement in the configuration.<br>routing-control—To add this statement to the configuration.                                                                                                                                                        |
| <b>Related Documentation</b>    | <ul style="list-style-type: none"> <li>• <a href="#">Disabling IGMP on page 116</a></li> </ul>                                                                                                                                                                             |


## exclude (Protocols IGMP)

---

|                                 |                                                                                                                                                                                                                                                                          |
|---------------------------------|--------------------------------------------------------------------------------------------------------------------------------------------------------------------------------------------------------------------------------------------------------------------------|
| <b>Syntax</b>                   | exclude;                                                                                                                                                                                                                                                                 |
| <b>Hierarchy Level</b>          | [edit logical-systems <i>logical-system-name</i> protocols <b>igmp</b> interface <i>interface-name</i> <b>static group</b> <i>mcast-group-address</i> ],<br>[edit protocols <b>igmp</b> interface <i>interface-name</i> <b>static group</b> <i>mcast-group-address</i> ] |
| <b>Release Information</b>      | Statement introduced in Junos OS Release 9.3.<br>Statement introduced in Junos OS Release 14.1X53-D20 for the OCX Series.                                                                                                                                                |
| <b>Description</b>              | Configure the static group to operate in exclude mode. In exclude mode all sources except the address configured are accepted for the group. If this statement is not included, the group operates in include mode.                                                      |
| <b>Required Privilege Level</b> | view-level—To view this statement in the configuration.<br>control-level—To add this statement to the configuration.                                                                                                                                                     |
| <b>Related Documentation</b>    | <ul style="list-style-type: none"><li>• <a href="#">Enabling IGMP Static Group Membership on page 105</a></li></ul>                                                                                                                                                      |



## group (Protocols IGMP)

|                                                                                                                                                                                                                                      |                                                                                                                                                                                                                                                                                               |
|--------------------------------------------------------------------------------------------------------------------------------------------------------------------------------------------------------------------------------------|-----------------------------------------------------------------------------------------------------------------------------------------------------------------------------------------------------------------------------------------------------------------------------------------------|
| <b>Syntax</b>                                                                                                                                                                                                                        | <pre>group <i>multicast-group-address</i> {   exclude;   group-count <i>number</i>;   group-increment <i>increment</i>;   source <i>ip-address</i> {     source-count <i>number</i>;     source-increment <i>increment</i>;   } }</pre>                                                       |
| <b>Hierarchy Level</b>                                                                                                                                                                                                               | [edit logical-systems <i>logical-system-name</i> protocols <a href="#">igmp interface interface-name static</a> ],<br>[edit protocols <a href="#">igmp interface interface-name static</a> ]                                                                                                  |
| <b>Release Information</b>                                                                                                                                                                                                           | <p>Statement introduced before Junos OS Release 7.4.</p> <p>Statement introduced in Junos OS Release 9.0 for EX Series switches.</p> <p>Statement introduced in Junos OS Release 12.1 for the QFX Series.</p> <p>Statement introduced in Junos OS Release 14.1X53-D20 for the OCX Series.</p> |
| <b>Description</b>                                                                                                                                                                                                                   | Specify the IGMP multicast group address and (optionally) the source address for the multicast group being statically configured on an interface.                                                                                                                                             |
| <div style="text-align: center;">  <span style="font-weight: bold;">NOTE:</span> You must specify a unique address for each group.         </div> |                                                                                                                                                                                                                                                                                               |
| The remaining statements are explained separately.                                                                                                                                                                                   |                                                                                                                                                                                                                                                                                               |
| <b>Required Privilege Level</b>                                                                                                                                                                                                      | <p>routing—To view this statement in the configuration.</p> <p>routing-control—To add this statement to the configuration.</p>                                                                                                                                                                |
| <b>Related Documentation</b>                                                                                                                                                                                                         | <ul style="list-style-type: none"> <li><a href="#">Enabling IGMP Static Group Membership on page 105</a></li> </ul>                                                                                                                                                                           |

## group-count (Protocols IGMP)

---

|                                 |                                                                                                                                                                                                                                                                          |
|---------------------------------|--------------------------------------------------------------------------------------------------------------------------------------------------------------------------------------------------------------------------------------------------------------------------|
| <b>Syntax</b>                   | <code>group-count <i>number</i>;</code>                                                                                                                                                                                                                                  |
| <b>Hierarchy Level</b>          | [edit logical-systems <i>logical-system-name</i> protocols <b>igmp</b> interface <i>interface-name</i> <b>static group</b> <i>mcast-group-address</i> ],<br>[edit protocols <b>igmp</b> interface <i>interface-name</i> <b>static group</b> <i>mcast-group-address</i> ] |
| <b>Release Information</b>      | Statement introduced in Junos OS Release 9.6.<br>Statement introduced in Junos OS Release 12.1 for the QFX Series.<br>Statement introduced in Junos OS Release 14.1X53-D20 for the OCX Series.                                                                           |
| <b>Description</b>              | Specify the number of static groups to be created.                                                                                                                                                                                                                       |
| <b>Options</b>                  | <i>number</i> —Number of static groups.<br><b>Range:</b> 1 through 512                                                                                                                                                                                                   |
| <b>Required Privilege Level</b> | routing—To view this statement in the configuration.<br>routing-control—To add this statement to the configuration.                                                                                                                                                      |
| <b>Related Documentation</b>    | <ul style="list-style-type: none"><li>• <a href="#">Enabling IGMP Static Group Membership on page 105</a></li></ul>                                                                                                                                                      |

## group-increment (Protocols IGMP)

---

|                                 |                                                                                                                                                                                                                                                                          |
|---------------------------------|--------------------------------------------------------------------------------------------------------------------------------------------------------------------------------------------------------------------------------------------------------------------------|
| <b>Syntax</b>                   | <code>group-increment <i>increment</i>;</code>                                                                                                                                                                                                                           |
| <b>Hierarchy Level</b>          | [edit logical-systems <i>logical-system-name</i> protocols <b>igmp</b> interface <i>interface-name</i> <b>static group</b> <i>mcast-group-address</i> ],<br>[edit protocols <b>igmp</b> interface <i>interface-name</i> <b>static group</b> <i>mcast-group-address</i> ] |
| <b>Release Information</b>      | Statement introduced in Junos OS Release 9.6.<br>Statement introduced in Junos OS Release 12.1 for the QFX Series.<br>Statement introduced in Junos OS Release 14.1X53-D20 for the OCX Series.                                                                           |
| <b>Description</b>              | Configure the number of times the address should be incremented for each static group created. The increment is specified in dotted decimal notation similar to an IPv4 address.                                                                                         |
| <b>Options</b>                  | <i>increment</i> —Number of times the address should be incremented.<br><b>Default:</b> 0.0.0.1<br><b>Range:</b> 0.0.0.1 through 255.255.255.255                                                                                                                         |
| <b>Required Privilege Level</b> | routing—To view this statement in the configuration.<br>routing-control—To add this statement to the configuration.                                                                                                                                                      |
| <b>Related Documentation</b>    | <ul style="list-style-type: none"><li>• <a href="#">Enabling IGMP Static Group Membership on page 105</a></li></ul>                                                                                                                                                      |

## group-limit (IGMP)

|                                 |                                                                                                                                                                                                                                                                                                                                     |
|---------------------------------|-------------------------------------------------------------------------------------------------------------------------------------------------------------------------------------------------------------------------------------------------------------------------------------------------------------------------------------|
| <b>Syntax</b>                   | <code>group-limit <i>limit</i>;</code>                                                                                                                                                                                                                                                                                              |
| <b>Hierarchy Level</b>          | [edit logical-systems <i>logical-system-name</i> protocols <b>igmp interface</b> <i>interface-name</i> ],<br>[edit protocols <b>igmp interface</b> <i>interface-name</i> ]                                                                                                                                                          |
| <b>Release Information</b>      | Statement introduced in Junos OS Release 10.4.<br>Statement introduced in Junos OS Release 12.1 for the QFX Series.<br>Statement introduced in Junos OS Release 14.1X53-D20 for the OCX Series.                                                                                                                                     |
| <b>Description</b>              | Configure a limit for the number of multicast groups (or [S,G] channels in IGMPv3) allowed on an interface. After this limit is reached, new reports are ignored and all related flows are not flooded on the interface.<br><br>To confirm the configured group limit on the interface, use the <b>show igmp interface</b> command. |
| <b>Default</b>                  | By default, there is no limit to the number of multicast groups that can join the interface.                                                                                                                                                                                                                                        |
| <b>Options</b>                  | <i>limit</i> —group limit value for the interface.<br><b>Range:</b> 1 through 32767                                                                                                                                                                                                                                                 |
| <b>Required Privilege Level</b> | routing—To view this statement in the configuration.<br>routing-control—To add this statement to the configuration.                                                                                                                                                                                                                 |
| <b>Related Documentation</b>    | <ul style="list-style-type: none"> <li>• <a href="#">Limiting the Number of IGMP Multicast Group Joins on Logical Interfaces on page 113</a></li> <li>• <i>group-threshold</i></li> <li>• <i>log-interval</i></li> </ul>                                                                                                            |

## group-policy (Protocols IGMP)

---

|                                 |                                                                                                                                                                                                                                                                                                   |
|---------------------------------|---------------------------------------------------------------------------------------------------------------------------------------------------------------------------------------------------------------------------------------------------------------------------------------------------|
| <b>Syntax</b>                   | <code>group-policy [ <i>policy-names</i> ];</code>                                                                                                                                                                                                                                                |
| <b>Hierarchy Level</b>          | [edit logical-systems <i>logical-system-name</i> protocols <b>igmp</b> interface <i>interface-name</i> ],<br>[edit protocols <b>igmp</b> interface <i>interface-name</i> ]                                                                                                                        |
| <b>Release Information</b>      | Statement introduced in Junos OS Release 9.1.<br>Statement introduced in Junos OS Release 12.1 for the QFX Series.<br>Statement introduced in Junos OS Release 14.1X53-D20 for the OCX Series.                                                                                                    |
| <b>Description</b>              | When this statement is enabled on a router running IGMP version 2 (IGMPv2) or version 3 (IGMPv3), after the router receives an IGMP report, the router compares the group against the specified group policy and performs the action configured in that policy (for example, rejects the report). |
| <b>Required Privilege Level</b> | routing—To view this statement in the configuration.<br>routing-control—To add this statement to the configuration.                                                                                                                                                                               |
| <b>Related Documentation</b>    | <ul style="list-style-type: none"><li>• <a href="#">Filtering Unwanted IGMP Reports at the IGMP Interface Level on page 101</a></li></ul>                                                                                                                                                         |

## igmp

```
Syntax  igmp {
    accounting;
    interface interface-name {
        disable;
        (accounting | no-accounting);
        group-limit limit;
        group-policy [ policy-names ];
        group-threshold
        immediate-leave;
        log-interval
        oif-map map-name;
        passive;
        promiscuous-mode;
        ssm-map ssm-map-name;
        ssm-map-policy ssm-map-policy-name;
        static {
            group multicast-group-address {
                exclude;
                group-count number;
                group-increment increment;
                source ip-address {
                    source-count number;
                    source-increment increment;
                }
            }
        }
        version version;
    }
    query-interval seconds;
    query-last-member-interval seconds;
    query-response-interval seconds;
    robust-count number;
    traceoptions {
        file filename <files number> <size size> <world-readable | no-world-readable>;
        flag flag <flag-modifier> <disable>;
    }
}
```

**Hierarchy Level** [edit logical-systems *logical-system-name* protocols],  
[edit protocols]


**Release Information** Statement introduced before Junos OS Release 7.4.  
Statement introduced in Junos OS Release 12.1 for the QFX Series.  
Statement introduced in Junos OS Release 14.1X53-D20 for the OCX Series.  
Statement introduced in Junos OS Release 12.3R2 for EX Series switches.

**Description** Enable IGMP on the router or switch. IGMP must be enabled for the router or switch to receive multicast packets.

The remaining statements are explained separately.

|                                 |                                                                                                                                                                                                                    |
|---------------------------------|--------------------------------------------------------------------------------------------------------------------------------------------------------------------------------------------------------------------|
| <b>Default</b>                  | IGMP is disabled on the router or switch. IGMP is automatically enabled on all broadcast interfaces when you configure Protocol Independent Multicast (PIM) or Distance Vector Multicast Routing Protocol (DVMRP). |
| <b>Required Privilege Level</b> | routing—To view this statement in the configuration.<br>routing-control—To add this statement to the configuration.                                                                                                |
| <b>Related Documentation</b>    | <ul style="list-style-type: none"><li>• <a href="#">Enabling IGMP on page 96</a></li></ul>                                                                                                                         |

## immediate-leave (Protocols IGMP)

|                                 |                                                                                                                                                                                                                                                                                                                                                                                                                                                                                                                                                                                                                                                                                                                                                                                                                                                                                                                                                                                                                                                                                                                                                                                                                                                                                                                                                                                                                                                                                                      |
|---------------------------------|------------------------------------------------------------------------------------------------------------------------------------------------------------------------------------------------------------------------------------------------------------------------------------------------------------------------------------------------------------------------------------------------------------------------------------------------------------------------------------------------------------------------------------------------------------------------------------------------------------------------------------------------------------------------------------------------------------------------------------------------------------------------------------------------------------------------------------------------------------------------------------------------------------------------------------------------------------------------------------------------------------------------------------------------------------------------------------------------------------------------------------------------------------------------------------------------------------------------------------------------------------------------------------------------------------------------------------------------------------------------------------------------------------------------------------------------------------------------------------------------------|
| <b>Syntax</b>                   | <code>immediate-leave;</code>                                                                                                                                                                                                                                                                                                                                                                                                                                                                                                                                                                                                                                                                                                                                                                                                                                                                                                                                                                                                                                                                                                                                                                                                                                                                                                                                                                                                                                                                        |
| <b>Hierarchy Level</b>          | [edit logical-systems <i>logical-system-name</i> protocols <b>igmp</b> interface <i>interface-name</i> ],<br>[edit protocols <b>igmp</b> interface <i>interface-name</i> ]                                                                                                                                                                                                                                                                                                                                                                                                                                                                                                                                                                                                                                                                                                                                                                                                                                                                                                                                                                                                                                                                                                                                                                                                                                                                                                                           |
| <b>Release Information</b>      | Statement introduced in Junos OS Release 8.3.<br>Statement introduced in Junos OS Release 9.0 for EX Series switches.<br>Statement introduced in Junos OS Release 12.1 for the QFX Series.<br>Statement introduced in Junos OS Release 14.1X53-D20 for the OCX Series.                                                                                                                                                                                                                                                                                                                                                                                                                                                                                                                                                                                                                                                                                                                                                                                                                                                                                                                                                                                                                                                                                                                                                                                                                               |
| <b>Description</b>              | <p>The immediate leave setting is useful for minimizing the leave latency of IGMP memberships. When this setting is enabled, the routing device leaves the multicast group immediately after the last host leaves the multicast group.</p> <p>Starting in Junos OS Release 9.3, both IGMP version 2 and IGMP version 3 do host tracking when the <b>immediate-leave</b> statement is configured. This means that the multicast group leaves only when the last host leaves. The routing device keeps track of the hosts that send join messages. This allows IGMP to determine when the last host sends a leave message for the multicast group.</p> <p>When the immediate leave setting is enabled, the device removes an interface from the forwarding-table entry without first sending IGMP group-specific queries to the interface. The interface is pruned from the multicast tree for the multicast group specified in the IGMP leave message. The immediate leave setting ensures optimal bandwidth management for hosts on a switched network, even when multiple multicast groups are being used simultaneously.</p> <p>When immediate leave is disabled and one host sends a leave group message, the routing device first sends a group query to determine if another receiver responds. If no receiver responds, the routing device removes all hosts on the interface from the multicast group. Immediate leave is disabled by default for both IGMP version 2 and IGMP version 3.</p> |
|                                 | <p> <b>NOTE:</b> Although host tracking is enabled for IGMPv2 and MLDv1 when you enable immediate leave, use immediate leave with these versions only when there is one host on the interface. The reason is that IGMPv2 and MLDv1 use a report suppression mechanism whereby only one host on an interface sends a group join report in response to a membership query. The other interested hosts suppress their reports. The purpose of this mechanism is to avoid a flood of reports for the same group. But it also interferes with host tracking, because the routing device only knows about the one interested host and does not know about the others.</p>                                                                                                                                                                                                                                                                                                                                                                                                                                                                                                                                                                                                                                                                                                                                               |
| <b>Required Privilege Level</b> | <p>routing—To view this statement in the configuration.</p> <p>routing-control—To add this statement to the configuration.</p>                                                                                                                                                                                                                                                                                                                                                                                                                                                                                                                                                                                                                                                                                                                                                                                                                                                                                                                                                                                                                                                                                                                                                                                                                                                                                                                                                                       |

- Related Documentation**
- [Specifying Immediate-Leave Host Removal for IGMP on page 100](#)

## interface (Protocols IGMP)

|                                 |                                                                                                                                                                                                                                                                                                                                                                                                                                                                                                                                                                                                                                                                                                                    |
|---------------------------------|--------------------------------------------------------------------------------------------------------------------------------------------------------------------------------------------------------------------------------------------------------------------------------------------------------------------------------------------------------------------------------------------------------------------------------------------------------------------------------------------------------------------------------------------------------------------------------------------------------------------------------------------------------------------------------------------------------------------|
| <b>Syntax</b>                   | <pre> interface <i>interface-name</i> {     disable;     (accounting   no-accounting);     group-limit <i>limit</i>;     group-policy [ <i>policy-names</i> ];     immediate-leave;     oif-map <i>map-name</i>;     passive;     promiscuous-mode;     ssm-map <i>ssm-map-name</i>;     ssm-map-policy <i>ssm-map-policy-name</i>;     static {         group <i>multicast-group-address</i> {             exclude;             group-count <i>number</i>;             group-increment <i>increment</i>;             source <i>ip-address</i> {                 source-count <i>number</i>;                 source-increment <i>increment</i>;             }         }     }     version <i>version</i>; } </pre> |
| <b>Hierarchy Level</b>          | <p>[edit logical-systems <i>logical-system-name</i> protocols <b>igmp</b>],</p> <p>[edit protocols <b>igmp</b>]</p>                                                                                                                                                                                                                                                                                                                                                                                                                                                                                                                                                                                                |
| <b>Release Information</b>      | <p>Statement introduced before Junos OS Release 7.4.</p> <p>Statement introduced in Junos OS Release 9.0 for EX Series switches.</p> <p>Statement introduced in Junos OS Release 12.1 for the QFX Series.</p> <p>Statement introduced in Junos OS Release 14.1X53-D20 for the OCX Series.</p>                                                                                                                                                                                                                                                                                                                                                                                                                      |
| <b>Description</b>              | <p>Enable IGMP on an interface and configure interface-specific properties.</p>                                                                                                                                                                                                                                                                                                                                                                                                                                                                                                                                                                                                                                    |
| <b>Options</b>                  | <p><b><i>interface-name</i></b>—Name of the interface. Specify the full interface name, including the physical and logical address components. To configure all interfaces, you can specify <b>all</b>.</p> <p>The remaining statements are explained separately.</p>                                                                                                                                                                                                                                                                                                                                                                                                                                              |
| <b>Required Privilege Level</b> | <p>routing—To view this statement in the configuration.</p> <p>routing-control—To add this statement to the configuration.</p>                                                                                                                                                                                                                                                                                                                                                                                                                                                                                                                                                                                     |
| <b>Related Documentation</b>    | <ul style="list-style-type: none"> <li>• <a href="#">Enabling IGMP on page 96</a></li> </ul>                                                                                                                                                                                                                                                                                                                                                                                                                                                                                                                                                                                                                       |



## maximum-transmit-rate (Protocols IGMP)


|                                 |                                                                                                                                                                                                |
|---------------------------------|------------------------------------------------------------------------------------------------------------------------------------------------------------------------------------------------|
| <b>Syntax</b>                   | <code>maximum-transmit-rate <i>packets-per-second</i>;</code>                                                                                                                                  |
| <b>Hierarchy Level</b>          | [edit logical-systems <i>logical-system-name</i> protocols igmp],<br>[edit protocols igmp]                                                                                                     |
| <b>Release Information</b>      | Statement introduced in Junos OS Release 9.3.<br>Statement introduced in Junos OS Release 12.1 for the QFX Series.<br>Statement introduced in Junos OS Release 14.1X53-D20 for the OCX Series. |
| <b>Description</b>              | Limit the transmission rate of IGMP packets                                                                                                                                                    |
| <b>Options</b>                  | <b>packets-per-second</b> —Maximum number of IGMP packets transmitted in one second by the routing device.<br><b>Range:</b> 1 through 10000<br><b>Default:</b> 500 packets                     |
| <b>Required Privilege Level</b> | routing—To view this statement in the configuration.<br>routing-control—To add this statement to the configuration.                                                                            |
| <b>Related Documentation</b>    | <ul style="list-style-type: none"> <li>• <a href="#">Limiting the Maximum IGMP Message Rate on page 104</a></li> </ul>                                                                         |

## oif-map (IGMP Interface)

|                                 |                                                                                                                                                                                                |
|---------------------------------|------------------------------------------------------------------------------------------------------------------------------------------------------------------------------------------------|
| <b>Syntax</b>                   | <code>oif-map <i>map-name</i>;</code>                                                                                                                                                          |
| <b>Hierarchy Level</b>          | [edit logical-systems <i>logical-system-name</i> protocols <b>igmp interface</b> <i>interface-name</i> ],<br>[edit protocols <b>igmp interface</b> <i>interface-name</i> ]                     |
| <b>Release Information</b>      | Statement introduced in Junos OS Release 9.6.<br>Statement introduced in Junos OS Release 12.1 for the QFX Series.<br>Statement introduced in Junos OS Release 14.1X53-D20 for the OCX Series. |
| <b>Description</b>              | Associates an outgoing interface (OIF) map to the IGMP interface. The OIF map is a routing policy statement that can contain multiple terms.                                                   |
| <b>Required Privilege Level</b> | routing—To view this statement in the configuration.<br>routing-control—To add this statement to the configuration.                                                                            |
| <b>Related Documentation</b>    | <ul style="list-style-type: none"> <li>• <a href="#">Example: Configuring Multicast with Subscriber VLANs</a></li> </ul>                                                                       |

## passive (IGMP)

---

|                                                                                                                                                                                                                                                                                                                                                                        |                                                                                                                                                                                                                                                                                                                               |
|------------------------------------------------------------------------------------------------------------------------------------------------------------------------------------------------------------------------------------------------------------------------------------------------------------------------------------------------------------------------|-------------------------------------------------------------------------------------------------------------------------------------------------------------------------------------------------------------------------------------------------------------------------------------------------------------------------------|
| <b>Syntax</b>                                                                                                                                                                                                                                                                                                                                                          | <code>passive &lt;allow-receive&gt; &lt;send-general-query&gt; &lt;send-group-query&gt;;</code>                                                                                                                                                                                                                               |
| <b>Hierarchy Level</b>                                                                                                                                                                                                                                                                                                                                                 | [edit logical-systems <i>logical-system-name</i> protocols <b>igmp</b> interface <i>interface-name</i> ],<br>[edit protocols <b>igmp</b> interface <i>interface-name</i> ]                                                                                                                                                    |
| <b>Release Information</b>                                                                                                                                                                                                                                                                                                                                             | Statement introduced in Junos OS Release 9.6.<br><b>allow-receive</b> , <b>send-general-query</b> , and <b>send-group-query</b> options were added in Junos OS Release 10.0.<br>Statement introduced in Junos OS Release 12.1 for the QFX Series.<br>Statement introduced in Junos OS Release 14.1X53-D20 for the OCX Series. |
| <b>Description</b>                                                                                                                                                                                                                                                                                                                                                     | Specify that IGMP run on the interface and either not send and receive control traffic or selectively send and receive control traffic such as IGMP reports, queries, and leaves.                                                                                                                                             |
| <div> <b>NOTE:</b> You can selectively activate up to two out of the three available options for the <b>passive</b> statement while keeping the other functions passive (inactive). Activating all three options would be equivalent to not using the <b>passive</b> statement.</div> |                                                                                                                                                                                                                                                                                                                               |
| <b>Options</b>                                                                                                                                                                                                                                                                                                                                                         | <b>allow-receive</b> —Enables IGMP to receive control traffic on the interface.<br><br><b>send-general-query</b> —Enables IGMP to send general queries on the interface.<br><br><b>send-group-query</b> —Enables IGMP to send group-specific and group-source-specific queries on the interface.                              |
| <b>Required Privilege Level</b>                                                                                                                                                                                                                                                                                                                                        | routing—To view this statement in the configuration.<br>routing-control—To add this statement to the configuration.                                                                                                                                                                                                           |
| <b>Related Documentation</b>                                                                                                                                                                                                                                                                                                                                           | <ul style="list-style-type: none"><li>• <i>Example: Configuring Multicast with Subscriber VLANs</i></li><li>• <a href="#">Enabling IGMP on page 96</a></li></ul>                                                                                                                                                              |

## promiscuous-mode (Protocols IGMP)

|                                 |                                                                                                                                                                                                                                                                                                                                                       |
|---------------------------------|-------------------------------------------------------------------------------------------------------------------------------------------------------------------------------------------------------------------------------------------------------------------------------------------------------------------------------------------------------|
| <b>Syntax</b>                   | <code>promiscuous-mode;</code>                                                                                                                                                                                                                                                                                                                        |
| <b>Hierarchy Level</b>          | [edit dynamic-profiles <i>profile-name</i> protocols igmp interface <i>interface-name</i> ],<br>[edit logical-systems <i>logical-system-name</i> protocols <b>igmp interface</b> <i>interface-name</i> ],<br>[edit protocols <b>igmp interface</b> <i>interface-name</i> ]                                                                            |
| <b>Release Information</b>      | Statement introduced in Junos OS Release 8.3.<br>Statement introduced in Junos OS Release 9.0 for EX Series switches.<br>Statement introduced in Junos OS Release 9.2 for dynamic profiles.<br>Statement introduced in Junos OS Release 12.1 for the QFX Series.<br>Statement introduced in Junos OS Release 14.1X53-D20 for the OCX Series.          |
| <b>Description</b>              | Specify that the interface accepts IGMP reports from hosts on any subnetwork. Note that when enabling promiscuous-mode, all routing devices on the ethernet segment must be configured with the promiscuous mode statement. Otherwise, only the interface configured with lowest IPv4 address acts as the querier for IGMP for this Ethernet segment. |
| <b>Required Privilege Level</b> | routing—To view this statement in the configuration.<br>routing-control—To add this statement to the configuration.                                                                                                                                                                                                                                   |
| <b>Related Documentation</b>    | <ul style="list-style-type: none"> <li>• <i>Configuring Dynamic DHCP Client Access to a Multicast Network</i></li> <li>• <a href="#">Accepting IGMP Messages from Remote Subnetworks on page 102</a></li> </ul>                                                                                                                                       |

## query-interval (Protocols IGMP)

---

|                                 |                                                                                                                                                                                                                                                                                              |
|---------------------------------|----------------------------------------------------------------------------------------------------------------------------------------------------------------------------------------------------------------------------------------------------------------------------------------------|
| <b>Syntax</b>                   | <code>query-interval seconds;</code>                                                                                                                                                                                                                                                         |
| <b>Hierarchy Level</b>          | [edit logical-systems <i>logical-system-name</i> protocols <a href="#">igmp</a> ],<br>[edit protocols <a href="#">igmp</a> ]                                                                                                                                                                 |
| <b>Release Information</b>      | Statement introduced before Junos OS Release 7.4.<br>Statement introduced in Junos OS Release 9.0 for EX Series switches.<br>Statement introduced in Junos OS Release 12.1 for the QFX Series.<br>Statement introduced in Junos OS Release 14.1X53-D20 for the OCX Series.                   |
| <b>Description</b>              | Specify how often the querier routing device sends general host-query messages.                                                                                                                                                                                                              |
| <b>Options</b>                  | <i>seconds</i> —Time interval.<br><b>Range:</b> 1 through 1024<br><b>Default:</b> 125 seconds                                                                                                                                                                                                |
| <b>Required Privilege Level</b> | routing—To view this statement in the configuration.<br>routing-control—To add this statement to the configuration.                                                                                                                                                                          |
| <b>Related Documentation</b>    | <ul style="list-style-type: none"><li>• <a href="#">Modifying the IGMP Host-Query Message Interval on page 98</a></li><li>• <a href="#">query-last-member-interval (Protocols IGMP) on page 241</a></li><li>• <a href="#">query-response-interval (Protocols IGMP) on page 242</a></li></ul> |

## query-last-member-interval (Protocols IGMP)

|                                 |                                                                                                                                                                                                                                                                                     |
|---------------------------------|-------------------------------------------------------------------------------------------------------------------------------------------------------------------------------------------------------------------------------------------------------------------------------------|
| <b>Syntax</b>                   | query-last-member-interval <i>seconds</i> ;                                                                                                                                                                                                                                         |
| <b>Hierarchy Level</b>          | [edit logical-systems <i>logical-system-name</i> protocols <a href="#">igmp</a> ],<br>[edit protocols <a href="#">igmp</a> ]                                                                                                                                                        |
| <b>Release Information</b>      | Statement introduced before Junos OS Release 7.4.<br>Statement introduced in Junos OS Release 9.0 for EX Series switches.<br>Statement introduced in Junos OS Release 12.1 for the QFX Series.<br>Statement introduced in Junos OS Release 14.1X53-D20 for the OCX Series.          |
| <b>Description</b>              | Specify how often the querier routing device sends group-specific query messages.                                                                                                                                                                                                   |
| <b>Options</b>                  | <b>seconds</b> —Time interval, in fractions of a second or seconds.<br><b>Range:</b> 0.1 through 0.9, then in 1-second intervals 1 through 9999999<br><b>Default:</b> 1 second                                                                                                      |
| <b>Required Privilege Level</b> | routing—To view this statement in the configuration.<br>routing-control—To add this statement to the configuration.                                                                                                                                                                 |
| <b>Related Documentation</b>    | <ul style="list-style-type: none"> <li>• <a href="#">Modifying the IGMP Last-Member Query Interval on page 99</a></li> <li>• <a href="#">query-interval (Protocols IGMP) on page 240</a></li> <li>• <a href="#">query-response-interval (Protocols IGMP) on page 242</a></li> </ul> |

## query-response-interval (Protocols IGMP)

---

|                                 |                                                                                                                                                                                                                                                                                  |
|---------------------------------|----------------------------------------------------------------------------------------------------------------------------------------------------------------------------------------------------------------------------------------------------------------------------------|
| <b>Syntax</b>                   | query-response-interval <i>seconds</i> ;                                                                                                                                                                                                                                         |
| <b>Hierarchy Level</b>          | [edit logical-systems <i>logical-system-name</i> protocols <a href="#">igmp</a> ],<br>[edit protocols <a href="#">igmp</a> ]                                                                                                                                                     |
| <b>Release Information</b>      | Statement introduced before Junos OS Release 7.4.<br>Statement introduced in Junos OS Release 9.0 for EX Series switches.<br>Statement introduced in Junos OS Release 12.1 for the QFX Series.<br>Statement introduced in Junos OS Release 14.1X53-D20 for the OCX Series.       |
| <b>Description</b>              | Specify how long the querier routing device waits to receive a response to a host-query message from a host.                                                                                                                                                                     |
| <b>Options</b>                  | <b>seconds</b> —The query response interval must be less than the query interval.<br><b>Range:</b> 1 through 1024<br><b>Default:</b> 10 seconds                                                                                                                                  |
| <b>Required Privilege Level</b> | routing—To view this statement in the configuration.<br>routing-control—To add this statement to the configuration.                                                                                                                                                              |
| <b>Related Documentation</b>    | <ul style="list-style-type: none"><li>• <a href="#">Modifying the IGMP Query Response Interval on page 102</a></li><li>• <a href="#">query-interval (Protocols IGMP) on page 240</a></li><li>• <a href="#">query-last-member-interval (Protocols IGMP) on page 241</a></li></ul> |

## robust-count (Protocols IGMP)

|                                 |                                                                                                                                                                                                                                                                            |
|---------------------------------|----------------------------------------------------------------------------------------------------------------------------------------------------------------------------------------------------------------------------------------------------------------------------|
| <b>Syntax</b>                   | <code>robust-count <i>number</i>;</code>                                                                                                                                                                                                                                   |
| <b>Hierarchy Level</b>          | [edit logical-systems <i>logical-system-name</i> protocols <a href="#">igmp</a> ],<br>[edit protocols <a href="#">igmp</a> ]                                                                                                                                               |
| <b>Release Information</b>      | Statement introduced before Junos OS Release 7.4.<br>Statement introduced in Junos OS Release 9.0 for EX Series switches.<br>Statement introduced in Junos OS Release 12.1 for the QFX Series.<br>Statement introduced in Junos OS Release 14.1X53-D20 for the OCX Series. |
| <b>Description</b>              | Tune the expected packet loss on a subnet. This factor is used to calculate the group member interval, other querier present interval, and last-member query count.                                                                                                        |
| <b>Options</b>                  | <i>number</i> —Robustness variable.<br><b>Range:</b> 2 through 10<br><b>Default:</b> 2                                                                                                                                                                                     |
| <b>Required Privilege Level</b> | routing—To view this statement in the configuration.<br>routing-control—To add this statement to the configuration.                                                                                                                                                        |
| <b>Related Documentation</b>    | <ul style="list-style-type: none"> <li>• <a href="#">Modifying the IGMP Robustness Variable on page 103</a></li> </ul>                                                                                                                                                     |

## source (Protocols IGMP)

---

|                                 |                                                                                                                                                                                                                                                                            |
|---------------------------------|----------------------------------------------------------------------------------------------------------------------------------------------------------------------------------------------------------------------------------------------------------------------------|
| <b>Syntax</b>                   | <code>source <i>ip-address</i> {<br/>    <i>source-count</i> <i>number</i>;<br/>    <i>source-increment</i> <i>increment</i>;<br/>}</code>                                                                                                                                 |
| <b>Hierarchy Level</b>          | [edit logical-systems <i>logical-system-name</i> protocols <b>igmp interface</b> <i>interface-name</i> <b>static group</b> <i>mcast-group-address</i> ],<br>[edit protocols <b>igmp interface</b> <i>interface-name</i> <b>static group</b> <i>mcast-group-address</i> ]   |
| <b>Release Information</b>      | Statement introduced before Junos OS Release 7.4.<br>Statement introduced in Junos OS Release 9.0 for EX Series switches.<br>Statement introduced in Junos OS Release 12.1 for the QFX Series.<br>Statement introduced in Junos OS Release 14.1X53-D20 for the OCX Series. |
| <b>Description</b>              | Specify the IP version 4 (IPv4) unicast source address for the multicast group being statically configured on an interface.                                                                                                                                                |
| <b>Options</b>                  | <i>ip-address</i> —IPv4 unicast address.<br><br>The remaining statements are explained separately.                                                                                                                                                                         |
| <b>Required Privilege Level</b> | routing—To view this statement in the configuration.<br>routing-control—To add this statement to the configuration.                                                                                                                                                        |
| <b>Related Documentation</b>    | <ul style="list-style-type: none"><li>• <a href="#">Enabling IGMP Static Group Membership on page 105</a></li></ul>                                                                                                                                                        |



## source-count (Protocols IGMP)

|                                 |                                                                                                                                                                                                                                                                                                |
|---------------------------------|------------------------------------------------------------------------------------------------------------------------------------------------------------------------------------------------------------------------------------------------------------------------------------------------|
| <b>Syntax</b>                   | <code>source-count <i>number</i>;</code>                                                                                                                                                                                                                                                       |
| <b>Hierarchy Level</b>          | [edit logical-systems <i>logical-system-name</i> protocols <b>igmp</b> interface <i>interface-name</i> <b>static group multicast-group-address</b> <b>source</b> ],<br>[edit protocols <b>igmp</b> interface <i>interface-name</i> <b>static group multicast-group-address</b> <b>source</b> ] |
| <b>Release Information</b>      | Statement introduced in Junos OS Release 9.6.<br>Statement introduced in Junos OS Release 12.1 for the QFX Series.<br>Statement introduced in Junos OS Release 14.1X53-D20 for the OCX Series.                                                                                                 |
| <b>Description</b>              | Configure the number of multicast source addresses that should be accepted for each static group created.                                                                                                                                                                                      |
| <b>Options</b>                  | <i>number</i> —Number of source addresses.<br><b>Default:</b> 1<br><b>Range:</b> 1 through 1024                                                                                                                                                                                                |
| <b>Required Privilege Level</b> | routing—To view this statement in the configuration.<br>routing-control—To add this statement to the configuration.                                                                                                                                                                            |
| <b>Related Documentation</b>    | <ul style="list-style-type: none"> <li>• <a href="#">Enabling IGMP Static Group Membership on page 105</a></li> </ul>                                                                                                                                                                          |

## source-increment (Protocols IGMP)

---

|                                 |                                                                                                                                                                                                                                                                                  |
|---------------------------------|----------------------------------------------------------------------------------------------------------------------------------------------------------------------------------------------------------------------------------------------------------------------------------|
| <b>Syntax</b>                   | source-increment <i>number</i> ;                                                                                                                                                                                                                                                 |
| <b>Hierarchy Level</b>          | [edit logical-systems <i>logical-system-name</i> protocols <b>igmp</b> interface <i>interface-name</i> <b>static group multicast-group-address source</b> ],<br>[edit protocols <b>igmp</b> interface <i>interface-name</i> <b>static group multicast-group-address source</b> ] |
| <b>Release Information</b>      | Statement introduced in Junos OS Release 9.6.<br>Statement introduced in Junos OS Release 12.1 for the QFX Series.<br>Statement introduced in Junos OS Release 14.1X53-D20 for the OCX Series.                                                                                   |
| <b>Description</b>              | Configure the number of times the multicast source address should be incremented for each static group created. The increment is specified in dotted decimal notation similar to an IPv4 address.                                                                                |
| <b>Options</b>                  | <b>increment</b> —Number of times the source address should be incremented.<br><b>Default:</b> 0.0.0.1<br><b>Range:</b> 0.0.0.1 through 255.255.255.255                                                                                                                          |
| <b>Required Privilege Level</b> | routing—To view this statement in the configuration.<br>routing-control—To add this statement to the configuration.                                                                                                                                                              |
| <b>Related Documentation</b>    | <ul style="list-style-type: none"><li>• <a href="#">Enabling IGMP Static Group Membership on page 105</a></li></ul>                                                                                                                                                              |

## static (Protocols IGMP)

**Syntax**

```
static {
  group multicast-group-address {
    exclude;
    group-count number;
    group-increment increment;
    source ip-address {
      source-count number;
      source-increment increment;
    }
  }
}
```

**Hierarchy Level** [edit logical-systems *logical-system-name* protocols **igmp interface** *interface-name*],  
[edit protocols **igmp interface** *interface-name*]

**Release Information** Statement introduced before Junos OS Release 7.4.  
Statement introduced in Junos OS Release 9.0 for EX Series switches.  
Statement introduced in Junos OS Release 12.1 for the QFX Series.  
Statement introduced in Junos OS Release 14.1X53-D20 for the OCX Series.

**Description** Test multicast forwarding on an interface without a receiver host.

The **static** statement simulates IGMP joins on a routing device statically on an interface without any IGMP hosts. It is supported for both IGMPv2 and IGMPv3 joins. This statement is especially useful for testing multicast forwarding on an interface without a receiver host.



**NOTE:** To prevent joining too many groups accidentally, the **static** statement is not supported with the **interface all** statement.

The remaining statements are explained separately.

**Required Privilege** routing and trace—To view this statement in the configuration.  
**Level** routing-control and trace-control—To add this statement to the configuration.

**Related Documentation**

- [Enabling IGMP Static Group Membership on page 105](#)

## traceoptions (Protocols IGMP)

---

|                            |                                                                                                                                                                                                                                                                                                                                                                                                                                                                                                                                                                                                                                                                                                                                                                                                                                                                                                                                                                                                                                                                                                                                                                                                                                                                                                                                                                                                               |
|----------------------------|---------------------------------------------------------------------------------------------------------------------------------------------------------------------------------------------------------------------------------------------------------------------------------------------------------------------------------------------------------------------------------------------------------------------------------------------------------------------------------------------------------------------------------------------------------------------------------------------------------------------------------------------------------------------------------------------------------------------------------------------------------------------------------------------------------------------------------------------------------------------------------------------------------------------------------------------------------------------------------------------------------------------------------------------------------------------------------------------------------------------------------------------------------------------------------------------------------------------------------------------------------------------------------------------------------------------------------------------------------------------------------------------------------------|
| <b>Syntax</b>              | <pre>traceoptions {<br/>    file <i>filename</i> &lt;files <i>number</i>&gt; &lt;size <i>size</i>&gt; &lt;world-readable   no-world-readable&gt;;<br/>    flag <i>flag</i> &lt;flag-modifier&gt; &lt;disable&gt;;<br/>}</pre>                                                                                                                                                                                                                                                                                                                                                                                                                                                                                                                                                                                                                                                                                                                                                                                                                                                                                                                                                                                                                                                                                                                                                                                 |
| <b>Hierarchy Level</b>     | [edit logical-systems <i>logical-system-name</i> protocols <b>igmp</b> ],<br>[edit protocols <b>igmp</b> ]                                                                                                                                                                                                                                                                                                                                                                                                                                                                                                                                                                                                                                                                                                                                                                                                                                                                                                                                                                                                                                                                                                                                                                                                                                                                                                    |
| <b>Release Information</b> | Statement introduced before Junos OS Release 7.4.<br>Statement introduced in Junos OS Release 9.0 for EX Series switches.<br>Statement introduced in Junos OS Release 12.1 for the QFX Series.<br>Statement introduced in Junos OS Release 14.1X53-D20 for the OCX Series.                                                                                                                                                                                                                                                                                                                                                                                                                                                                                                                                                                                                                                                                                                                                                                                                                                                                                                                                                                                                                                                                                                                                    |
| <b>Description</b>         | <p>Configure IGMP tracing options.</p> <p>To specify more than one tracing operation, include multiple <b>flag</b> statements.</p> <p>To trace the paths of multicast packets, use the <b>mtrace</b> command.</p>                                                                                                                                                                                                                                                                                                                                                                                                                                                                                                                                                                                                                                                                                                                                                                                                                                                                                                                                                                                                                                                                                                                                                                                             |
| <b>Default</b>             | The default IGMP trace options are those inherited from the routing protocols <b>traceoptions</b> statement included at the [edit routing-options] hierarchy level.                                                                                                                                                                                                                                                                                                                                                                                                                                                                                                                                                                                                                                                                                                                                                                                                                                                                                                                                                                                                                                                                                                                                                                                                                                           |
| <b>Options</b>             | <p><b>disable</b>—(Optional) Disable the tracing operation. You can use this option to disable a single operation when you have defined a broad group of tracing operations, such as <b>all</b>.</p> <p><b>file <i>filename</i></b>—Name of the file to receive the output of the tracing operation. Enclose the name within quotation marks. All files are placed in the directory <b>/var/log</b>. We recommend that you place tracing output in the file <b>igmp-log</b>.</p> <p><b>files <i>number</i></b>—(Optional) Maximum number of trace files. When a trace file named <b>trace-file</b> reaches its maximum size, it is renamed <b>trace-file.0</b>, then <b>trace-file.1</b>, and so on, until the maximum number of trace files is reached. Then the oldest trace file is overwritten.</p> <p>If you specify a maximum number of files, you must also include the <b>size</b> statement to specify the maximum file size.</p> <p><b>Range:</b> 2 through 1000 files</p> <p><b>Default:</b> 2 files</p> <p><b>flag</b>—Tracing operation to perform. To specify more than one tracing operation, include multiple <b>flag</b> statements.</p> <p><b>IGMP Tracing Flags</b></p> <ul style="list-style-type: none"><li>• <b>leave</b>—Leave group messages (for IGMP version 2 only).</li><li>• <b>mtrace</b>—Mtrace packets. Use the <b>mtrace</b> command to troubleshoot the software.</li></ul> |

- **packets**—All IGMP packets.
- **query**—IGMP membership query messages, including general and group-specific queries.
- **report**—Membership report messages.

#### Global Tracing Flags

- **all**—All tracing operations
- **general**—A combination of the **normal** and **route** trace operations
- **normal**—All normal operations

**Default:** If you do not specify this option, only unusual or abnormal operations are traced.

- **policy**—Policy operations and actions
- **route**—Routing table changes
- **state**—State transitions
- **task**—Interface transactions and processing
- **timer**—Timer usage

**flag-modifier**—(Optional) Modifier for the tracing flag. You can specify one or more of these modifiers:

- **detail**—Detailed trace information
- **receive**—Packets being received
- **send**—Packets being transmitted

**no-stamp**—(Optional) Do not place timestamp information at the beginning of each line in the trace file.

**Default:** If you omit this option, timestamp information is placed at the beginning of each line of the tracing output.

**no-world-readable**—(Optional) Do not allow users to read the log file.

**replace**—(Optional) Replace an existing trace file if there is one.

**Default:** If you do not include this option, tracing output is appended to an existing trace file.

**size size**—(Optional) Maximum size of each trace file, in kilobytes (KB), megabytes (MB), or gigabytes (GB). When a trace file named **trace-file** reaches this size, it is renamed **trace-file.0**. When **trace-file** again reaches this size, **trace-file.0** is renamed **trace-file.1** and **trace-file** is renamed **trace-file.0**. This renaming scheme continues until the maximum number of trace files is reached. Then the oldest trace file is overwritten.

If you specify a maximum file size, you must also include the **files** statement to specify the maximum number of trace files.

**Syntax:** *xk* to specify KB, *xm* to specify MB, or *xg* to specify GB

**Range:** 10 KB through the maximum file size supported on your system

**Default:** 1 MB

**world-readable**—(Optional) Allow any user to read the log file.

**Required Privilege Level** routing and trace—To view this statement in the configuration.  
routing-control and trace-control—To add this statement to the configuration.

**Related Documentation**

- [Tracing IGMP Protocol Traffic on page 114](#)

---

## version (Protocols IGMP)

---

**Syntax** `version version;`

**Hierarchy Level** [edit logical-systems *logical-system-name* protocols **igmp interface** *interface-name*],  
[edit protocols **igmp interface** *interface-name*]

**Release Information** Statement introduced before Junos OS Release 7.4.  
Statement introduced in Junos OS Release 9.0 for EX Series switches.  
Statement introduced in Junos OS Release 12.1 for the QFX Series.  
Statement introduced in Junos OS Release 14.1X53-D20 for the OCX Series.

**Description** Specify the version of IGMP.

**Options** *version*—IGMP version number.

**Range:** 1, 2, or 3

**Default:** IGMP version 2

**Required Privilege Level** routing—To view this statement in the configuration.  
routing-control—To add this statement to the configuration.

**Related Documentation**

- [Changing the IGMP Version on page 97](#)

# IGMP Snooping Configuration Statements

- [data-forwarding](#) on page 252
- [disable \(IGMP Snooping\)](#) on page 252
- [group \(IGMP Snooping\)](#) on page 253
- [group-limit \(IGMP and MLD Snooping\)](#) on page 254
- [host-only-interface](#) on page 255
- [igmp-querier](#) on page 256
- [igmp-snooping](#) on page 257
- [immediate-leave \(Bridge Domains\)](#) on page 258
- [interface \(Bridge Domains\)](#) on page 259
- [interface \(IGMP Snooping\)](#) on page 260
- [l2-querier](#) on page 260
- [multicast-router-interface \(IGMP Snooping\)](#) on page 261
- [query-interval \(Bridge Domains\)](#) on page 262
- [query-last-member-interval \(Bridge Domains\)](#) on page 263
- [query-response-interval \(Bridge Domains\)](#) on page 264
- [receiver](#) on page 265
- [robust-count \(IGMP Snooping\)](#) on page 265
- [source-address](#) on page 266
- [src-address \(IGMP Querier\)](#) on page 267
- [source-vlans](#) on page 267
- [static \(IGMP Snooping\)](#) on page 268
- [traceoptions \(IGMP Snooping\)](#) on page 269
- [version \(IGMP Snooping\)](#) on page 271
- [vlan \(IGMP Snooping\)](#) on page 272

## data-forwarding

---

|                                 |                                                                                                                                                                                                                                                                                                                                                                                                                                          |
|---------------------------------|------------------------------------------------------------------------------------------------------------------------------------------------------------------------------------------------------------------------------------------------------------------------------------------------------------------------------------------------------------------------------------------------------------------------------------------|
| <b>Syntax</b>                   | <pre>data-forwarding {<br/>  receiver {<br/>    source-vlans <i>vlan-list</i>;<br/>    install;<br/>  }<br/>  source {<br/>    groups <i>group-prefix</i>;<br/>  }<br/>}</pre>                                                                                                                                                                                                                                                           |
| <b>Hierarchy Level</b>          | [edit protocols igmp-snooping vlan (all   <i>vlan-name</i> )]                                                                                                                                                                                                                                                                                                                                                                            |
| <b>Release Information</b>      | Statement introduced in Junos OS Release 9.6 for EX Series switches.<br>Statement introduced in Junos OS Release 12.3 for the QFX Series.                                                                                                                                                                                                                                                                                                |
| <b>Description</b>              | <p>Configure the VLAN to be a multicast source VLAN (MVLAN) or a multicast VLAN registration (MVR) receiver VLAN. Each data-forwarding VLAN, which can be a multicast source VLAN (MVLAN) or a multicast receiver VLAN, must have exactly one source statement or exactly one receiver statement. A data-forwarding VLAN can operate only in IGMP version 2 (IGMPv2) mode.</p> <p>The remaining statements are explained separately.</p> |
| <b>Default</b>                  | Disabled                                                                                                                                                                                                                                                                                                                                                                                                                                 |
| <b>Required Privilege Level</b> | routing—To view this statement in the configuration.<br>routing-control—To add this statement to the configuration.                                                                                                                                                                                                                                                                                                                      |
| <b>Related Documentation</b>    | <ul style="list-style-type: none"><li>• <a href="#">Example: Configuring Multicast VLAN Registration</a></li><li>• <a href="#">Configuring Multicast VLAN Registration (CLI Procedure)</a></li></ul>                                                                                                                                                                                                                                     |

## disable (IGMP Snooping)

---

|                                 |                                                                                                                                                                                  |
|---------------------------------|----------------------------------------------------------------------------------------------------------------------------------------------------------------------------------|
| <b>Syntax</b>                   | <pre>disable;</pre>                                                                                                                                                              |
| <b>Hierarchy Level</b>          | [edit protocols igmp-snooping vlan <i>vlan-name</i> ]                                                                                                                            |
| <b>Release Information</b>      | Statement introduced in Junos OS Release 11.1 for the QFX Series.                                                                                                                |
| <b>Description</b>              | Disable IGMP snooping on all interfaces in a VLAN.                                                                                                                               |
| <b>Required Privilege Level</b> | routing—To view this statement in the configuration.<br>routing-control—To add this statement to the configuration.                                                              |
| <b>Related Documentation</b>    | <ul style="list-style-type: none"><li>• <a href="#">Example: Configuring IGMP Snooping on page 123</a></li><li>• <a href="#">Configuring IGMP Snooping on page 121</a></li></ul> |



## group (IGMP Snooping)

---

|                                 |                                                                                                                                                                                                                                                 |
|---------------------------------|-------------------------------------------------------------------------------------------------------------------------------------------------------------------------------------------------------------------------------------------------|
| <b>Syntax</b>                   | <code>group <i>ip-address</i>;</code>                                                                                                                                                                                                           |
| <b>Hierarchy Level</b>          | [edit protocols igmp-snooping vlan <i>vlan-name</i> <b>interface</b> <i>interface-name</i> <b>static</b> ]                                                                                                                                      |
| <b>Release Information</b>      | Statement introduced in Junos OS Release 11.1 for the QFX Series.                                                                                                                                                                               |
| <b>Description</b>              | Configure a static multicast group using a valid IP multicast address.                                                                                                                                                                          |
| <b>Default</b>                  | None.                                                                                                                                                                                                                                           |
| <b>Options</b>                  | <i>ip-address</i> —IP address of the multicast group receiving data on an interface.                                                                                                                                                            |
| <b>Required Privilege Level</b> | routing—To view this statement in the configuration.<br>routing-control—To add this statement to the configuration.                                                                                                                             |
| <b>Related Documentation</b>    | <ul style="list-style-type: none"><li>• <a href="#">show igmp-snooping vlans on page 433</a></li><li>• <a href="#">Example: Configuring IGMP Snooping on page 123</a></li><li>• <a href="#">Configuring IGMP Snooping on page 121</a></li></ul> |

## group-limit (IGMP and MLD Snooping)

---

|                                 |                                                                                                                                                                                                                                                                                                                                                                                                                                                                                                                                                                                                                                                                                                                                                                                     |
|---------------------------------|-------------------------------------------------------------------------------------------------------------------------------------------------------------------------------------------------------------------------------------------------------------------------------------------------------------------------------------------------------------------------------------------------------------------------------------------------------------------------------------------------------------------------------------------------------------------------------------------------------------------------------------------------------------------------------------------------------------------------------------------------------------------------------------|
| <b>Syntax</b>                   | <code>group-limit <i>limit</i>;</code>                                                                                                                                                                                                                                                                                                                                                                                                                                                                                                                                                                                                                                                                                                                                              |
| <b>Hierarchy Level</b>          | <code>[edit bridge-domains <i>bridge-domain-name</i> protocols igmp-snooping <a href="#">interface</a> <i>interface-name</i>],</code><br><code>[edit bridge-domains <i>bridge-domain-name</i> protocols igmp-snooping vlan <i>vlan-id</i> <a href="#">interface</a> <i>interface-name</i>],</code><br><code>[edit routing-instances <i>routing-instance-name</i> bridge-domains <i>bridge-domain-name</i> protocols igmp-snooping <a href="#">interface</a> <i>interface-name</i>],</code><br><code>[edit routing-instances <i>routing-instance-name</i> bridge-domains <i>bridge-domain-name</i> protocols vlan <i>vlan-id</i> igmp-snooping <a href="#">interface</a> <i>interface-name</i>]</code><br><code>[edit protocols igmp-snooping vlan <a href="#">interface</a>]</code> |
| <b>Release Information</b>      | Statement introduced in Junos OS Release 8.5.<br>Statement introduced in Junos OS Release 13.2 for the QFX series.                                                                                                                                                                                                                                                                                                                                                                                                                                                                                                                                                                                                                                                                  |
| <b>Description</b>              | Configure a limit for the number of multicast groups (or [S,G] channels in IGMPv3) allowed on an interface. After this limit is reached, new reports are ignored and all related flows are not flooded on the interface.                                                                                                                                                                                                                                                                                                                                                                                                                                                                                                                                                            |
| <b>Default</b>                  | By default, there is no limit to the number of multicast groups joining an interface.                                                                                                                                                                                                                                                                                                                                                                                                                                                                                                                                                                                                                                                                                               |
| <b>Options</b>                  | <i>limit</i> —a 32-bit number for the limit on the interface.                                                                                                                                                                                                                                                                                                                                                                                                                                                                                                                                                                                                                                                                                                                       |
| <b>Required Privilege Level</b> | routing—To view this statement in the configuration.<br>routing-control—To add this statement to the configuration.                                                                                                                                                                                                                                                                                                                                                                                                                                                                                                                                                                                                                                                                 |
| <b>Related Documentation</b>    | <ul style="list-style-type: none"><li>• <i>Example: Configuring IGMP Snooping</i></li></ul>                                                                                                                                                                                                                                                                                                                                                                                                                                                                                                                                                                                                                                                                                         |

## host-only-interface

|                                 |                                                                                                                                                                                                                                                                                                                                                                                                                                                                                                                                                                                                                                                                                                                                                                                                                                                                                                                               |
|---------------------------------|-------------------------------------------------------------------------------------------------------------------------------------------------------------------------------------------------------------------------------------------------------------------------------------------------------------------------------------------------------------------------------------------------------------------------------------------------------------------------------------------------------------------------------------------------------------------------------------------------------------------------------------------------------------------------------------------------------------------------------------------------------------------------------------------------------------------------------------------------------------------------------------------------------------------------------|
| <b>Syntax</b>                   | host-only-interface;                                                                                                                                                                                                                                                                                                                                                                                                                                                                                                                                                                                                                                                                                                                                                                                                                                                                                                          |
| <b>Hierarchy Level</b>          | <p>[edit bridge-domains <i>bridge-domain-name</i> protocols igmp-snooping <b>interface</b> <i>interface-name</i>],</p> <p>[edit bridge-domains <i>bridge-domain-name</i> protocols igmp-snooping vlan <i>vlan-id</i> <b>interface</b> <i>interface-name</i>],</p> <p>[edit routing-instances <i>routing-instance-name</i> bridge-domains <i>bridge-domain-name</i> protocols igmp-snooping <b>interface</b> <i>interface-name</i>],</p> <p>[edit routing-instances <i>routing-instance-name</i> bridge-domains <i>bridge-domain-name</i> protocols vlan <i>vlan-id</i> igmp-snooping <b>interface</b> <i>interface-name</i>]</p> <p>[edit protocols igmp-snooping vlan <b>interface</b>]</p> <p>[edit protocols mld-snooping vlan <i>vlan-id</i> interface <i>interface-name</i>]</p> <p>[edit routing-instances <i>routing-instance-name</i> protocols mld-snooping vlan <i>vlan-id</i> interface <i>interface-name</i>]</p> |
| <b>Release Information</b>      | <p>Statement introduced in Junos OS Release 8.5.</p> <p>Statement introduced in Junos OS Release 13.2 for the QFX series.</p> <p>Support at the [edit protocols mld-snooping vlan <i>vlan-id</i> interface <i>interface-name</i>] and the [edit routing-instances <i>routing-instance-name</i> protocols mld-snooping vlan <i>vlan-id</i> interface <i>interface-name</i>] hierarchy levels introduced in Junos OS Release 13.3 for EX Series switches.</p>                                                                                                                                                                                                                                                                                                                                                                                                                                                                   |
| <b>Description</b>              | Configure an interface as a host-facing interface. IGMP and MLD queries received on these interfaces are dropped.                                                                                                                                                                                                                                                                                                                                                                                                                                                                                                                                                                                                                                                                                                                                                                                                             |
| <b>Default</b>                  | The interface can either be a host-side or multicast-routing device interface.                                                                                                                                                                                                                                                                                                                                                                                                                                                                                                                                                                                                                                                                                                                                                                                                                                                |
| <b>Required Privilege Level</b> | <p>routing—To view this statement in the configuration.</p> <p>routing-control—To add this statement to the configuration.</p>                                                                                                                                                                                                                                                                                                                                                                                                                                                                                                                                                                                                                                                                                                                                                                                                |
| <b>Related Documentation</b>    | <ul style="list-style-type: none"> <li>• <i>Example: Configuring IGMP Snooping</i></li> <li>• <i>multicast-router-interface</i></li> </ul>                                                                                                                                                                                                                                                                                                                                                                                                                                                                                                                                                                                                                                                                                                                                                                                    |

## igmp-querier

---

|                                 |                                                                                                                                                                                                                                                                                                                              |
|---------------------------------|------------------------------------------------------------------------------------------------------------------------------------------------------------------------------------------------------------------------------------------------------------------------------------------------------------------------------|
| <b>Syntax</b>                   | igmp-querier <a href="#">source-address</a> <i>source address</i> ;                                                                                                                                                                                                                                                          |
| <b>Hierarchy Level</b>          | [edit protocols igmp-snooping vlan <i>vlan-name</i> ]                                                                                                                                                                                                                                                                        |
| <b>Release Information</b>      | Statement introduced in Junos OS Release 14.1X53-D15 for QFabric Systems.                                                                                                                                                                                                                                                    |
| <b>Description</b>              | Configure a QFabric Node device to be an IGMP querier. If there are any multicast routers on the same local network, make sure the source address for the IGMP querier is lower (a smaller number) than the IP addresses for those routers on the network. This ensures that Node is always the IGMP querier on the network. |
| <b>Required Privilege Level</b> | routing—To view this statement in the configuration.<br>routing-control—To add this statement to the configuration.                                                                                                                                                                                                          |
| <b>Related Documentation</b>    | <ul style="list-style-type: none"><li>• <a href="#">Example: Configuring IGMP Snooping on page 123</a></li><li>• <a href="#">Configuring IGMP Snooping on page 121</a></li><li>• <a href="#">show igmp-snooping vlans on page 433</a></li><li>• <a href="#">show configuration protocols igmp on page 409</a></li></ul>      |

## igmp-snooping

|                                 |                                                                                                                                                                                                                                                                                                                                                                                                                                                                                                                                                                                                                                                                                                                                                                                                                                                             |
|---------------------------------|-------------------------------------------------------------------------------------------------------------------------------------------------------------------------------------------------------------------------------------------------------------------------------------------------------------------------------------------------------------------------------------------------------------------------------------------------------------------------------------------------------------------------------------------------------------------------------------------------------------------------------------------------------------------------------------------------------------------------------------------------------------------------------------------------------------------------------------------------------------|
| <b>Syntax</b>                   | <pre> igmp-snooping {   vlan <i>vlan-id</i> {     immediate-leave;     interface <i>interface-name</i> {       group-limit <i>limit</i>;       host-only-interface;       immediate-leave;       multicast-router-interface;       static {         group <i>ip-address</i> {           source <i>ip-address</i>;         }       }     }   }   l2-querier {     source-address <i>ip-address</i>;   }   proxy {     source-address <i>ip-address</i>;   }   query-interval <i>seconds</i>;   query-last-member-interval <i>seconds</i>;   query-response-interval <i>seconds</i>;   robust-count <i>number</i>;   traceoptions {     file <i>filename</i> &lt;files <i>number</i>&gt; &lt;no-stamp&gt; &lt;replace&gt; &lt;size <i>size</i>&gt; &lt;world-readable         no-world-readable&gt;;     flag <i>flag</i> &lt;flag-modifier&gt;;   } } </pre> |
| <b>Hierarchy Level</b>          | [edit protocols]                                                                                                                                                                                                                                                                                                                                                                                                                                                                                                                                                                                                                                                                                                                                                                                                                                            |
| <b>Release Information</b>      | Statement introduced in Junos OS Release 13.2 for the QFX Series.                                                                                                                                                                                                                                                                                                                                                                                                                                                                                                                                                                                                                                                                                                                                                                                           |
| <b>Description</b>              | Enable IGMP snooping on the router or switch.                                                                                                                                                                                                                                                                                                                                                                                                                                                                                                                                                                                                                                                                                                                                                                                                               |
| <b>Default</b>                  | IGMP snooping is disabled on the router or switch.                                                                                                                                                                                                                                                                                                                                                                                                                                                                                                                                                                                                                                                                                                                                                                                                          |
| <b>Options</b>                  | The statements are explained separately.                                                                                                                                                                                                                                                                                                                                                                                                                                                                                                                                                                                                                                                                                                                                                                                                                    |
| <b>Required Privilege Level</b> | routing—To view this statement in the configuration.<br>routing-control—To add this statement to the configuration.                                                                                                                                                                                                                                                                                                                                                                                                                                                                                                                                                                                                                                                                                                                                         |
| <b>Related Documentation</b>    | <ul style="list-style-type: none"> <li>• <i>Understanding IGMP Snooping</i></li> <li>• <i>IGMP Snooping in MC-LAG Active-Active on MX Series Routers Overview</i></li> </ul>                                                                                                                                                                                                                                                                                                                                                                                                                                                                                                                                                                                                                                                                                |

## immediate-leave (Bridge Domains)

|                            |                                                                                                                                                                                                                                                                                                                                                                                                                                                                                                                                                                                                                                                                                                                                                                                                                                                                                                                                                                                                                                                                                                                                                                                                                                                                                                                                |
|----------------------------|--------------------------------------------------------------------------------------------------------------------------------------------------------------------------------------------------------------------------------------------------------------------------------------------------------------------------------------------------------------------------------------------------------------------------------------------------------------------------------------------------------------------------------------------------------------------------------------------------------------------------------------------------------------------------------------------------------------------------------------------------------------------------------------------------------------------------------------------------------------------------------------------------------------------------------------------------------------------------------------------------------------------------------------------------------------------------------------------------------------------------------------------------------------------------------------------------------------------------------------------------------------------------------------------------------------------------------|
| <b>Syntax</b>              | immediate-leave;                                                                                                                                                                                                                                                                                                                                                                                                                                                                                                                                                                                                                                                                                                                                                                                                                                                                                                                                                                                                                                                                                                                                                                                                                                                                                                               |
| <b>Hierarchy Level</b>     | <pre>[edit bridge-domains <i>bridge-domain-name</i> protocols igmp-snooping], [edit bridge-domains <i>bridge-domain-name</i> protocols igmp-snooping <i>interface</i> <i>interface-name</i>], [edit bridge-domains <i>bridge-domain-name</i> protocols igmp-snooping vlan <i>vlan-id</i> <i>interface</i> <i>interface-name</i>], [edit routing-instances <i>routing-instance-name</i> bridge-domains <i>bridge-domain-name</i> protocols igmp-snooping], [edit routing-instances <i>routing-instance-name</i> bridge-domains <i>bridge-domain-name</i> protocols igmp-snooping <i>interface</i> <i>interface-name</i>], [edit routing-instances <i>routing-instance-name</i> bridge-domains <i>bridge-domain-name</i> protocols vlan <i>vlan-id</i> igmp-snooping <i>interface</i> <i>interface-name</i>] [edit protocols igmp-snooping vlan <i>interface</i>]</pre>                                                                                                                                                                                                                                                                                                                                                                                                                                                          |
| <b>Release Information</b> | <p>Statement introduced in Junos OS Release 8.5.</p> <p>Statement introduced in Junos OS Release 13.2 for the QFX series.</p>                                                                                                                                                                                                                                                                                                                                                                                                                                                                                                                                                                                                                                                                                                                                                                                                                                                                                                                                                                                                                                                                                                                                                                                                  |
| <b>Description</b>         | <p>The immediate leave setting is useful for minimizing the leave latency of IGMP memberships. When this setting is enabled, the routing device leaves the multicast group immediately after the last host leaves the multicast group.</p> <p>The immediate-leave setting enables host tracking, meaning that the device keeps track of the hosts that send join messages. This allows IGMP to determine when the last host sends a leave message for the multicast group.</p> <p>When the immediate leave setting is enabled, the device removes an interface from the forwarding-table entry without first sending IGMP group-specific queries to the interface. The interface is pruned from the multicast tree for the multicast group specified in the IGMP leave message. The immediate leave setting ensures optimal bandwidth management for hosts on a switched network, even when multiple multicast groups are being used simultaneously.</p> <p>When immediate leave is disabled and one host sends a leave group message, the routing device first sends a group query to determine if another receiver responds. If no receiver responds, the routing device removes all hosts on the interface from the multicast group. Immediate leave is disabled by default for both IGMP version 2 and IGMP version 3.</p> |



**NOTE:** Although host tracking is enabled for IGMPv2 and MLDv1 when you enable immediate leave, use immediate leave with these versions only when there is one host on the interface. The reason is that IGMPv2 and MLDv1 use a report suppression mechanism whereby only one host on an interface sends a group join report in response to a membership query. The other interested hosts suppress their reports. The purpose of this mechanism is to avoid a flood of reports for the same group. But it also interferes with host tracking, because the routing device only knows about the one interested host and does not know about the others.

**Required Privilege Level** routing—To view this statement in the configuration.  
routing-control—To add this statement to the configuration.

**Related Documentation** • *Example: Configuring IGMP Snooping*

## interface (Bridge Domains)

**Syntax** `interface interface-name {  
    group-limit limit;  
    host-only-interface;  
    multicast-router-interface;  
    static {  
        group ip-address {  
            source ip-address;  
        }  
    }  
}`

**Hierarchy Level** [edit bridge-domains *bridge-domain-name* protocols igmp-snooping],  
[edit bridge-domains *bridge-domain-name* protocols igmp-snooping vlan *vlan-id*],  
[edit routing-instances *routing-instance-name* bridge-domains *bridge-domain-name* protocols  
igmp-snooping],  
[edit routing-instances *routing-instance-name* bridge-domains *bridge-domain-name* protocols  
vlan *vlan-id* igmp-snooping]  
[edit protocols igmp-snooping vlan],

**Release Information** Statement introduced in Junos OS Release 8.5.  
Statement introduced in Junos OS Release 13.2 for the QFX series.

**Description** Enable IGMP snooping on an interface and configure interface-specific properties.

**Options** *interface-name*—Name of the interface. Specify the full interface name, including the physical and logical address components. To configure all interfaces, you can specify **all**.

The remaining statements are explained separately.

**Required Privilege Level** routing—To view this statement in the configuration.  
routing-control—To add this statement to the configuration.

**Related Documentation** • *Example: Configuring IGMP Snooping*

## interface (IGMP Snooping)

---

|                                 |                                                                                                                                                                                                                                                 |
|---------------------------------|-------------------------------------------------------------------------------------------------------------------------------------------------------------------------------------------------------------------------------------------------|
| <b>Syntax</b>                   | <pre>interface <i>interface-name</i> {<br/>    multicast-router-interface;<br/>    static {<br/>        group <i>ip-address</i>;<br/>    }<br/>}</pre>                                                                                          |
| <b>Hierarchy Level</b>          | [edit protocols igmp-snooping vlan <i>vlan-name</i> ]                                                                                                                                                                                           |
| <b>Release Information</b>      | Statement introduced in Junos OS Release 11.1 for the QFX Series.                                                                                                                                                                               |
| <b>Description</b>              | Enable IGMP snooping on an interface and configure interface-specific properties.<br><br>The remaining statements are explained separately.                                                                                                     |
| <b>Options</b>                  | <i>interface-name</i> —Name of the interface.                                                                                                                                                                                                   |
| <b>Required Privilege Level</b> | routing—To view this statement in the configuration.<br>routing-control—To add this statement to the configuration.                                                                                                                             |
| <b>Related Documentation</b>    | <ul style="list-style-type: none"><li>• <a href="#">Example: Configuring IGMP Snooping on page 123</a></li><li>• <a href="#">Configuring IGMP Snooping on page 121</a></li><li>• <a href="#">show igmp-snooping vlans on page 433</a></li></ul> |

## l2-querier

---

|                                 |                                                                                                                                                       |
|---------------------------------|-------------------------------------------------------------------------------------------------------------------------------------------------------|
| <b>Syntax</b>                   | <pre>l2-querier {<br/>    source-address <i>ip-address</i>;<br/>}</pre>                                                                               |
| <b>Hierarchy Level</b>          | [edit protocols igmp-snooping vlan],                                                                                                                  |
| <b>Release Information</b>      | Statement introduced in Junos OS Release 13.2 for the QFX Series.                                                                                     |
| <b>Description</b>              | Configure the switch to be an IGMP querier. Use the <b>source-address</b> statement to configure the source address to use for IGMP snooping queries. |
| <b>Options</b>                  | <b>seconds</b> —Time interval.<br><b>Range:</b> 1 through 1024<br><b>Default:</b> 125 seconds                                                         |
| <b>Required Privilege Level</b> | routing—To view this statement in the configuration.<br>routing-control—To add this statement to the configuration.                                   |
| <b>Related Documentation</b>    |                                                                                                                                                       |



## multicast-router-interface (IGMP Snooping)

---

|                                 |                                                                                                                                                                                                                                                 |
|---------------------------------|-------------------------------------------------------------------------------------------------------------------------------------------------------------------------------------------------------------------------------------------------|
| <b>Syntax</b>                   | multicast-router-interface;                                                                                                                                                                                                                     |
| <b>Hierarchy Level</b>          | [edit protocols igmp-snooping vlan <i>vlan-name</i> <b>interface</b> <i>interface-name</i> ]                                                                                                                                                    |
| <b>Release Information</b>      | Statement introduced in Junos OS Release 11.1 for the QFX Series.                                                                                                                                                                               |
| <b>Description</b>              | Configure an interface to forward IGMP messages to multicast routers.                                                                                                                                                                           |
| <b>Default</b>                  | Disabled. If this statement is disabled, the interface drops IGMP messages it receives.                                                                                                                                                         |
| <b>Required Privilege Level</b> | routing—To view this statement in the configuration.<br>routing-control—To add this statement to the configuration.                                                                                                                             |
| <b>Related Documentation</b>    | <ul style="list-style-type: none"><li>• <a href="#">show igmp-snooping vlans on page 433</a></li><li>• <a href="#">Example: Configuring IGMP Snooping on page 123</a></li><li>• <a href="#">Configuring IGMP Snooping on page 121</a></li></ul> |

## query-interval (Bridge Domains)

---

|                                 |                                                                                                                                                                                                                                                                                                                                                                                                                                                                                                                                                                                                                                                                                   |
|---------------------------------|-----------------------------------------------------------------------------------------------------------------------------------------------------------------------------------------------------------------------------------------------------------------------------------------------------------------------------------------------------------------------------------------------------------------------------------------------------------------------------------------------------------------------------------------------------------------------------------------------------------------------------------------------------------------------------------|
| <b>Syntax</b>                   | query-interval <i>seconds</i> ;                                                                                                                                                                                                                                                                                                                                                                                                                                                                                                                                                                                                                                                   |
| <b>Hierarchy Level</b>          | [edit bridge-domains <i>bridge-domain-name</i> protocols igmp-snooping <a href="#">interface interface-name</a> ],<br>[edit bridge-domains <i>bridge-domain-name</i> protocols igmp-snooping vlan <i>vlan-id</i> <a href="#">interface interface-name</a> ],<br>[edit routing-instances <i>routing-instance-name</i> bridge-domains <i>bridge-domain-name</i> protocols igmp-snooping <a href="#">interface interface-name</a> ],<br>[edit routing-instances <i>routing-instance-name</i> bridge-domains <i>bridge-domain-name</i> protocols igmp-snooping vlan <i>vlan-id</i> <a href="#">interface interface-name</a> ]<br>[edit protocols igmp-snooping <a href="#">vlan</a> ] |
| <b>Release Information</b>      | Statement introduced before Junos OS Release 8.5.<br>Statement introduced in Junos OS Release 13.2 for the QFX series.                                                                                                                                                                                                                                                                                                                                                                                                                                                                                                                                                            |
| <b>Description</b>              | Configure the interval for host-query message timeouts.                                                                                                                                                                                                                                                                                                                                                                                                                                                                                                                                                                                                                           |
| <b>Options</b>                  | <b><i>seconds</i></b> —Time interval.<br><b>Range:</b> 1 through 1024<br><b>Default:</b> 125 seconds                                                                                                                                                                                                                                                                                                                                                                                                                                                                                                                                                                              |
| <b>Required Privilege Level</b> | routing—To view this statement in the configuration.<br>routing-control—To add this statement to the configuration.                                                                                                                                                                                                                                                                                                                                                                                                                                                                                                                                                               |
| <b>Related Documentation</b>    | <ul style="list-style-type: none"><li>• <i>Example: Configuring IGMP Snooping</i></li><li>• <a href="#">query-last-member-interval (Bridge Domains)</a> on page 263</li><li>• <a href="#">query-response-interval (Bridge Domains)</a> on page 264</li></ul>                                                                                                                                                                                                                                                                                                                                                                                                                      |

## query-last-member-interval (Bridge Domains)

|                                 |                                                                                                                                                                                                                                                                                                                                                                                                                                                                                                                                                                                                                                                                                                                                  |
|---------------------------------|----------------------------------------------------------------------------------------------------------------------------------------------------------------------------------------------------------------------------------------------------------------------------------------------------------------------------------------------------------------------------------------------------------------------------------------------------------------------------------------------------------------------------------------------------------------------------------------------------------------------------------------------------------------------------------------------------------------------------------|
| <b>Syntax</b>                   | <code>query-last-member-interval <i>seconds</i>;</code>                                                                                                                                                                                                                                                                                                                                                                                                                                                                                                                                                                                                                                                                          |
| <b>Hierarchy Level</b>          | <p>[edit bridge-domains <i>bridge-domain-name</i> protocols igmp-snooping <a href="#">interface</a> <i>interface-name</i>],</p> <p>[edit bridge-domains <i>bridge-domain-name</i> protocols igmp-snooping vlan <i>vlan-id</i> <a href="#">interface</a> <i>interface-name</i>],</p> <p>[edit routing-instances <i>routing-instance-name</i> bridge-domains <i>bridge-domain-name</i> protocols igmp-snooping <a href="#">interface</a> <i>interface-name</i>],</p> <p>[edit routing-instances <i>routing-instance-name</i> bridge-domains <i>bridge-domain-name</i> protocols igmp-snooping vlan <i>vlan-id</i> <a href="#">interface</a> <i>interface-name</i>]</p> <p>[edit protocols igmp-snooping <a href="#">vlan</a>],</p> |
| <b>Release Information</b>      | <p>Statement introduced in Junos OS Release 8.5.</p> <p>Statement introduced in Junos OS Release 13.2 for the QFX series.</p>                                                                                                                                                                                                                                                                                                                                                                                                                                                                                                                                                                                                    |
| <b>Description</b>              | Configure the interval for group-specific query timeouts.                                                                                                                                                                                                                                                                                                                                                                                                                                                                                                                                                                                                                                                                        |
| <b>Options</b>                  | <p><b><i>seconds</i></b>—Time interval, in fractions of a second or seconds.</p> <p><b>Range:</b> 0.1 through 0.9, then in 1-second intervals 1 through 1024</p> <p><b>Default:</b> 1 second</p>                                                                                                                                                                                                                                                                                                                                                                                                                                                                                                                                 |
| <b>Required Privilege Level</b> | <p>routing—To view this statement in the configuration.</p> <p>routing-control—To add this statement to the configuration.</p>                                                                                                                                                                                                                                                                                                                                                                                                                                                                                                                                                                                                   |
| <b>Related Documentation</b>    | <ul style="list-style-type: none"> <li>• <a href="#">Example: Configuring IGMP Snooping</a></li> <li>• <a href="#">query-interval on page 262</a></li> <li>• <a href="#">query-response-interval on page 264</a></li> </ul>                                                                                                                                                                                                                                                                                                                                                                                                                                                                                                      |

## query-response-interval (Bridge Domains)

---

|                                 |                                                                                                                                                                                                                                                                                                                                                                                                                                                                                                                                                                                                                                                                                    |
|---------------------------------|------------------------------------------------------------------------------------------------------------------------------------------------------------------------------------------------------------------------------------------------------------------------------------------------------------------------------------------------------------------------------------------------------------------------------------------------------------------------------------------------------------------------------------------------------------------------------------------------------------------------------------------------------------------------------------|
| <b>Syntax</b>                   | query-response-interval <i>seconds</i> ;                                                                                                                                                                                                                                                                                                                                                                                                                                                                                                                                                                                                                                           |
| <b>Hierarchy Level</b>          | [edit bridge-domains <i>bridge-domain-name</i> protocols igmp-snooping <a href="#">interface interface-name</a> ],<br>[edit bridge-domains <i>bridge-domain-name</i> protocols igmp-snooping vlan <i>vlan-id</i> <a href="#">interface interface-name</a> ],<br>[edit routing-instances <i>routing-instance-name</i> bridge-domains <i>bridge-domain-name</i> protocols igmp-snooping <a href="#">interface interface-name</a> ],<br>[edit routing-instances <i>routing-instance-name</i> bridge-domains <i>bridge-domain-name</i> protocols igmp-snooping vlan <i>vlan-id</i> <a href="#">interface interface-name</a> ]<br>[edit protocols igmp-snooping <a href="#">vlan</a> ], |
| <b>Release Information</b>      | Statement introduced in Junos OS Release 8.5.<br>Statement introduced in Junos OS Release 13.2 for the QFX series.                                                                                                                                                                                                                                                                                                                                                                                                                                                                                                                                                                 |
| <b>Description</b>              | Specify how long to wait to receive a response to a specific query message from a host.                                                                                                                                                                                                                                                                                                                                                                                                                                                                                                                                                                                            |
| <b>Options</b>                  | <b><i>seconds</i></b> —Time interval. This interval should be less than the host-query interval.<br><b>Range:</b> 1 through 1024<br><b>Default:</b> 10 seconds                                                                                                                                                                                                                                                                                                                                                                                                                                                                                                                     |
| <b>Required Privilege Level</b> | routing—To view this statement in the configuration.<br>routing-control—To add this statement to the configuration.                                                                                                                                                                                                                                                                                                                                                                                                                                                                                                                                                                |
| <b>Related Documentation</b>    | <ul style="list-style-type: none"><li>• <a href="#">Example: Configuring IGMP Snooping</a></li><li>• <a href="#">query-interval (Bridge Domains) on page 262</a></li><li>• <a href="#">query-last-member-interval (Bridge Domains) on page 263</a></li></ul>                                                                                                                                                                                                                                                                                                                                                                                                                       |

## receiver

---

|                                 |                                                                                                                                                                                       |
|---------------------------------|---------------------------------------------------------------------------------------------------------------------------------------------------------------------------------------|
| <b>Syntax</b>                   | <pre>receiver {   source-vlans <i>vlan-list</i>;   install; }</pre>                                                                                                                   |
| <b>Hierarchy Level</b>          | [edit protocols igmp-snooping vlan (all   <i>vlan-name</i> ) data-forwarding]                                                                                                         |
| <b>Release Information</b>      | Statement introduced in Junos OS Release 9.6 for EX Series switches.<br>Statement introduced in Junos OS Release 12.3 for the QFX Series.                                             |
| <b>Description</b>              | Configure a VLAN as a multicast receiver VLAN of the multicast VLAN (MVLAN).<br><br>The remaining statements are explained separately.                                                |
| <b>Default</b>                  | Disabled                                                                                                                                                                              |
| <b>Required Privilege Level</b> | routing—To view this statement in the configuration.<br>routing-control—To add this statement to the configuration.                                                                   |
| <b>Related Documentation</b>    | <ul style="list-style-type: none"> <li>• <i>Example: Configuring Multicast VLAN Registration</i></li> <li>• <i>Configuring Multicast VLAN Registration (CLI Procedure)</i></li> </ul> |

## robust-count (IGMP Snooping)

---

|                                 |                                                                                                                                                                                                                                                     |
|---------------------------------|-----------------------------------------------------------------------------------------------------------------------------------------------------------------------------------------------------------------------------------------------------|
| <b>Syntax</b>                   | robust-count <i>number</i> ;                                                                                                                                                                                                                        |
| <b>Hierarchy Level</b>          | [edit protocols igmp-snooping vlan <i>vlan-name</i> ]                                                                                                                                                                                               |
| <b>Release Information</b>      | Statement introduced in Junos OS Release 11.1 for the QFX Series.                                                                                                                                                                                   |
| <b>Description</b>              | Configure the number of intervals the switch waits before removing a multicast group from the multicast forwarding table. Configure the length of each interval using the <b>query-interval</b> statement.                                          |
| <b>Default</b>                  | 2 intervals                                                                                                                                                                                                                                         |
| <b>Options</b>                  | <i>number</i> —Number of intervals the switch waits before timing out a multicast group.<br><b>Range:</b> 2 through 10                                                                                                                              |
| <b>Required Privilege Level</b> | routing—To view this statement in the configuration.<br>routing-control—To add this statement to the configuration.                                                                                                                                 |
| <b>Related Documentation</b>    | <ul style="list-style-type: none"> <li>• <a href="#">Example: Configuring IGMP Snooping on page 123</a></li> <li>• <a href="#">Configuring IGMP Snooping on page 121</a></li> <li>• <a href="#">show igmp-snooping vlans on page 433</a></li> </ul> |

## source-address

---

|                                 |                                                                                                                                                                                                                                                                                                                                                                                                                                                                                 |
|---------------------------------|---------------------------------------------------------------------------------------------------------------------------------------------------------------------------------------------------------------------------------------------------------------------------------------------------------------------------------------------------------------------------------------------------------------------------------------------------------------------------------|
| <b>Syntax</b>                   | <code>source-address <i>ip-address</i>;</code>                                                                                                                                                                                                                                                                                                                                                                                                                                  |
| <b>Hierarchy Level</b>          | [edit bridge-domains <i>bridge-domain-name</i> protocols igmp-snooping proxy],<br>[edit bridge-domains <i>bridge-domain-name</i> protocols igmp-snooping vlan <i>vlan-id</i> proxy],<br>[edit routing-instances <i>routing-instance-name</i> bridge-domains <i>bridge-domain-name</i> protocols<br>igmp-snooping proxy],<br>[edit routing-instances <i>routing-instance-name</i> bridge-domains <i>bridge-domain-name</i> protocols<br>igmp-snooping vlan <i>vlan-id</i> proxy] |
| <b>Release Information</b>      | Statement introduced in Junos OS Release 8.5.<br>Statement introduced in Junos OS Release 13.2 for the QFX series.                                                                                                                                                                                                                                                                                                                                                              |
| <b>Description</b>              | Specify the IP address to use as the source for IGMP snooping reports in proxy mode. Reports are sent with address 0.0.0.0 as the source address unless there is a source address configured. You can also use this statement to configure the source address to use for IGMP snooping queries.                                                                                                                                                                                 |
| <b>Options</b>                  | <i>ip-address</i> —IP address to use as the source for proxy-mode IGMP snooping reports.                                                                                                                                                                                                                                                                                                                                                                                        |
| <b>Required Privilege Level</b> | routing—To view this statement in the configuration.<br>routing-control—To add this statement to the configuration.                                                                                                                                                                                                                                                                                                                                                             |
| <b>Related Documentation</b>    | <ul style="list-style-type: none"><li>• <i>Example: Configuring IGMP Snooping</i></li></ul>                                                                                                                                                                                                                                                                                                                                                                                     |

## src-address (IGMP Querier)

|                                 |                                                                                                                                                                                                                                                                                                                                                                             |
|---------------------------------|-----------------------------------------------------------------------------------------------------------------------------------------------------------------------------------------------------------------------------------------------------------------------------------------------------------------------------------------------------------------------------|
| <b>Syntax</b>                   | <code>src-address source address;</code>                                                                                                                                                                                                                                                                                                                                    |
| <b>Hierarchy Level</b>          | [edit protocols igmp-snooping vlan <i>vlan-name</i> <b>igmp-querier</b> ]<br>[edit protocols igmp-snooping vlan <i>vlan-name</i> <b>l2-querier</b> ]                                                                                                                                                                                                                        |
| <b>Release Information</b>      | Statement introduced in Junos OS Release 12.3 for the QFX Series.<br>Statement introduced in Junos OS Release 14.1X53-D15 for QFabric Systems.                                                                                                                                                                                                                              |
| <b>Description</b>              | Configure the address that the switch uses as the source address in the IGMP queries that it sends. If there are any multicast routers on the same local network, make sure the source address for the IGMP querier is smaller (a lower number) than the IP addresses for those routers on the network. This ensures that switch is always the IGMP querier on the network. |
| <b>Required Privilege Level</b> | routing—To view this statement in the configuration.<br>routing-control—To add this statement to the configuration.                                                                                                                                                                                                                                                         |
| <b>Related Documentation</b>    | <ul style="list-style-type: none"> <li>• <a href="#">Example: Configuring IGMP Snooping on page 123</a></li> <li>• <a href="#">Configuring IGMP Snooping on page 121</a></li> <li>• <a href="#">show igmp-snooping vlans on page 433</a></li> <li>• <a href="#">show configuration protocols igmp on page 409</a></li> </ul>                                                |

## source-vlans

|                                 |                                                                                                                                                                                                         |
|---------------------------------|---------------------------------------------------------------------------------------------------------------------------------------------------------------------------------------------------------|
| <b>Syntax</b>                   | <code>source-vlans vlan-list;</code>                                                                                                                                                                    |
| <b>Hierarchy Level</b>          | [edit protocols igmp-snooping vlan (all   <i>vlan-name</i> ) data-forwarding receiver]                                                                                                                  |
| <b>Release Information</b>      | Statement introduced in Junos OS Release 9.6 for EX Series switches.<br>Statement introduced in Junos OS Release 12.3 for the QFX Series.                                                               |
| <b>Description</b>              | Specify a list of multicast VLANs (MVLANS) from which this multicast receiver VLAN receives multicast traffic. Either all of these MVLANS must be in proxy mode or none of them can be in proxy mode.   |
| <b>Default</b>                  | Disabled                                                                                                                                                                                                |
| <b>Options</b>                  | <i>vlan-list</i> —Names of the MVLANS.                                                                                                                                                                  |
| <b>Required Privilege Level</b> | routing—To view this statement in the configuration.<br>routing-control—To add this statement to the configuration.                                                                                     |
| <b>Related Documentation</b>    | <ul style="list-style-type: none"> <li>• <a href="#">Example: Configuring Multicast VLAN Registration</a></li> <li>• <a href="#">Configuring Multicast VLAN Registration (CLI Procedure)</a></li> </ul> |

## static (IGMP Snooping)

---

|                                 |                                                                                                                                                                                                                                                 |
|---------------------------------|-------------------------------------------------------------------------------------------------------------------------------------------------------------------------------------------------------------------------------------------------|
| <b>Syntax</b>                   | <pre>static {<br/>    group ip-address;<br/>}</pre>                                                                                                                                                                                             |
| <b>Hierarchy Level</b>          | [edit protocols igmp-snooping vlan <i>vlan-name</i> interface <i>interface-name</i> ]                                                                                                                                                           |
| <b>Release Information</b>      | Statement introduced in Junos OS Release 11.1 for the QFX Series.                                                                                                                                                                               |
| <b>Description</b>              | <p>Statically define multicast groups on an interface.</p> <p>The remaining statement is explained separately.</p>                                                                                                                              |
| <b>Default</b>                  | No multicast groups are statically defined.                                                                                                                                                                                                     |
| <b>Required Privilege Level</b> | <p>routing—To view this statement in the configuration.</p> <p>routing-control—To add this statement to the configuration.</p>                                                                                                                  |
| <b>Related Documentation</b>    | <ul style="list-style-type: none"><li>• <a href="#">Example: Configuring IGMP Snooping on page 123</a></li><li>• <a href="#">Configuring IGMP Snooping on page 121</a></li><li>• <a href="#">show igmp-snooping vlans on page 433</a></li></ul> |



## traceoptions (IGMP Snooping)

|                            |                                                                                                                                                                                                                                                                                                                                                                                                                                                                                                                                                                                                                                                                                                                                                                                                                                                                                                                                                                                                                                                                                                                                                                                                                                                                                                                                                                                                                                                                                                                                                                                           |
|----------------------------|-------------------------------------------------------------------------------------------------------------------------------------------------------------------------------------------------------------------------------------------------------------------------------------------------------------------------------------------------------------------------------------------------------------------------------------------------------------------------------------------------------------------------------------------------------------------------------------------------------------------------------------------------------------------------------------------------------------------------------------------------------------------------------------------------------------------------------------------------------------------------------------------------------------------------------------------------------------------------------------------------------------------------------------------------------------------------------------------------------------------------------------------------------------------------------------------------------------------------------------------------------------------------------------------------------------------------------------------------------------------------------------------------------------------------------------------------------------------------------------------------------------------------------------------------------------------------------------------|
| <b>Syntax</b>              | <pre> traceoptions {     file <i>filename</i> &lt;files <i>number</i>&gt; &lt;no-stamp&gt; &lt;size <i>size</i>&gt; &lt;replace&gt; &lt;world-readable       no-world-readable&gt;;     flag <i>flag</i> (detail   disable   receive   send); } </pre>                                                                                                                                                                                                                                                                                                                                                                                                                                                                                                                                                                                                                                                                                                                                                                                                                                                                                                                                                                                                                                                                                                                                                                                                                                                                                                                                    |
| <b>Hierarchy Level</b>     | <p>For platforms without ELS:</p> <pre>[edit protocols igmp-snooping]</pre> <p>For platforms with ELS:</p> <pre>[edit protocols igmp-snooping vlan]</pre>                                                                                                                                                                                                                                                                                                                                                                                                                                                                                                                                                                                                                                                                                                                                                                                                                                                                                                                                                                                                                                                                                                                                                                                                                                                                                                                                                                                                                                 |
| <b>Release Information</b> | Statement introduced in Junos OS Release 11.1 for the QFX Series.                                                                                                                                                                                                                                                                                                                                                                                                                                                                                                                                                                                                                                                                                                                                                                                                                                                                                                                                                                                                                                                                                                                                                                                                                                                                                                                                                                                                                                                                                                                         |
| <b>Description</b>         | Define tracing operations for IGMP snooping.                                                                                                                                                                                                                                                                                                                                                                                                                                                                                                                                                                                                                                                                                                                                                                                                                                                                                                                                                                                                                                                                                                                                                                                                                                                                                                                                                                                                                                                                                                                                              |
| <b>Default</b>             | The <b>traceoptions</b> feature is disabled by default.                                                                                                                                                                                                                                                                                                                                                                                                                                                                                                                                                                                                                                                                                                                                                                                                                                                                                                                                                                                                                                                                                                                                                                                                                                                                                                                                                                                                                                                                                                                                   |
| <b>Options</b>             | <p><b>file <i>filename</i></b>—Name of the file to receive the output of the tracing operation. Enclose the name within quotation marks. All files are placed in the directory <b>/var/log</b>.</p> <p><b>files <i>number</i></b>—(Optional) Maximum number of trace files. When a trace file named <b>trace-file</b> reaches its maximum size, it is renamed <b>trace-file.0</b>, then <b>trace-file.1</b>, and so on, until the maximum number of trace files is reached (<b>xk</b> to specify KB, <b>xm</b> to specify MB, or <b>xg</b> to specify gigabytes), at which point the oldest trace file is overwritten. If you specify a maximum number of files, you also must specify a maximum file size with the <b>size</b> option.</p> <p><b>Range:</b> 2 through 1000</p> <p><b>Default:</b> 3 files</p> <p><b>flag <i>flag</i></b> —Tracing operation to perform. To specify more than one tracing operation, include multiple flag statements. You can include the following flags:</p> <ul style="list-style-type: none"> <li>• <b>all</b>—All tracing operations.</li> <li>• <b>general</b>—Trace general IGMP snooping protocol events.</li> <li>• <b>krt</b>—Trace communication over routing sockets.</li> <li>• <b>nexthop</b>— Trace next-hop related events.</li> <li>• <b>normal</b>—Trace normal IGMP snooping protocol events.</li> <li>• <b>packets</b>—Trace all IGMP packets.</li> <li>• <b>policy</b>—Trace policy processing.</li> <li>• <b>query</b>—Trace IGMP membership query messages.</li> <li>• <b>report</b>—Trace membership report messages.</li> </ul> |

- **route**—Trace routing information.
- **state**—Trace IGMP state transitions.
- **task**—Trace routing protocol task processing.
- **timer**—Trace routing protocol timer processing.
- **vlan**—Trace VLAN related events.

**no-stamp**—(Optional) Do not time stamp trace file.

**no-world-readable**—(Optional) Restrict file access to the user who created the file.

**size size** —(Optional) Maximum size of each trace file, in kilobytes (KB), megabytes (MB), or gigabytes (GB). When a trace file named **trace-file** reaches its maximum size, it is renamed **trace-file.0**, then **trace-file.1**, and so on, until the maximum number of trace files is reached. Then the oldest trace file is overwritten. If you specify a maximum number of files, you also must specify a maximum file size with the **files** option. Use **xk** to specify KB, **xm** to specify MB, or **xg** to specify gigabytes.

**Range:** 10 KB through 1 gigabytes

**Default:** 128 KB

**world-readable**—(Optional) Enable unrestricted file access.

|                                 |                                                                  |
|---------------------------------|------------------------------------------------------------------|
| <b>Required Privilege Level</b> | routing—To view this statement in the configuration.             |
|                                 | routing-control—To add this statement to the configuration.      |
| <b>Related Documentation</b>    | • <a href="#">Example: Configuring IGMP Snooping on page 123</a> |
|                                 | • <a href="#">Configuring IGMP Snooping on page 121</a>          |

## version (IGMP Snooping)

---

|                                 |                                                                                                                                                                                                                                                                                                                                                                                                        |
|---------------------------------|--------------------------------------------------------------------------------------------------------------------------------------------------------------------------------------------------------------------------------------------------------------------------------------------------------------------------------------------------------------------------------------------------------|
| <b>Syntax</b>                   | <code>version number;</code>                                                                                                                                                                                                                                                                                                                                                                           |
| <b>Hierarchy Level</b>          | [edit protocols igmp-snooping vlan (all   <i>vlan-name</i> )]                                                                                                                                                                                                                                                                                                                                          |
| <b>Release Information</b>      | Statement introduced in Junos OS Release 11.1 for EX Series switches.<br>Statement introduced in Junos OS Release 12.1 for the QFX Series.                                                                                                                                                                                                                                                             |
| <b>Description</b>              | Specify the IGMP version for the IGMP general query that the switch sends to hosts when an interface comes up. The configured IGMP version affects only the version of the general queries sent by a switch. It does not affect the version of IGMP messages that the switch can snoop. For example, If the switch is configured for IGMP version 1 (IGMPv1), it can snoop IGMPv2 and IGMPv3 messages. |
| <b>Default</b>                  | If you do not configure the <b>version</b> statement, the default is IGMPv2.                                                                                                                                                                                                                                                                                                                           |
| <b>Options</b>                  | <b>version</b> —IGMP version number.<br><b>Range:</b> 1 and 2.                                                                                                                                                                                                                                                                                                                                         |
| <b>Required Privilege Level</b> | routing—To view this statement in the configuration.<br>routing-control—To add this statement to the configuration.                                                                                                                                                                                                                                                                                    |
| <b>Related Documentation</b>    | <ul style="list-style-type: none"><li>• <a href="#">Configuring IGMP Snooping (CLI Procedure)</a></li><li>• <a href="#">Configuring IGMP Snooping on page 121</a></li></ul>                                                                                                                                                                                                                            |

## vlan (IGMP Snooping)

---

|                                 |                                                                                                                                                                                                                                                                                                                                                                                                                                                                                                                                                                                                                                                                  |
|---------------------------------|------------------------------------------------------------------------------------------------------------------------------------------------------------------------------------------------------------------------------------------------------------------------------------------------------------------------------------------------------------------------------------------------------------------------------------------------------------------------------------------------------------------------------------------------------------------------------------------------------------------------------------------------------------------|
| <b>Syntax</b>                   | <pre>vlan <i>vlan-id</i> {<br/>    <i>immediate-leave</i>;<br/>    interface <i>interface-name</i> {<br/>        <i>group-limit limit</i>;<br/>        <i>host-only-interface</i>;<br/>        multicast-router-interface;<br/>        static {<br/>            group <i>multicast-group-address</i> {<br/>                source <i>ip-address</i>;<br/>            }<br/>        }<br/>    }<br/>    proxy {<br/>        <i>source-address ip-address</i>;<br/>    }<br/>    <i>query-interval seconds</i>;<br/>    <i>query-last-member-interval seconds</i>;<br/>    <i>query-response-interval seconds</i>;<br/>    robust-count <i>number</i>;<br/>}</pre> |
| <b>Hierarchy Level</b>          | [edit protocols igmp-snooping ],                                                                                                                                                                                                                                                                                                                                                                                                                                                                                                                                                                                                                                 |
| <b>Release Information</b>      | Statement introduced in Junos OS Release 8.5.<br>Statement introduced in Junos OS Release 13.2 for the QFX series.                                                                                                                                                                                                                                                                                                                                                                                                                                                                                                                                               |
| <b>Description</b>              | Configure IGMP snooping parameters for a particular VLAN.                                                                                                                                                                                                                                                                                                                                                                                                                                                                                                                                                                                                        |
| <b>Default</b>                  | By default, IGMP snooping options apply to the default VLAN only.                                                                                                                                                                                                                                                                                                                                                                                                                                                                                                                                                                                                |
| <b>Options</b>                  | <i>vlan-id</i> —Apply the parameters to this VLAN.<br><br>The remaining statements are explained separately.                                                                                                                                                                                                                                                                                                                                                                                                                                                                                                                                                     |
| <b>Required Privilege Level</b> | routing—To view this statement in the configuration.<br>routing-control—To add this statement to the configuration.                                                                                                                                                                                                                                                                                                                                                                                                                                                                                                                                              |
| <b>Related Documentation</b>    | <ul style="list-style-type: none"><li>• <a href="#">Configuring VLAN-Specific IGMP Snooping Parameters on page 122</a></li><li>• <a href="#">igmp-snooping on page 257</a></li></ul>                                                                                                                                                                                                                                                                                                                                                                                                                                                                             |

## CHAPTER 15

# MSDP Configuration Statements

- [active-source-limit on page 274](#)
- [authentication-key on page 275](#)
- [data-encapsulation on page 276](#)
- [default-peer on page 277](#)
- [disable \(Protocols MSDP\) on page 278](#)
- [export \(Protocols MSDP\) on page 279](#)
- [group \(Protocols MSDP\) on page 280](#)
- [import \(Protocols MSDP\) on page 281](#)
- [local-address \(Protocols MSDP\) on page 282](#)
- [maximum \(MSDP Active Source Messages\) on page 283](#)
- [mode \(Protocols MSDP\) on page 284](#)
- [msdp on page 285](#)
- [peer \(Protocols MSDP\) on page 287](#)
- [rib-group \(Protocols MSDP\) on page 288](#)
- [source \(Protocols MSDP\) on page 289](#)
- [threshold \(MSDP Active Source Messages\) on page 290](#)
- [traceoptions \(Protocols MSDP\) on page 291](#)

## active-source-limit

|                                 |                                                                                                                                                                                                                                                                                                                                                                                                                                                                                                                                                                                                                                                                                                                                                                                                                                                                                                                                                                                                                                                                                                                                                                                                                                                                                                                                                                                                                                                                                                                                                                                                                                                                                                                                                                                                                |
|---------------------------------|----------------------------------------------------------------------------------------------------------------------------------------------------------------------------------------------------------------------------------------------------------------------------------------------------------------------------------------------------------------------------------------------------------------------------------------------------------------------------------------------------------------------------------------------------------------------------------------------------------------------------------------------------------------------------------------------------------------------------------------------------------------------------------------------------------------------------------------------------------------------------------------------------------------------------------------------------------------------------------------------------------------------------------------------------------------------------------------------------------------------------------------------------------------------------------------------------------------------------------------------------------------------------------------------------------------------------------------------------------------------------------------------------------------------------------------------------------------------------------------------------------------------------------------------------------------------------------------------------------------------------------------------------------------------------------------------------------------------------------------------------------------------------------------------------------------|
| <b>Syntax</b>                   | <pre>active-source-limit {     log-interval <i>seconds</i>;     log-warning <i>value</i>;     maximum <i>number</i>;     threshold <i>number</i>; }</pre>                                                                                                                                                                                                                                                                                                                                                                                                                                                                                                                                                                                                                                                                                                                                                                                                                                                                                                                                                                                                                                                                                                                                                                                                                                                                                                                                                                                                                                                                                                                                                                                                                                                      |
| <b>Hierarchy Level</b>          | <p>[edit logical-systems <i>logical-system-name</i> protocols <b>msdp</b>],</p> <p>[edit logical-systems <i>logical-system-name</i> protocols <b>msdp group</b> <i>group-name</i> <b>peer</b> <i>address</i>],</p> <p>[edit logical-systems <i>logical-system-name</i> protocols <b>msdp peer</b> <i>address</i>],</p> <p>[edit logical-systems <i>logical-system-name</i> protocols <b>msdp source</b> <i>ip-address/prefix-length</i>],</p> <p>[edit logical-systems <i>logical-system-name</i> routing-instances <i>instance-name</i> protocols <b>msdp</b>],</p> <p>[edit logical-systems <i>logical-system-name</i> routing-instances <i>routing-instance-name</i> protocols <b>msdp group</b> <i>group-name</i> <b>peer</b> <i>address</i>],</p> <p>[edit logical-systems <i>logical-system-name</i> routing-instances <i>routing-instance-name</i> protocols <b>msdp peer</b> <i>address</i>],</p> <p>[edit logical-systems <i>logical-system-name</i> routing-instances <i>routing-instance-name</i> protocols <b>msdp source</b> <i>ip-address/prefix-length</i>],</p> <p>[edit protocols <b>msdp</b>],</p> <p>[edit protocols <b>msdp group</b> <i>group-name</i> <b>peer</b> <i>address</i>],</p> <p>[edit protocols <b>msdp peer</b> <i>address</i>],</p> <p>[edit protocols <b>msdp source</b> <i>ip-address/prefix-length</i>],</p> <p>[edit routing-instances <i>routing-instance-name</i> protocols <b>msdp</b>],</p> <p>[edit routing-instances <i>routing-instance-name</i> protocols <b>msdp group</b> <i>group-name</i> <b>peer</b> <i>address</i>],</p> <p>[edit routing-instances <i>routing-instance-name</i> protocols <b>msdp peer</b> <i>address</i>],</p> <p>[edit routing-instances <i>routing-instance-name</i> protocols <b>msdp source</b> <i>ip-address/prefix-length</i>]</p> |
| <b>Release Information</b>      | <p>Statement introduced before Junos OS Release 7.4.</p> <p>Statement introduced in Junos OS Release 12.1 for the QFX Series.</p> <p>Statement introduced in Junos OS Release 14.1X53-D20 for the OCX Series.</p>                                                                                                                                                                                                                                                                                                                                                                                                                                                                                                                                                                                                                                                                                                                                                                                                                                                                                                                                                                                                                                                                                                                                                                                                                                                                                                                                                                                                                                                                                                                                                                                              |
| <b>Description</b>              | Limit the number of active source messages the routing device accepts.                                                                                                                                                                                                                                                                                                                                                                                                                                                                                                                                                                                                                                                                                                                                                                                                                                                                                                                                                                                                                                                                                                                                                                                                                                                                                                                                                                                                                                                                                                                                                                                                                                                                                                                                         |
| <b>Default</b>                  | If you do not include this statement, the router accepts any number of MSDP active source messages.                                                                                                                                                                                                                                                                                                                                                                                                                                                                                                                                                                                                                                                                                                                                                                                                                                                                                                                                                                                                                                                                                                                                                                                                                                                                                                                                                                                                                                                                                                                                                                                                                                                                                                            |
| <b>Options</b>                  | The options are explained separately.                                                                                                                                                                                                                                                                                                                                                                                                                                                                                                                                                                                                                                                                                                                                                                                                                                                                                                                                                                                                                                                                                                                                                                                                                                                                                                                                                                                                                                                                                                                                                                                                                                                                                                                                                                          |
| <b>Required Privilege Level</b> | <p>routing—To view this statement in the configuration.</p> <p>routing-control—To add this statement to the configuration.</p>                                                                                                                                                                                                                                                                                                                                                                                                                                                                                                                                                                                                                                                                                                                                                                                                                                                                                                                                                                                                                                                                                                                                                                                                                                                                                                                                                                                                                                                                                                                                                                                                                                                                                 |
| <b>Related Documentation</b>    | <ul style="list-style-type: none"> <li>• <a href="#">Example: Configuring MSDP with Active Source Limits and Mesh Groups on page 138</a></li> </ul>                                                                                                                                                                                                                                                                                                                                                                                                                                                                                                                                                                                                                                                                                                                                                                                                                                                                                                                                                                                                                                                                                                                                                                                                                                                                                                                                                                                                                                                                                                                                                                                                                                                            |

## authentication-key

|                                 |                                                                                                                                                                                                                                                                                                                                                                                                                                                                                                                                                                                                                                                                                                                                                                                                                                                                                                            |
|---------------------------------|------------------------------------------------------------------------------------------------------------------------------------------------------------------------------------------------------------------------------------------------------------------------------------------------------------------------------------------------------------------------------------------------------------------------------------------------------------------------------------------------------------------------------------------------------------------------------------------------------------------------------------------------------------------------------------------------------------------------------------------------------------------------------------------------------------------------------------------------------------------------------------------------------------|
| <b>Syntax</b>                   | <code>authentication-key peer-key;</code>                                                                                                                                                                                                                                                                                                                                                                                                                                                                                                                                                                                                                                                                                                                                                                                                                                                                  |
| <b>Hierarchy Level</b>          | <p>[edit logical-systems <i>logical-system-name</i> protocols <code>msdp group group-name peer address</code>],</p> <p>[edit logical-systems <i>logical-system-name</i> protocols <code>msdp peer address</code>],</p> <p>[edit logical-systems <i>logical-system-name</i> routing-instances <i>routing-instance-name</i> protocols <code>msdp group group-name peer address</code>],</p> <p>[edit logical-systems <i>logical-system-name</i> routing-instances <i>routing-instance-name</i> protocols <code>msdp peer address</code>],</p> <p>[edit protocols <code>msdp group group-name peer address</code>],</p> <p>[edit protocols <code>msdp peer address</code>],</p> <p>[edit routing-instances <i>routing-instance-name</i> protocols <code>msdp group group-name peer address</code>],</p> <p>[edit routing-instances <i>routing-instance-name</i> protocols <code>msdp peer address</code>]</p> |
| <b>Release Information</b>      | <p>Statement introduced before Junos OS Release 7.4.</p> <p>Statement introduced in Junos OS Release 12.1 for the QFX Series.</p> <p>Statement introduced in Junos OS Release 14.1X53-D20 for the OCX Series.</p>                                                                                                                                                                                                                                                                                                                                                                                                                                                                                                                                                                                                                                                                                          |
| <b>Description</b>              | Associate a Message Digest 5 (MD5) signature option authentication key with an MSDP peering session.                                                                                                                                                                                                                                                                                                                                                                                                                                                                                                                                                                                                                                                                                                                                                                                                       |
| <b>Default</b>                  | If you do not include this statement, the routing device accepts any valid MSDP messages from the peer address.                                                                                                                                                                                                                                                                                                                                                                                                                                                                                                                                                                                                                                                                                                                                                                                            |
| <b>Options</b>                  | <p><b>peer-key</b>—MD5 authentication key. The peer key can be a text string up to 16 letters and digits long. Strings can include any ASCII characters with the exception of ( , ) , &amp; , and [ . If you include spaces in an MSDP authentication key, enclose all characters in quotation marks ( " " ).</p>                                                                                                                                                                                                                                                                                                                                                                                                                                                                                                                                                                                          |
| <b>Required Privilege Level</b> | <p>routing—To view this statement in the configuration.</p> <p>routing-control—To add this statement to the configuration.</p>                                                                                                                                                                                                                                                                                                                                                                                                                                                                                                                                                                                                                                                                                                                                                                             |
| <b>Related Documentation</b>    | <ul style="list-style-type: none"> <li>• <i>Example: Configuring MSDP in a Routing Instance</i></li> </ul>                                                                                                                                                                                                                                                                                                                                                                                                                                                                                                                                                                                                                                                                                                                                                                                                 |

## data-encapsulation

---

|                                 |                                                                                                                                                                                                                                                                                                                                                             |
|---------------------------------|-------------------------------------------------------------------------------------------------------------------------------------------------------------------------------------------------------------------------------------------------------------------------------------------------------------------------------------------------------------|
| <b>Syntax</b>                   | <code>data-encapsulation (disable   enable);</code>                                                                                                                                                                                                                                                                                                         |
| <b>Hierarchy Level</b>          | [edit logical-systems <i>logical-system-name</i> protocols <a href="#">msdp</a> ],<br>[edit logical-systems <i>logical-system-name</i> routing-instances <i>routing-instance-name</i> protocols <a href="#">msdp</a> ],<br>[edit protocols <a href="#">msdp</a> ],<br>[edit routing-instances <i>routing-instance-name</i> protocols <a href="#">msdp</a> ] |
| <b>Release Information</b>      | Statement introduced before Junos OS Release 7.4.<br>Statement introduced in Junos OS Release 12.1 for the QFX Series.<br>Statement introduced in Junos OS Release 14.1X53-D20 for the OCX Series.                                                                                                                                                          |
| <b>Description</b>              | Configure a rendezvous point (RP) using MSDP to encapsulate multicast data received in MSDP register messages inside forwarded MSDP source-active messages.                                                                                                                                                                                                 |
| <b>Default</b>                  | If you do not include this statement, the RP encapsulates multicast data.                                                                                                                                                                                                                                                                                   |
| <b>Options</b>                  | <b>disable</b> —(Optional) Do not use MSDP data encapsulation.<br><b>enable</b> —Use MSDP data encapsulation.<br><b>Default:</b> <code>enable</code>                                                                                                                                                                                                        |
| <b>Required Privilege Level</b> | <code>routing</code> —To view this statement in the configuration.<br><code>routing-control</code> —To add this statement to the configuration.                                                                                                                                                                                                             |
| <b>Related Documentation</b>    | <ul style="list-style-type: none"><li>• <a href="#">Example: Configuring MSDP with Active Source Limits and Mesh Groups on page 138</a></li></ul>                                                                                                                                                                                                           |



## default-peer

|                                 |                                                                                                                                                                                                                                                                                                                                                                                                                                                                                                                                                                                                                                                                                                                                                                                                                                                                                                                                                                                                                                                                                                                                                                                                                                                                                                                                                                                                                                                                                                                                                                                                                                                                                                                                                            |
|---------------------------------|------------------------------------------------------------------------------------------------------------------------------------------------------------------------------------------------------------------------------------------------------------------------------------------------------------------------------------------------------------------------------------------------------------------------------------------------------------------------------------------------------------------------------------------------------------------------------------------------------------------------------------------------------------------------------------------------------------------------------------------------------------------------------------------------------------------------------------------------------------------------------------------------------------------------------------------------------------------------------------------------------------------------------------------------------------------------------------------------------------------------------------------------------------------------------------------------------------------------------------------------------------------------------------------------------------------------------------------------------------------------------------------------------------------------------------------------------------------------------------------------------------------------------------------------------------------------------------------------------------------------------------------------------------------------------------------------------------------------------------------------------------|
| <b>Syntax</b>                   | default-peer;                                                                                                                                                                                                                                                                                                                                                                                                                                                                                                                                                                                                                                                                                                                                                                                                                                                                                                                                                                                                                                                                                                                                                                                                                                                                                                                                                                                                                                                                                                                                                                                                                                                                                                                                              |
| <b>Hierarchy Level</b>          | <p>[edit logical-systems <i>logical-system-name</i> protocols <b>msdp</b>],</p> <p>[edit logical-systems <i>logical-system-name</i> protocols <b>msdp group</b> <i>group-name</i>],</p> <p>[edit logical-systems <i>logical-system-name</i> protocols <b>msdp group</b> <i>group-name</i> <b>peer</b> <i>address</i>],</p> <p>[edit logical-systems <i>logical-system-name</i> protocols <b>msdp peer</b> <i>address</i>],</p> <p>[edit logical-systems <i>logical-system-name</i> routing-instances <i>routing-instance-name</i> protocols <b>msdp</b>],</p> <p>[edit logical-systems <i>logical-system-name</i> routing-instances <i>routing-instance-name</i> protocols <b>msdp group</b> <i>group-name</i>],</p> <p>[edit logical-systems <i>logical-system-name</i> routing-instances <i>routing-instance-name</i> protocols <b>msdp group</b> <i>group-name</i> <b>peer</b> <i>address</i>],</p> <p>[edit logical-systems <i>logical-system-name</i> routing-instances <i>routing-instance-name</i> protocols <b>msdp peer</b> <i>address</i>],</p> <p>[edit protocols <b>msdp</b>],</p> <p>[edit protocols <b>msdp group</b> <i>group-name</i>],</p> <p>[edit protocols <b>msdp group</b> <i>group-name</i> <b>peer</b> <i>address</i>],</p> <p>[edit protocols <b>msdp peer</b> <i>address</i>],</p> <p>[edit routing-instances <i>routing-instance-name</i> protocols <b>msdp</b>],</p> <p>[edit routing-instances <i>routing-instance-name</i> protocols <b>msdp group</b> <i>group-name</i>],</p> <p>[edit routing-instances <i>routing-instance-name</i> protocols <b>msdp group</b> <i>group-name</i> <b>peer</b> <i>address</i>],</p> <p>[edit routing-instances <i>routing-instance-name</i> protocols <b>msdp peer</b> <i>address</i>]</p> |
| <b>Release Information</b>      | <p>Statement introduced before Junos OS Release 7.4.</p> <p>Statement introduced in Junos OS Release 12.1 for the QFX Series.</p> <p>Statement introduced in Junos OS Release 14.1X53-D20 for the OCX Series.</p>                                                                                                                                                                                                                                                                                                                                                                                                                                                                                                                                                                                                                                                                                                                                                                                                                                                                                                                                                                                                                                                                                                                                                                                                                                                                                                                                                                                                                                                                                                                                          |
| <b>Description</b>              | Establish this peer as the default MSDP peer and accept source-active messages from the peer without the usual peer-reverse-path-forwarding (peer-RPF) check.                                                                                                                                                                                                                                                                                                                                                                                                                                                                                                                                                                                                                                                                                                                                                                                                                                                                                                                                                                                                                                                                                                                                                                                                                                                                                                                                                                                                                                                                                                                                                                                              |
| <b>Required Privilege Level</b> | <p>routing—To view this statement in the configuration.</p> <p>routing-control—To add this statement to the configuration.</p>                                                                                                                                                                                                                                                                                                                                                                                                                                                                                                                                                                                                                                                                                                                                                                                                                                                                                                                                                                                                                                                                                                                                                                                                                                                                                                                                                                                                                                                                                                                                                                                                                             |
| <b>Related Documentation</b>    | <ul style="list-style-type: none"> <li>• <a href="#">Example: Configuring MSDP with Active Source Limits and Mesh Groups on page 138</a></li> </ul>                                                                                                                                                                                                                                                                                                                                                                                                                                                                                                                                                                                                                                                                                                                                                                                                                                                                                                                                                                                                                                                                                                                                                                                                                                                                                                                                                                                                                                                                                                                                                                                                        |

## disable (Protocols MSDP)

---

|                                 |                                                                                                                                                                                                                                                                                                                                                                                                                                                                                                                                                                                                                                                                                                                                                                                                                                                                                                                                                                                                                                                                                                                                                                                                                                                                                                                                                                                                                                                                                                                                                                                                                                                       |
|---------------------------------|-------------------------------------------------------------------------------------------------------------------------------------------------------------------------------------------------------------------------------------------------------------------------------------------------------------------------------------------------------------------------------------------------------------------------------------------------------------------------------------------------------------------------------------------------------------------------------------------------------------------------------------------------------------------------------------------------------------------------------------------------------------------------------------------------------------------------------------------------------------------------------------------------------------------------------------------------------------------------------------------------------------------------------------------------------------------------------------------------------------------------------------------------------------------------------------------------------------------------------------------------------------------------------------------------------------------------------------------------------------------------------------------------------------------------------------------------------------------------------------------------------------------------------------------------------------------------------------------------------------------------------------------------------|
| <b>Syntax</b>                   | disable;                                                                                                                                                                                                                                                                                                                                                                                                                                                                                                                                                                                                                                                                                                                                                                                                                                                                                                                                                                                                                                                                                                                                                                                                                                                                                                                                                                                                                                                                                                                                                                                                                                              |
| <b>Hierarchy Level</b>          | <pre>[edit logical-systems <i>logical-system-name</i> protocols <b>msdp</b>], [edit logical-systems <i>logical-system-name</i> protocols <b>msdp group</b> <i>group-name</i>], [edit logical-systems <i>logical-system-name</i> protocols <b>msdp group</b> <i>group-name</i> <b>peer</b> <i>address</i>], [edit logical-systems <i>logical-system-name</i> protocols <b>msdp peer</b> <i>address</i>], [edit logical-systems <i>logical-system-name</i> routing-instances <i>routing-instance-name</i> protocols <b>msdp</b>], [edit logical-systems <i>logical-system-name</i> routing-instances <i>routing-instance-name</i> protocols <b>msdp group</b> <i>group-name</i>], [edit logical-systems <i>logical-system-name</i> routing-instances <i>routing-instance-name</i> protocols <b>msdp group</b> <i>group-name</i> <b>peer</b> <i>address</i>], [edit logical-systems <i>logical-system-name</i> routing-instances <i>routing-instance-name</i> protocols <b>msdp peer</b> <i>address</i>], [edit protocols <b>msdp</b>], [edit protocols <b>msdp group</b> <i>group-name</i>], [edit protocols <b>msdp group</b> <i>group-name</i> <b>peer</b> <i>address</i>], [edit protocols <b>msdp peer</b> <i>address</i>], [edit routing-instances <i>routing-instance-name</i> protocols <b>msdp</b>], [edit routing-instances <i>routing-instance-name</i> protocols <b>msdp group</b> <i>group-name</i>], [edit routing-instances <i>routing-instance-name</i> protocols <b>msdp group</b> <i>group-name</i> <b>peer</b> <i>address</i>], [edit routing-instances <i>routing-instance-name</i> protocols <b>msdp peer</b> <i>address</i>]</pre> |
| <b>Release Information</b>      | Statement introduced before Junos OS Release 7.4.<br>Statement introduced in Junos OS Release 12.1 for the QFX Series.<br>Statement introduced in Junos OS Release 14.1X53-D20 for the OCX Series.                                                                                                                                                                                                                                                                                                                                                                                                                                                                                                                                                                                                                                                                                                                                                                                                                                                                                                                                                                                                                                                                                                                                                                                                                                                                                                                                                                                                                                                    |
| <b>Description</b>              | Explicitly disable MSDP.                                                                                                                                                                                                                                                                                                                                                                                                                                                                                                                                                                                                                                                                                                                                                                                                                                                                                                                                                                                                                                                                                                                                                                                                                                                                                                                                                                                                                                                                                                                                                                                                                              |
| <b>Required Privilege Level</b> | routing—To view this statement in the configuration.<br>routing-control—To add this statement to the configuration.                                                                                                                                                                                                                                                                                                                                                                                                                                                                                                                                                                                                                                                                                                                                                                                                                                                                                                                                                                                                                                                                                                                                                                                                                                                                                                                                                                                                                                                                                                                                   |
| <b>Related Documentation</b>    | <ul style="list-style-type: none"><li>Disabling MSDP</li></ul>                                                                                                                                                                                                                                                                                                                                                                                                                                                                                                                                                                                                                                                                                                                                                                                                                                                                                                                                                                                                                                                                                                                                                                                                                                                                                                                                                                                                                                                                                                                                                                                        |

## export (Protocols MSDP)

|                                 |                                                                                                                                                                                                                                                                                                                                                                                                                                                                                                                                                                                                                                                                                                                                                                                                                                                                                                                                                                                                                                                                                                                                                                                                                                                                                                                                                                                                                                                                                                                                                                                                                                                                                                                                                                                                                                                                                                                                                                                                                |
|---------------------------------|----------------------------------------------------------------------------------------------------------------------------------------------------------------------------------------------------------------------------------------------------------------------------------------------------------------------------------------------------------------------------------------------------------------------------------------------------------------------------------------------------------------------------------------------------------------------------------------------------------------------------------------------------------------------------------------------------------------------------------------------------------------------------------------------------------------------------------------------------------------------------------------------------------------------------------------------------------------------------------------------------------------------------------------------------------------------------------------------------------------------------------------------------------------------------------------------------------------------------------------------------------------------------------------------------------------------------------------------------------------------------------------------------------------------------------------------------------------------------------------------------------------------------------------------------------------------------------------------------------------------------------------------------------------------------------------------------------------------------------------------------------------------------------------------------------------------------------------------------------------------------------------------------------------------------------------------------------------------------------------------------------------|
| <b>Syntax</b>                   | <code>export [ <i>policy-names</i> ];</code>                                                                                                                                                                                                                                                                                                                                                                                                                                                                                                                                                                                                                                                                                                                                                                                                                                                                                                                                                                                                                                                                                                                                                                                                                                                                                                                                                                                                                                                                                                                                                                                                                                                                                                                                                                                                                                                                                                                                                                   |
| <b>Hierarchy Level</b>          | <p>[edit logical-systems <i>logical-system-name</i> protocols <a href="#">msdp</a>],</p> <p>[edit logical-systems <i>logical-system-name</i> protocols <a href="#">msdp group</a> <i>group-name</i>],</p> <p>[edit logical-systems <i>logical-system-name</i> protocols <a href="#">msdp group</a> <i>group-name</i> <a href="#">peer</a> <i>address</i>],</p> <p>[edit logical-systems <i>logical-system-name</i> protocols <a href="#">msdp</a> <a href="#">peer</a> <i>address</i>],</p> <p>[edit logical-systems <i>logical-system-name</i> routing-instances <i>routing-instance-name</i> protocols <a href="#">msdp</a>],</p> <p>[edit logical-systems <i>logical-system-name</i> routing-instances <i>routing-instance-name</i> protocols <a href="#">msdp group</a> <i>group-name</i>],</p> <p>[edit logical-systems <i>logical-system-name</i> routing-instances <i>routing-instance-name</i> protocols <a href="#">msdp group</a> <i>group-name</i> <a href="#">peer</a> <i>address</i>],</p> <p>[edit logical-systems <i>logical-system-name</i> routing-instances <i>routing-instance-name</i> protocols <a href="#">msdp</a> <a href="#">peer</a> <i>address</i>],</p> <p>[edit protocols <a href="#">msdp</a>],</p> <p>[edit protocols <a href="#">msdp group</a> <i>group-name</i>],</p> <p>[edit protocols <a href="#">msdp group</a> <i>group-name</i> <a href="#">peer</a> <i>address</i>],</p> <p>[edit protocols <a href="#">msdp</a> <a href="#">peer</a> <i>address</i>],</p> <p>[edit routing-instances <i>routing-instance-name</i> protocols <a href="#">msdp</a>],</p> <p>[edit routing-instances <i>routing-instance-name</i> protocols <a href="#">msdp group</a> <i>group-name</i>],</p> <p>[edit routing-instances <i>routing-instance-name</i> protocols <a href="#">msdp group</a> <i>group-name</i> <a href="#">peer</a> <i>address</i>],</p> <p>[edit routing-instances <i>routing-instance-name</i> protocols <a href="#">msdp</a> <a href="#">peer</a> <i>address</i>]</p> |
| <b>Release Information</b>      | <p>Statement introduced before Junos OS Release 7.4.</p> <p>Statement introduced in Junos OS Release 12.1 for the QFX Series.</p> <p>Statement introduced in Junos OS Release 14.1X53-D20 for the OCX Series.</p>                                                                                                                                                                                                                                                                                                                                                                                                                                                                                                                                                                                                                                                                                                                                                                                                                                                                                                                                                                                                                                                                                                                                                                                                                                                                                                                                                                                                                                                                                                                                                                                                                                                                                                                                                                                              |
| <b>Description</b>              | Apply one or more policies to routes being exported from the routing table into MSDP.                                                                                                                                                                                                                                                                                                                                                                                                                                                                                                                                                                                                                                                                                                                                                                                                                                                                                                                                                                                                                                                                                                                                                                                                                                                                                                                                                                                                                                                                                                                                                                                                                                                                                                                                                                                                                                                                                                                          |
| <b>Options</b>                  | <i>policy-names</i> —Name of one or more policies.                                                                                                                                                                                                                                                                                                                                                                                                                                                                                                                                                                                                                                                                                                                                                                                                                                                                                                                                                                                                                                                                                                                                                                                                                                                                                                                                                                                                                                                                                                                                                                                                                                                                                                                                                                                                                                                                                                                                                             |
| <b>Required Privilege Level</b> | <p>routing—To view this statement in the configuration.</p> <p>routing-control—To add this statement to the configuration.</p>                                                                                                                                                                                                                                                                                                                                                                                                                                                                                                                                                                                                                                                                                                                                                                                                                                                                                                                                                                                                                                                                                                                                                                                                                                                                                                                                                                                                                                                                                                                                                                                                                                                                                                                                                                                                                                                                                 |
| <b>Related Documentation</b>    | <ul style="list-style-type: none"> <li>• <i>Example: Configuring MSDP in a Routing Instance</i></li> <li>• <a href="#">import on page 281</a></li> </ul>                                                                                                                                                                                                                                                                                                                                                                                                                                                                                                                                                                                                                                                                                                                                                                                                                                                                                                                                                                                                                                                                                                                                                                                                                                                                                                                                                                                                                                                                                                                                                                                                                                                                                                                                                                                                                                                       |

## group (Protocols MSDP)

|                            |                                                                                                                                                                                                                                                                                                                                                                                                                                                                                                                                                                                                                                                                                                                                                                                                                                                                                                                                                                                                                                         |
|----------------------------|-----------------------------------------------------------------------------------------------------------------------------------------------------------------------------------------------------------------------------------------------------------------------------------------------------------------------------------------------------------------------------------------------------------------------------------------------------------------------------------------------------------------------------------------------------------------------------------------------------------------------------------------------------------------------------------------------------------------------------------------------------------------------------------------------------------------------------------------------------------------------------------------------------------------------------------------------------------------------------------------------------------------------------------------|
| <b>Syntax</b>              | <pre> group <i>group-name</i> {     disable;     export [ <i>policy-names</i> ];     import [ <i>policy-names</i> ];     local-address <i>address</i>;     mode (mesh-group   standard);     traceoptions {         file <i>filename</i> &lt;files <i>number</i>&gt; &lt;size <i>size</i>&gt; &lt;world-readable   no-world-readable&gt;;         flag <i>flag</i> &lt;<i>flag-modifier</i>&gt; &lt;disable&gt;;     }     peer <i>address</i>; {         disable;         active-source-limit {             maximum <i>number</i>;             threshold <i>number</i>;         }         authentication-key <i>peer-key</i>;         default-peer;         export [ <i>policy-names</i> ];         import [ <i>policy-names</i> ];         local-address <i>address</i>;         traceoptions {             file <i>filename</i> &lt;files <i>number</i>&gt; &lt;size <i>size</i>&gt; &lt;world-readable   no-world-readable&gt;;             flag <i>flag</i> &lt;<i>flag-modifier</i>&gt; &lt;disable&gt;;         }     } } </pre> |
| <b>Hierarchy Level</b>     | <p>[edit logical-systems <i>logical-system-name</i> protocols <b>msdp</b>],<br/> [edit logical-systems <i>logical-system-name</i> routing-instances <i>routing-instance-name</i> protocols <b>msdp</b>],<br/> [edit protocols <b>msdp</b>],<br/> [edit routing-instances <i>routing-instance-name</i> protocols <b>msdp</b>]</p>                                                                                                                                                                                                                                                                                                                                                                                                                                                                                                                                                                                                                                                                                                        |
| <b>Release Information</b> | <p>Statement introduced before Junos OS Release 7.4.<br/> Statement introduced in Junos OS Release 12.1 for the QFX Series.<br/> Statement introduced in Junos OS Release 14.1X53-D20 for the OCX Series.</p>                                                                                                                                                                                                                                                                                                                                                                                                                                                                                                                                                                                                                                                                                                                                                                                                                           |
| <b>Description</b>         | <p>Define an MSDP peer group. MSDP peers within groups share common tracing options, if present and not overridden for an individual peer with the <b>peer</b> statement. To configure multiple MSDP groups, include multiple <b>group</b> statements.</p> <p>By default, the group's options are identical to the global MSDP options. To override the global options, include group-specific options within the <b>group</b> statement.</p> <p>The group must contain at least one peer.</p>                                                                                                                                                                                                                                                                                                                                                                                                                                                                                                                                          |
| <b>Options</b>             | <p><b><i>group-name</i></b>—Name of the MSDP group.</p> <p>The remaining statements are explained separately.</p>                                                                                                                                                                                                                                                                                                                                                                                                                                                                                                                                                                                                                                                                                                                                                                                                                                                                                                                       |

**Required Privilege** routing—To view this statement in the configuration.  
**Level** routing-control—To add this statement to the configuration.

**Related Documentation**

- *Example: Configuring MSDP in a Routing Instance*

## import (Protocols MSDP)

**Syntax** `import [ policy-names ];`

**Hierarchy Level** [edit logical-systems *logical-system-name* protocols [msdp](#)],  
 [edit logical-systems *logical-system-name* protocols [msdp group](#) *group-name*],  
 [edit logical-systems *logical-system-name* protocols [msdp group](#) *group-name* [peer](#) *address*],  
 [edit logical-systems *logical-system-name* protocols [msdp peer](#) *address*],  
 [edit logical-systems *logical-system-name* routing-instances *routing-instance-name* protocols [msdp](#)],  
 [edit logical-systems *logical-system-name* routing-instances *routing-instance-name* protocols [msdp group](#) *group-name*],  
 [edit logical-systems *logical-system-name* routing-instances *routing-instance-name* protocols [msdp group](#) *group-name* [peer](#) *address*],  
 [edit logical-systems *logical-system-name* routing-instances *routing-instance-name* protocols [msdp peer](#) *address*],  
 [edit protocols [msdp](#)],  
 [edit protocols [msdp group](#) *group-name*],  
 [edit protocols [msdp group](#) *group-name* [peer](#) *address*],  
 [edit protocols [msdp peer](#) *address*],  
 [edit routing-instances *routing-instance-name* protocols [msdp](#)],  
 [edit routing-instances *routing-instance-name* protocols [msdp group](#) *group-name*],  
 [edit routing-instances *routing-instance-name* protocols [msdp group](#) *group-name* [peer](#) *address*],  
 [edit routing-instances *routing-instance-name* protocols [msdp peer](#) *address*]

**Release Information** Statement introduced before Junos OS Release 7.4.  
 Statement introduced in Junos OS Release 12.1 for the QFX Series.  
 Statement introduced in Junos OS Release 14.1X53-D20 for the OCX Series.

**Description** Apply one or more policies to routes being imported into the routing table from MSDP.

**Options** *policy-names*—Name of one or more policies.

**Required Privilege** routing—To view this statement in the configuration.  
**Level** routing-control—To add this statement to the configuration.

**Related Documentation**

- *Example: Configuring MSDP in a Routing Instance*
- [export on page 279](#)

## local-address (Protocols MSDP)

---

|                                 |                                                                                                                                                                                                                                                                                                                                                                                                                                                                                                                                                                                                                                                                                                                                                                                                                                                                                                                                                                                                                                                                                                                                                                                                                                                                                                                                                                                                                                                                                                                                                                                                                                                                                                                                                                                                                                                                                                         |
|---------------------------------|---------------------------------------------------------------------------------------------------------------------------------------------------------------------------------------------------------------------------------------------------------------------------------------------------------------------------------------------------------------------------------------------------------------------------------------------------------------------------------------------------------------------------------------------------------------------------------------------------------------------------------------------------------------------------------------------------------------------------------------------------------------------------------------------------------------------------------------------------------------------------------------------------------------------------------------------------------------------------------------------------------------------------------------------------------------------------------------------------------------------------------------------------------------------------------------------------------------------------------------------------------------------------------------------------------------------------------------------------------------------------------------------------------------------------------------------------------------------------------------------------------------------------------------------------------------------------------------------------------------------------------------------------------------------------------------------------------------------------------------------------------------------------------------------------------------------------------------------------------------------------------------------------------|
| <b>Syntax</b>                   | <code>local-address address;</code>                                                                                                                                                                                                                                                                                                                                                                                                                                                                                                                                                                                                                                                                                                                                                                                                                                                                                                                                                                                                                                                                                                                                                                                                                                                                                                                                                                                                                                                                                                                                                                                                                                                                                                                                                                                                                                                                     |
| <b>Hierarchy Level</b>          | <code>[edit logical-systems <i>logical-system-name</i> protocols <b>msdp</b>],</code><br><code>[edit logical-systems <i>logical-system-name</i> protocols <b>msdp group</b> <i>group-name</i>],</code><br><code>[edit logical-systems <i>logical-system-name</i> protocols <b>msdp group</b> <i>group-name</i> <b>peer</b> <i>address</i>],</code><br><code>[edit logical-systems <i>logical-system-name</i> protocols <b>msdp peer</b> <i>address</i>],</code><br><code>[edit logical-systems <i>logical-system-name</i> routing-instances <i>routing-instance-name</i> protocols <b>msdp</b>],</code><br><code>[edit logical-systems <i>logical-system-name</i> routing-instances <i>routing-instance-name</i> protocols <b>msdp group</b> <i>group-name</i>],</code><br><code>[edit logical-systems <i>logical-system-name</i> routing-instances <i>routing-instance-name</i> protocols <b>msdp group</b> <i>group-name</i> <b>peer</b> <i>address</i>],</code><br><code>[edit logical-systems <i>logical-system-name</i> routing-instances <i>routing-instance-name</i> protocols <b>msdp peer</b> <i>address</i>],</code><br><code>[edit protocols <b>msdp</b>],</code><br><code>[edit protocols <b>msdp group</b> <i>group-name</i>],</code><br><code>[edit protocols <b>msdp group</b> <i>group-name</i> <b>peer</b> <i>address</i>],</code><br><code>[edit protocols <b>msdp peer</b> <i>address</i>],</code><br><code>[edit routing-instances <i>routing-instance-name</i> protocols <b>msdp</b>],</code><br><code>[edit routing-instances <i>routing-instance-name</i> protocols <b>msdp group</b> <i>group-name</i>],</code><br><code>[edit routing-instances <i>routing-instance-name</i> protocols <b>msdp group</b> <i>group-name</i> <b>peer</b> <i>address</i>],</code><br><code>[edit routing-instances <i>routing-instance-name</i> protocols <b>msdp peer</b> <i>address</i>]</code> |
| <b>Release Information</b>      | Statement introduced before Junos OS Release 7.4.<br>Statement introduced in Junos OS Release 12.1 for the QFX Series.<br>Statement introduced in Junos OS Release 14.1X53-D20 for the OCX Series.                                                                                                                                                                                                                                                                                                                                                                                                                                                                                                                                                                                                                                                                                                                                                                                                                                                                                                                                                                                                                                                                                                                                                                                                                                                                                                                                                                                                                                                                                                                                                                                                                                                                                                      |
| <b>Description</b>              | Configure the local end of an MSDP session. You must configure at least one peer for MSDP to function. When configuring a peer, you must include this statement. This address is used to accept incoming connections to the peer and to establish connections to the remote peer.                                                                                                                                                                                                                                                                                                                                                                                                                                                                                                                                                                                                                                                                                                                                                                                                                                                                                                                                                                                                                                                                                                                                                                                                                                                                                                                                                                                                                                                                                                                                                                                                                       |
| <b>Options</b>                  | <i>address</i> —IP address of the local end of the connection.                                                                                                                                                                                                                                                                                                                                                                                                                                                                                                                                                                                                                                                                                                                                                                                                                                                                                                                                                                                                                                                                                                                                                                                                                                                                                                                                                                                                                                                                                                                                                                                                                                                                                                                                                                                                                                          |
| <b>Required Privilege Level</b> | routing—To view this statement in the configuration.<br>routing-control—To add this statement to the configuration.                                                                                                                                                                                                                                                                                                                                                                                                                                                                                                                                                                                                                                                                                                                                                                                                                                                                                                                                                                                                                                                                                                                                                                                                                                                                                                                                                                                                                                                                                                                                                                                                                                                                                                                                                                                     |
| <b>Related Documentation</b>    | <ul style="list-style-type: none"><li>• <i>Example: Configuring MSDP in a Routing Instance</i></li></ul>                                                                                                                                                                                                                                                                                                                                                                                                                                                                                                                                                                                                                                                                                                                                                                                                                                                                                                                                                                                                                                                                                                                                                                                                                                                                                                                                                                                                                                                                                                                                                                                                                                                                                                                                                                                                |

## maximum (MSDP Active Source Messages)

|                                 |                                                                                                                                                                                                                                                                                                                                                                                                                                                            |
|---------------------------------|------------------------------------------------------------------------------------------------------------------------------------------------------------------------------------------------------------------------------------------------------------------------------------------------------------------------------------------------------------------------------------------------------------------------------------------------------------|
| <b>Syntax</b>                   | <code>maximum <i>number</i>;</code>                                                                                                                                                                                                                                                                                                                                                                                                                        |
| <b>Hierarchy Level</b>          | <p>[edit logical-systems <i>logical-system-name</i> protocols <a href="#">msdp active-source-limit</a>],</p> <p>[edit logical-systems <i>logical-system-name</i> routing-instances <i>routing-instance-name</i> protocols <a href="#">msdp active-source-limit</a>],</p> <p>[edit protocols <a href="#">msdp active-source-limit</a>],</p> <p>[edit routing-instances <i>routing-instance-name</i> protocols <a href="#">msdp active-source-limit</a>]</p> |
| <b>Release Information</b>      | <p>Statement introduced before Junos OS Release 7.4.</p> <p>Statement introduced in Junos OS Release 12.1 for the QFX Series.</p> <p>Statement introduced in Junos OS Release 14.1X53-D20 for the OCX Series.</p>                                                                                                                                                                                                                                          |
| <b>Description</b>              | Configure the maximum number of MSDP active source messages the router accepts.                                                                                                                                                                                                                                                                                                                                                                            |
| <b>Options</b>                  | <p><i>number</i>—Maximum number of active source messages.</p> <p><b>Range:</b> 1 through 1,000,000</p> <p><b>Default:</b> 25,000</p>                                                                                                                                                                                                                                                                                                                      |
| <b>Required Privilege Level</b> | <p>routing—To view this statement in the configuration.</p> <p>routing-control—To add this statement to the configuration.</p>                                                                                                                                                                                                                                                                                                                             |
| <b>Related Documentation</b>    | <ul style="list-style-type: none"> <li>• <a href="#">Example: Configuring MSDP with Active Source Limits and Mesh Groups on page 138</a></li> <li>• <a href="#">threshold (MSDP Active Source Messages) on page 290</a></li> </ul>                                                                                                                                                                                                                         |

## mode (Protocols MSDP)

---

|                                 |                                                                                                                                                                                                                                                                                                                                                                                                                         |
|---------------------------------|-------------------------------------------------------------------------------------------------------------------------------------------------------------------------------------------------------------------------------------------------------------------------------------------------------------------------------------------------------------------------------------------------------------------------|
| <b>Syntax</b>                   | mode (mesh-group   standard);                                                                                                                                                                                                                                                                                                                                                                                           |
| <b>Hierarchy Level</b>          | [edit logical-systems <i>logical-system-name</i> protocols <b>msdp group</b> <i>group-name</i> ],<br>[edit logical-systems <i>logical-system-name</i> routing-instances <i>routing-instance-name</i> protocols <b>msdp group</b> <i>group-name</i> ],<br>[edit protocols <b>msdp group</b> <i>group-name</i> ],<br>[edit routing-instances <i>routing-instance-name</i> protocols <b>msdp group</b> <i>group-name</i> ] |
| <b>Release Information</b>      | Statement introduced before Junos OS Release 7.4.<br>Statement introduced in Junos OS Release 12.1 for the QFX Series.<br>Statement introduced in Junos OS Release 14.1X53-D20 for the OCX Series.                                                                                                                                                                                                                      |
| <b>Description</b>              | Configure groups of peers in a full mesh topology to limit excessive flooding of source-active messages to neighboring peers. The default flooding mode is <b>standard</b> .                                                                                                                                                                                                                                            |
| <b>Default</b>                  | If you do not include this statement, default flooding is applied.                                                                                                                                                                                                                                                                                                                                                      |
| <b>Options</b>                  | <b>mesh-group</b> —Group of peers that are mesh group members.<br><br><b>standard</b> —Use standard MSDP source-active flooding rules.<br><b>Default:</b> standard                                                                                                                                                                                                                                                      |
| <b>Required Privilege Level</b> | routing—To view this statement in the configuration.<br>routing-control—To add this statement to the configuration.                                                                                                                                                                                                                                                                                                     |
| <b>Related Documentation</b>    | <ul style="list-style-type: none"><li>• <a href="#">Example: Configuring MSDP with Active Source Limits and Mesh Groups on page 138</a></li></ul>                                                                                                                                                                                                                                                                       |



## msdp

```

Syntax  msdp {
        disable;
        active-source-limit {
            log-interval seconds;
            log-warning value;
            maximum number;
            threshold number;
        }
        data-encapsulation (disable | enable);
        export [ policy-names ];
        group group-name {
            ...group-configuration ...
        }
        hold-time seconds;
        import [ policy-names ];
        local-address address;
        keep-alive seconds;
        peer address {
            ...peer-configuration ...
        }
        rib-group group-name;
        source ip-prefix</prefix-length> {
            active-source-limit {
                maximum number;
                threshold number;
            }
        }
        sa-hold-time seconds;
        traceoptions {
            file filename <files number> <size size> <world-readable | no-world-readable>;
            flag flag <flag-modifier> <disable>;
        }
        group group-name {
            disable;
            export [ policy-names ];
            import [ policy-names ];
            local-address address;
            mode (mesh-group | standard);
            peer address {
                ... same statements as at the [edit protocols msdp peer address] hierarchy level shown
                just following ...
            }
            traceoptions {
                file filename <files number> <size size> <world-readable | no-world-readable>;
                flag flag <flag-modifier> <disable>;
            }
        }
        peer address {
            disable;
            active-source-limit {
                maximum number;
                threshold number;
            }
        }
    }

```

```
    }  
    authentication-key peer-key;  
    default-peer;  
    export [ policy-names ];  
    import [ policy-names ];  
    local-address address;  
    traceoptions {  
        file filename <files number> <size size> <world-readable | no-world-readable>;  
        flag flag <flag-modifier> <disable>;  
    }  
}  
}
```

**Hierarchy Level** [edit logical-systems *logical-system-name* protocols],  
[edit logical-systems *logical-system-name* routing-instances *routing-instance-name* protocols],  
[edit protocols],  
[edit routing-instances *routing-instance-name* protocols]

**Release Information** Statement introduced before Junos OS Release 7.4.  
Statement introduced in Junos OS Release 9.4 for EX Series switches.  
Statement introduced in Junos OS Release 12.1 for the QFX Series.  
Statement introduced in Junos OS Release 14.1X53-D20 for the OCX Series.

**Description** Enable MSDP on the router or switch. You must also configure at least one peer for MSDP to function.

**Default** MSDP is disabled on the router or switch.

**Options** The statements are explained separately.

**Required Privilege Level** routing—To view this statement in the configuration.  
routing-control—To add this statement to the configuration.

**Related Documentation**

- *Example: Configuring MSDP in a Routing Instance*

## peer (Protocols MSDP)

|                            |                                                                                                                                                                                                                                                                                                                                                                                                                                                                                                                                                                                                                                                                                                                                                                                                                              |
|----------------------------|------------------------------------------------------------------------------------------------------------------------------------------------------------------------------------------------------------------------------------------------------------------------------------------------------------------------------------------------------------------------------------------------------------------------------------------------------------------------------------------------------------------------------------------------------------------------------------------------------------------------------------------------------------------------------------------------------------------------------------------------------------------------------------------------------------------------------|
| <b>Syntax</b>              | <pre> peer address {     disable;     active-source-limit {         maximum number;         threshold number;     }     authentication-key peer-key;     default-peer;     export [ policy-names ];     import [ policy-names ];     local-address address;     traceoptions {         file filename &lt;files number&gt; &lt;size size&gt; &lt;world-readable   no-world-readable&gt;;         flag flag &lt;flag-modifier&gt; &lt;disable&gt;;     } } </pre>                                                                                                                                                                                                                                                                                                                                                              |
| <b>Hierarchy Level</b>     | <p>[edit logical-systems <i>logical-system-name</i> protocols <b>msdp</b>],</p> <p>[edit logical-systems <i>logical-system-name</i> protocols <b>msdp group</b> <i>group-name</i>],</p> <p>[edit logical-systems <i>logical-system-name</i> routing-instances <i>routing-instance-name</i> protocols <b>msdp</b>],</p> <p>[edit logical-systems <i>logical-system-name</i> routing-instances <i>routing-instance-name</i> protocols <b>msdp group</b> <i>group-name</i>],</p> <p>[edit protocols <b>msdp</b>],</p> <p>[edit protocols <b>msdp group</b> <i>group-name</i>],</p> <p>[edit routing-instances <i>routing-instance-name</i> protocols <b>msdp</b>],</p> <p>[edit routing-instances <i>routing-instance-name</i> protocols <b>msdp group</b> <i>group-name</i>]</p>                                               |
| <b>Release Information</b> | <p>Statement introduced before Junos OS Release 7.4.</p> <p>Statement introduced in Junos OS Release 12.1 for the QFX Series.</p> <p>Statement introduced in Junos OS Release 14.1X53-D20 for the OCX Series.</p>                                                                                                                                                                                                                                                                                                                                                                                                                                                                                                                                                                                                            |
| <b>Description</b>         | <p>Define an MSDP peering relationship. An MSDP routing device must know which routing devices are its peers. You define the peer relationships explicitly by configuring the neighboring routing devices that are the MSDP peers of the local routing device. After peer relationships are established, the MSDP peers exchange messages to advertise active multicast sources. To configure multiple MSDP peers, include multiple <b>peer</b> statements.</p> <p>By default, the peer's options are identical to the global or group-level MSDP options. To override the global or group-level options, include peer-specific options within the <b>peer (Protocols MSDP)</b> statement.</p> <p>At least one peer must be configured for MSDP to function. You must configure <b>address</b> and <b>local-address</b>.</p> |
| <b>Options</b>             | <p><b>address</b>—Name of the MSDP peer.</p> <p>The remaining statements are explained separately.</p>                                                                                                                                                                                                                                                                                                                                                                                                                                                                                                                                                                                                                                                                                                                       |

**Required Privilege Level** routing—To view this statement in the configuration.  
routing-control—To add this statement to the configuration.

**Related Documentation**

- *Example: Configuring MSDP in a Routing Instance*

---

## rib-group (Protocols MSDP)

---

**Syntax** `rib-group group-name;`

**Hierarchy Level** [edit logical-systems *logical-system-name* protocols [msdp](#)],  
[edit logical-systems *logical-system-name* routing-instances *routing-instance-name* protocols [msdp](#)],  
[edit protocols [msdp](#)],  
[edit routing-instances *routing-instance-name* protocols [msdp](#)]

**Release Information** Statement introduced before Junos OS Release 7.4.  
Statement introduced in Junos OS Release 12.1 for the QFX Series.  
Statement introduced in Junos OS Release 14.1X53-D20 for the OCX Series.

**Description** Associate a routing table group with MSDP.

**Options** *group-name*—Name of the routing table group. The name must be one that you defined with the **rib-groups** statement at the [edit routing-options] hierarchy level.

**Required Privilege Level** routing—To view this statement in the configuration.  
routing-control—To add this statement to the configuration.

**Related Documentation**

- *Example: Configuring MSDP in a Routing Instance*

## source (Protocols MSDP)

|                                 |                                                                                                                                                                                                                                                                                                                                                                            |
|---------------------------------|----------------------------------------------------------------------------------------------------------------------------------------------------------------------------------------------------------------------------------------------------------------------------------------------------------------------------------------------------------------------------|
| <b>Syntax</b>                   | <pre>source ip-address &lt;/prefix-length&gt; {     active-source-limit {         maximum number;         threshold number;     } }</pre>                                                                                                                                                                                                                                  |
| <b>Hierarchy Level</b>          | <p>[edit logical-systems <i>logical-system-name</i> protocols <a href="#">msdp</a>],</p> <p>[edit logical-systems <i>logical-system-name</i> routing-instances <i>routing-instance-name</i> protocols <a href="#">msdp</a>],</p> <p>[edit protocols <a href="#">msdp</a>],</p> <p>[edit routing-instances <i>routing-instance-name</i> protocols <a href="#">msdp</a>]</p> |
| <b>Release Information</b>      | <p>Statement introduced before Junos OS Release 7.4.</p> <p>Statement introduced in Junos OS Release 12.1 for the QFX Series.</p> <p>Statement introduced in Junos OS Release 14.1X53-D20 for the OCX Series.</p>                                                                                                                                                          |
| <b>Description</b>              | Limit the number of active source messages the routing device accepts from sources in this address range.                                                                                                                                                                                                                                                                  |
| <b>Default</b>                  | If you do not include this statement, the routing device accepts any number of MSDP active source messages.                                                                                                                                                                                                                                                                |
| <b>Options</b>                  | The other statements are explained separately.                                                                                                                                                                                                                                                                                                                             |
| <b>Required Privilege Level</b> | <p>routing—To view this statement in the configuration.</p> <p>routing-control—To add this statement to the configuration.</p>                                                                                                                                                                                                                                             |
| <b>Related Documentation</b>    | <ul style="list-style-type: none"> <li>• <a href="#">Example: Configuring MSDP with Active Source Limits and Mesh Groups on page 138</a></li> </ul>                                                                                                                                                                                                                        |

## threshold (MSDP Active Source Messages)

---

|                                 |                                                                                                                                                                                                                                                                                                                                                                                                                                                |
|---------------------------------|------------------------------------------------------------------------------------------------------------------------------------------------------------------------------------------------------------------------------------------------------------------------------------------------------------------------------------------------------------------------------------------------------------------------------------------------|
| <b>Syntax</b>                   | <code>threshold <i>number</i>;</code>                                                                                                                                                                                                                                                                                                                                                                                                          |
| <b>Hierarchy Level</b>          | [edit logical-systems <i>logical-system-name</i> protocols <a href="#">msdp active-source-limit</a> ],<br>[edit logical-systems <i>logical-system-name</i> routing-instances <i>routing-instance-name</i> protocols<br><a href="#">msdp active-source-limit</a> ],<br>[edit protocols <a href="#">msdp active-source-limit</a> ],<br>[edit routing-instances <i>routing-instance-name</i> protocols <a href="#">msdp active-source-limit</a> ] |
| <b>Release Information</b>      | Statement introduced before Junos OS Release 7.4.<br>Statement introduced in Junos OS Release 12.1 for the QFX Series.<br>Statement introduced in Junos OS Release 14.1X53-D20 for the OCX Series.                                                                                                                                                                                                                                             |
| <b>Description</b>              | Configure the random early detection (RED) threshold for MSDP active source messages.<br>This number must be less than the configured or default maximum.                                                                                                                                                                                                                                                                                      |
| <b>Options</b>                  | <b><i>number</i></b> —RED threshold for active source messages.<br><b>Range:</b> 1 through 1,000,000<br><b>Default:</b> 24,000                                                                                                                                                                                                                                                                                                                 |
| <b>Required Privilege Level</b> | routing—To view this statement in the configuration.<br>routing-control—To add this statement to the configuration.                                                                                                                                                                                                                                                                                                                            |
| <b>Related Documentation</b>    | <ul style="list-style-type: none"><li>• <a href="#">Example: Configuring MSDP with Active Source Limits and Mesh Groups on page 138</a></li><li>• <a href="#">maximum (MSDP Active Source Messages) on page 283</a></li></ul>                                                                                                                                                                                                                  |

## traceoptions (Protocols MSDP)

|                            |                                                                                                                                                                                                                                                                                                                                                                                                                                                                                                                                                                                                                                                                                                                                                                                                                                                                                                                                                                                                                                                                                                                                                                                                                                                                                                                                                                                                                                                                                                                                                                                                                                                                                                                                                            |
|----------------------------|------------------------------------------------------------------------------------------------------------------------------------------------------------------------------------------------------------------------------------------------------------------------------------------------------------------------------------------------------------------------------------------------------------------------------------------------------------------------------------------------------------------------------------------------------------------------------------------------------------------------------------------------------------------------------------------------------------------------------------------------------------------------------------------------------------------------------------------------------------------------------------------------------------------------------------------------------------------------------------------------------------------------------------------------------------------------------------------------------------------------------------------------------------------------------------------------------------------------------------------------------------------------------------------------------------------------------------------------------------------------------------------------------------------------------------------------------------------------------------------------------------------------------------------------------------------------------------------------------------------------------------------------------------------------------------------------------------------------------------------------------------|
| <b>Syntax</b>              | <pre> traceoptions {     file <i>filename</i> &lt;files <i>number</i>&gt; &lt;size <i>size</i>&gt; &lt;world-readable   no-world-readable&gt;;     flag <i>flag</i> &lt;flag-modifier&gt; &lt;disable&gt;; } </pre>                                                                                                                                                                                                                                                                                                                                                                                                                                                                                                                                                                                                                                                                                                                                                                                                                                                                                                                                                                                                                                                                                                                                                                                                                                                                                                                                                                                                                                                                                                                                        |
| <b>Hierarchy Level</b>     | <p>[edit logical-systems <i>logical-system-name</i> protocols <b>msdp</b>],</p> <p>[edit logical-systems <i>logical-system-name</i> protocols <b>msdp group</b> <i>group-name</i>],</p> <p>[edit logical-systems <i>logical-system-name</i> protocols <b>msdp group</b> <i>group-name</i> <b>peer</b> <i>address</i>],</p> <p>[edit logical-systems <i>logical-system-name</i> protocols <b>msdp peer</b> <i>address</i>],</p> <p>[edit logical-systems <i>logical-system-name</i> routing-instances <i>routing-instance-name</i> protocols <b>msdp</b>],</p> <p>[edit logical-systems <i>logical-system-name</i> routing-instances <i>routing-instance-name</i> protocols <b>msdp group</b> <i>group-name</i>],</p> <p>[edit logical-systems <i>logical-system-name</i> routing-instances <i>routing-instance-name</i> protocols <b>msdp group</b> <i>group-name</i> <b>peer</b> <i>address</i>],</p> <p>[edit logical-systems <i>logical-system-name</i> routing-instances <i>routing-instance-name</i> protocols <b>msdp peer</b> <i>address</i>],</p> <p>[edit protocols <b>msdp</b>],</p> <p>[edit protocols <b>msdp group</b> <i>group-name</i>],</p> <p>[edit protocols <b>msdp group</b> <i>group-name</i> <b>peer</b> <i>address</i>],</p> <p>[edit protocols <b>msdp peer</b> <i>address</i>],</p> <p>[edit routing-instances <i>routing-instance-name</i> protocols <b>msdp</b>],</p> <p>[edit routing-instances <i>routing-instance-name</i> protocols <b>msdp group</b> <i>group-name</i>],</p> <p>[edit routing-instances <i>routing-instance-name</i> protocols <b>msdp group</b> <i>group-name</i> <b>peer</b> <i>address</i>],</p> <p>[edit routing-instances <i>routing-instance-name</i> protocols <b>msdp peer</b> <i>address</i>]</p> |
| <b>Release Information</b> | <p>Statement introduced before Junos OS Release 7.4.</p> <p>Statement introduced in Junos OS Release 12.1 for the QFX Series.</p> <p>Statement introduced in Junos OS Release 14.1X53-D20 for the OCX Series.</p>                                                                                                                                                                                                                                                                                                                                                                                                                                                                                                                                                                                                                                                                                                                                                                                                                                                                                                                                                                                                                                                                                                                                                                                                                                                                                                                                                                                                                                                                                                                                          |
| <b>Description</b>         | <p>Configure MSDP tracing options.</p> <p>To specify more than one tracing operation, include multiple <b>flag</b> statements.</p>                                                                                                                                                                                                                                                                                                                                                                                                                                                                                                                                                                                                                                                                                                                                                                                                                                                                                                                                                                                                                                                                                                                                                                                                                                                                                                                                                                                                                                                                                                                                                                                                                         |
| <b>Default</b>             | <p>The default MSDP trace options are those inherited from the routing protocol's <b>traceoptions</b> statement included at the [edit <b>routing-options</b>] hierarchy level.</p>                                                                                                                                                                                                                                                                                                                                                                                                                                                                                                                                                                                                                                                                                                                                                                                                                                                                                                                                                                                                                                                                                                                                                                                                                                                                                                                                                                                                                                                                                                                                                                         |
| <b>Options</b>             | <p><b>disable</b>—(Optional) Disable the tracing operation. You can use this option to disable a single operation when you have defined a broad group of tracing operations, such as <b>all</b>.</p> <p><b>file <i>filename</i></b>—Name of the file to receive the output of the tracing operation. Enclose the name within quotation marks. All files are placed in the directory <b>/var/log</b>. We recommend that you place tracing output in the <b>msdp-log</b> file.</p> <p><b>files <i>number</i></b>—(Optional) Maximum number of trace files. When a trace file named <b>trace-file</b> reaches its maximum size, it is renamed <b>trace-file.0</b>, then <b>trace-file.1</b>, and so on, until the maximum number of trace files is reached. Then the oldest trace file is overwritten.</p>                                                                                                                                                                                                                                                                                                                                                                                                                                                                                                                                                                                                                                                                                                                                                                                                                                                                                                                                                    |

If you specify a maximum number of files, you must also include the **size** statement to specify the maximum file size.

**Range:** 2 through 1000 files

**Default:** 2 files

**flag *flag***—Tracing operation to perform. To specify more than one tracing operation, include multiple **flag** statements.

#### MSDP Tracing Flags

- **keepalive**—Keepalive messages
- **packets**—All MSDP packets
- **route**—MSDP changes to the routing table
- **source-active**—Source-active packets
- **source-active-request**—Source-active request packets
- **source-active-response**—Source-active response packets

#### Global Tracing Flags

- **all**—All tracing operations
- **general**—A combination of the **normal** and **route** trace operations
- **normal**—All normal operations

**Default:** If you do not specify this option, only unusual or abnormal operations are traced.

- **policy**—Policy operations and actions
- **route**—Routing table changes
- **state**—State transitions
- **task**—Interface transactions and processing
- **timer**—Timer usage

***flag-modifier***—(Optional) Modifier for the tracing flag. You can specify one or more of these modifiers:



- **detail**—Detailed trace information
- **receive**—Packets being received
- **send**—Packets being transmitted

**no-stamp**—(Optional) Do not place timestamp information at the beginning of each line in the trace file.

**Default:** If you omit this option, timestamp information is placed at the beginning of each line of the tracing output.

**no-world-readable**—(Optional) Do not allow any user to read the log file.

**replace**—(Optional) Replace an existing trace file if there is one.

**Default:** If you do not include this option, tracing output is appended to an existing trace file.

**size size**—(Optional) Maximum size of each trace file, in kilobytes (KB), megabytes (MB), or gigabytes (GB). When a trace file named **trace-file** reaches this size, it is renamed **trace-file.0**. When **trace-file** again reaches this size, **trace-file.0** is renamed **trace-file.1** and **trace-file** is renamed **trace-file.0**. This renaming scheme continues until the maximum number of trace files is reached. Then the oldest trace file is overwritten.

If you specify a maximum file size, you must also include the **files** statement to specify the maximum number of trace files.

**Syntax:** **xk** to specify KB, **xm** to specify MB, or **xg** to specify GB

**Range:** 10 KB through the maximum file size supported on your system

**Default:** 1 MB

**world-readable**—(Optional) Allow any user to read the log file.

|                                 |                                                                                                                                                 |
|---------------------------------|-------------------------------------------------------------------------------------------------------------------------------------------------|
| <b>Required Privilege Level</b> | routing and trace—To view this statement in the configuration.<br>routing-control and trace-control—To add this statement to the configuration. |
| <b>Related Documentation</b>    | <ul style="list-style-type: none"> <li>• <a href="#">Tracing MSDP Protocol Traffic on page 134</a></li> </ul>                                   |



## CHAPTER 16

# Multicast Monitoring Commands

- clear multicast bandwidth-admission
- clear multicast scope
- clear multicast sessions
- clear multicast statistics
- clear pim join
- clear pim register
- clear pim statistics
- mtrace
- mtrace from-source
- mtrace monitor
- mtrace to-gateway
- show multicast flow-map
- show multicast interface
- show multicast mrinfo
- show multicast next-hops
- show multicast pim-to-igmp-proxy
- show multicast pim-to-mld-proxy
- show multicast route
- show multicast rpf
- show multicast scope
- show multicast sessions
- show multicast usage
- show pim bootstrap
- show pim interfaces
- show pim join
- show pim neighbors
- show pim rps

- [show pim source](#)
- [show pim statistics](#)

## clear multicast bandwidth-admission

|                                 |                                                                                                                                                                                                                                                                                                                                                                                                                                                                                                                                                                                                                                                                                                                                                                                                                                                                                                                                                                                                                                                                                                                                                                                                                                                                                                                                                                                                                                                                                                                                                                                                                                                                                           |
|---------------------------------|-------------------------------------------------------------------------------------------------------------------------------------------------------------------------------------------------------------------------------------------------------------------------------------------------------------------------------------------------------------------------------------------------------------------------------------------------------------------------------------------------------------------------------------------------------------------------------------------------------------------------------------------------------------------------------------------------------------------------------------------------------------------------------------------------------------------------------------------------------------------------------------------------------------------------------------------------------------------------------------------------------------------------------------------------------------------------------------------------------------------------------------------------------------------------------------------------------------------------------------------------------------------------------------------------------------------------------------------------------------------------------------------------------------------------------------------------------------------------------------------------------------------------------------------------------------------------------------------------------------------------------------------------------------------------------------------|
| <b>Syntax</b>                   | <pre>clear multicast bandwidth-admission &lt;group <i>group-address</i>&gt; &lt;inet   inet6&gt; &lt;instance <i>instance-name</i>&gt; &lt;interface <i>interface-name</i>&gt; &lt;source <i>source-address</i>&gt;</pre>                                                                                                                                                                                                                                                                                                                                                                                                                                                                                                                                                                                                                                                                                                                                                                                                                                                                                                                                                                                                                                                                                                                                                                                                                                                                                                                                                                                                                                                                 |
| <b>Release Information</b>      | <p>Command introduced in Junos OS Release 8.3.</p> <p>Command introduced in Junos OS Release 9.0 for EX Series switches.</p> <p><b>inet6</b> and <b>instance</b> options introduced in Junos OS Release 10.0 for EX Series switches.</p> <p>Command introduced in Junos OS Release 11.3 for the QFX Series.</p> <p>Command introduced in Junos OS Release 14.1X53-D20 for the OCX Series.</p>                                                                                                                                                                                                                                                                                                                                                                                                                                                                                                                                                                                                                                                                                                                                                                                                                                                                                                                                                                                                                                                                                                                                                                                                                                                                                             |
| <b>Description</b>              | Reapply IP multicast bandwidth admissions.                                                                                                                                                                                                                                                                                                                                                                                                                                                                                                                                                                                                                                                                                                                                                                                                                                                                                                                                                                                                                                                                                                                                                                                                                                                                                                                                                                                                                                                                                                                                                                                                                                                |
| <b>Options</b>                  | <p><b>none</b>—Reapply multicast bandwidth admissions for all IPv4 forwarding entries in the master routing instance.</p> <p><b>group <i>group-address</i></b>—(Optional) Reapply multicast bandwidth admissions for the specified group.</p> <p><b>inet</b>—(Optional) Reapply multicast bandwidth admission settings for IPv4 flows.</p> <p><b>inet6</b>—(Optional) Reapply multicast bandwidth admission settings for IPv6 flows.</p> <p><b>instance <i>instance-name</i></b>—(Optional) Reapply multicast bandwidth admission settings for the specified instance. If you do not specify an instance, the command applies to the master routing instance.</p> <p><b>interface <i>interface-name</i></b>—(Optional) Examines the corresponding outbound interface in the relevant entries and acts as follows:</p> <ul style="list-style-type: none"> <li>• If the interface is congested, and it was admitted previously, it is removed.</li> <li>• If the interface was rejected previously, the <b>clear multicast bandwidth-admission</b> command enables the interface to be admitted as long as enough bandwidth exists on the interface.</li> <li>• If you do not specify an interface, issuing the <b>clear multicast bandwidth-admission</b> command readmits any previously rejected interface for the relevant entries as long as enough bandwidth exists on the interface.</li> </ul> <p>To manually reject previously admitted outbound interfaces, you must specify the interface.</p> <p><b>source <i>source-address</i></b>—(Optional) Use with the <b>group</b> option to reapply multicast bandwidth admission settings for the specified (source, group) entry.</p> |
| <b>Required Privilege Level</b> | clear                                                                                                                                                                                                                                                                                                                                                                                                                                                                                                                                                                                                                                                                                                                                                                                                                                                                                                                                                                                                                                                                                                                                                                                                                                                                                                                                                                                                                                                                                                                                                                                                                                                                                     |

**Related Documentation** • [show multicast interface on page 322](#)

**List of Sample Output** [clear multicast bandwidth-admission on page 298](#)

**Output Fields** When you enter this command, you are provided feedback on the status of your request.

## Sample Output

[clear multicast bandwidth-admission](#)

```
user@host> clear multicast bandwidth-admission
```

## clear multicast scope

|                                                     |                                                                                                                                                                                                                                                                                                                                                                                                                                                                                                                                                              |
|-----------------------------------------------------|--------------------------------------------------------------------------------------------------------------------------------------------------------------------------------------------------------------------------------------------------------------------------------------------------------------------------------------------------------------------------------------------------------------------------------------------------------------------------------------------------------------------------------------------------------------|
| <b>List of Syntax</b>                               | <a href="#">Syntax on page 299</a><br><a href="#">Syntax (EX Series Switch and the QFX Series) on page 299</a>                                                                                                                                                                                                                                                                                                                                                                                                                                               |
| <b>Syntax</b>                                       | <pre>clear multicast scope &lt;inet   inet6&gt; &lt;interface <i>interface-name</i>&gt; &lt;logical-system (all   <i>logical-system-name</i>)&gt;</pre>                                                                                                                                                                                                                                                                                                                                                                                                      |
| <b>Syntax (EX Series Switch and the QFX Series)</b> | <pre>clear multicast scope &lt;inet   inet6&gt; &lt;interface <i>interface-name</i>&gt;</pre>                                                                                                                                                                                                                                                                                                                                                                                                                                                                |
| <b>Release Information</b>                          | <p>Command introduced in Junos OS Release 7.6.</p> <p>Command introduced in Junos OS Release 9.0 for EX Series switches.</p> <p><b>inet6</b> option introduced in Junos OS Release 10.0 for EX Series switches.</p> <p>Command introduced in Junos OS Release 11.3 for the QFX Series.</p> <p>Command introduced in Junos OS Release 14.1X53-D20 for the OCX Series.</p>                                                                                                                                                                                     |
| <b>Description</b>                                  | Clear IP multicast scope statistics.                                                                                                                                                                                                                                                                                                                                                                                                                                                                                                                         |
| <b>Options</b>                                      | <p><b>none</b>—(Same as <b>logical-system all</b>) Clear multicast scope statistics.</p> <p><b>inet</b>—(Optional) Clear multicast scope statistics for IPv4 family addresses.</p> <p><b>inet6</b>—(Optional) Clear multicast scope statistics for IPv6 family addresses.</p> <p><b>interface <i>interface-name</i></b>—(Optional) Clear multicast scope statistics on a specific interface.</p> <p><b>logical-system (all   <i>logical-system-name</i>)</b>—(Optional) Perform this operation on all logical systems or on a particular logical system.</p> |
| <b>Required Privilege Level</b>                     | clear                                                                                                                                                                                                                                                                                                                                                                                                                                                                                                                                                        |
| <b>Related Documentation</b>                        | <ul style="list-style-type: none"> <li>• <a href="#">show multicast scope on page 344</a></li> </ul>                                                                                                                                                                                                                                                                                                                                                                                                                                                         |
| <b>List of Sample Output</b>                        | <a href="#">clear multicast scope on page 299</a>                                                                                                                                                                                                                                                                                                                                                                                                                                                                                                            |
| <b>Output Fields</b>                                | When you enter this command, you are provided feedback on the status of your request.                                                                                                                                                                                                                                                                                                                                                                                                                                                                        |

## Sample Output

### clear multicast scope

```
user@host> clear multicast scope
```

## clear multicast sessions

---

|                                              |                                                                                                                                                                                                                                                                                                                                                                           |
|----------------------------------------------|---------------------------------------------------------------------------------------------------------------------------------------------------------------------------------------------------------------------------------------------------------------------------------------------------------------------------------------------------------------------------|
| List of Syntax                               | <a href="#">Syntax on page 300</a><br><a href="#">Syntax (EX Series Switch and the QFX Series) on page 300</a>                                                                                                                                                                                                                                                            |
| Syntax                                       | clear multicast sessions<br><logical-system (all   <i>logical-system-name</i> )><br>< <i>regular-expression</i> >                                                                                                                                                                                                                                                         |
| Syntax (EX Series Switch and the QFX Series) | clear multicast sessions<br>< <i>regular-expression</i> >                                                                                                                                                                                                                                                                                                                 |
| Release Information                          | Command introduced before Junos OS Release 7.4.<br>Command introduced in Junos OS Release 9.0 for EX Series switches.<br>Command introduced in Junos OS Release 11.3 for the QFX Series.<br>Command introduced in Junos OS Release 14.1X53-D20 for the OCX Series.                                                                                                        |
| Description                                  | Clear IP multicast sessions.                                                                                                                                                                                                                                                                                                                                              |
| Options                                      | <b>none</b> —(Same as <b>logical-system all</b> ) Clear multicast sessions.<br><br><b>logical-system (all   <i>logical-system-name</i>)</b> —(Optional) Perform this operation on all logical systems or on a particular logical system.<br><br><b><i>regular-expression</i></b> —(Optional) Clear only multicast sessions that contain the specified regular expression. |
| Required Privilege Level                     | clear                                                                                                                                                                                                                                                                                                                                                                     |
| Related Documentation                        | <ul style="list-style-type: none"><li>• <a href="#">show multicast sessions on page 346</a></li></ul>                                                                                                                                                                                                                                                                     |
| List of Sample Output                        | <a href="#">clear multicast sessions on page 300</a>                                                                                                                                                                                                                                                                                                                      |
| Output Fields                                | When you enter this command, you are provided feedback on the status of your request.                                                                                                                                                                                                                                                                                     |

## Sample Output

### clear multicast sessions

```
user@host> clear multicast sessions
```



## clear multicast statistics

|                                                     |                                                                                                                                                                                                                                                                                                                                                                                                                                                                                                                                                                                                                                                                    |
|-----------------------------------------------------|--------------------------------------------------------------------------------------------------------------------------------------------------------------------------------------------------------------------------------------------------------------------------------------------------------------------------------------------------------------------------------------------------------------------------------------------------------------------------------------------------------------------------------------------------------------------------------------------------------------------------------------------------------------------|
| <b>List of Syntax</b>                               | <a href="#">Syntax on page 301</a><br><a href="#">Syntax (EX Series Switch and the QFX Series) on page 301</a>                                                                                                                                                                                                                                                                                                                                                                                                                                                                                                                                                     |
| <b>Syntax</b>                                       | clear multicast statistics<br><inet   inet6><br><instance <i>instance-name</i> ><br><interface <i>interface-name</i> ><br><logical-system (all   <i>logical-system-name</i> )>                                                                                                                                                                                                                                                                                                                                                                                                                                                                                     |
| <b>Syntax (EX Series Switch and the QFX Series)</b> | clear multicast statistics<br><inet   inet6><br><instance <i>instance-name</i> ><br><interface <i>interface-name</i> >                                                                                                                                                                                                                                                                                                                                                                                                                                                                                                                                             |
| <b>Release Information</b>                          | Command introduced before Junos OS Release 7.4.<br>Command introduced in Junos OS Release 9.0 for EX Series switches.<br><b>inet6</b> and <b>instance</b> options introduced in Junos OS Release 10.0 for EX Series switches.<br>Command introduced in Junos OS Release 11.3 for the QFX Series.<br>Command introduced in Junos OS Release 14.1X53-D20 for the OCX Series.                                                                                                                                                                                                                                                                                         |
| <b>Description</b>                                  | Clear IP multicast statistics.                                                                                                                                                                                                                                                                                                                                                                                                                                                                                                                                                                                                                                     |
| <b>Options</b>                                      | <b>none</b> —Clear multicast statistics for all supported address families on all interfaces.<br><br><b>inet</b> —(Optional) Clear multicast statistics for IPv4 family addresses.<br><br><b>inet6</b> —(Optional) Clear multicast statistics for IPv6 family addresses.<br><br><b>instance <i>instance-name</i></b> —(Optional) Clear multicast statistics for the specified instance.<br><br><b>interface <i>interface-name</i></b> —(Optional) Clear multicast statistics on a specific interface.<br><br><b>logical-system (all   <i>logical-system-name</i>)</b> —(Optional) Perform this operation on all logical systems or on a particular logical system. |
| <b>Required Privilege Level</b>                     | clear                                                                                                                                                                                                                                                                                                                                                                                                                                                                                                                                                                                                                                                              |
| <b>Related Documentation</b>                        | <ul style="list-style-type: none"> <li><a href="#">show multicast statistics</a></li> </ul>                                                                                                                                                                                                                                                                                                                                                                                                                                                                                                                                                                        |
| <b>List of Sample Output</b>                        | <a href="#">clear multicast statistics on page 301</a>                                                                                                                                                                                                                                                                                                                                                                                                                                                                                                                                                                                                             |
| <b>Output Fields</b>                                | When you enter this command, you are provided feedback on the status of your request.                                                                                                                                                                                                                                                                                                                                                                                                                                                                                                                                                                              |

## Sample Output

### clear multicast statistics

```
user@host> clear multicast statistics
```

## clear pim join

---

**List of Syntax**    [Syntax on page 302](#)  
                          [Syntax \(EX Series Switch and the QFX Series\) on page 302](#)

**Syntax**    clear pim join  
              <all>  
              <group-address>  
              <bidirectional | dense | sparse>  
              <exact>  
              <inet | inet6>  
              <instance *instance-name*>  
              <logical-system (all | *logical-system-name*)>  
              <rp *ip-address/prefix* | source *ip-address/prefix*>  
              <sg | star-g>

**Syntax (EX Series Switch and the QFX Series)**    clear pim join  
                                                          <group-address>  
                                                          <dense | sparse>  
                                                          <exact>  
                                                          <inet | inet6>  
                                                          <instance *instance-name*>  
                                                          <rp *ip-address/prefix* | source *ip-address/prefix*>  
                                                          <sg | star-g>

**Release Information**    Command introduced before Junos OS Release 7.4.  
                              Command introduced in Junos OS Release 9.0 for EX Series switches.  
                              **inet6** and **instance** options introduced in Junos OS Release 10.0 for EX Series switches.  
                              Command introduced in Junos OS Release 11.3 for the QFX Series.  
                              Multiple new filter options introduced in Junos OS Release 13.2.  
                              Command introduced in Junos OS Release 14.1X53-D20 for the OCX Series.

**Description**    Clear the Protocol Independent Multicast (PIM) join and prune states.

**Options**    **all**—(Optional) Clear the PIM join and prune states for all groups and family addresses in the master instance.

**none**—Clear PIM register message counters for all family addresses, instances, and interfaces.

**group-address**—(Optional) Clear the PIM join and prune states for a group address.

**bidirectional | dense | sparse**—(Optional) Clear PIM bidirectional mode, dense mode, or sparse and source-specific multicast (SSM) mode entries.

**exact**—(Optional) Clear only the group that exactly matches the specified group address.

**inet | inet6**—(Optional) Clear the PIM entries for IPv4 or IPv6 family addresses, respectively.

**instance *instance-name***—(Optional) Clear the entries for a specific PIM-enabled routing instance.

**logical-system** (**all** | *logical-system-name*)—(Optional) Perform this operation on all logical systems or on a particular logical system.

**rp** *ip-address/prefix* | **source** *ip-address/prefix*—(Optional) Clear the PIM entries with a specified rendezvous point (RP) address and prefix or with a specified source address and prefix. You can omit the prefix.

**sg** | **star-g**—(Optional) Clear PIM (S,G) or (\*G) entries.

**Additional Information** The **clear pim join** command cannot be used to clear the PIM join and prune state on a backup Routing Engine when nonstop active routing is enabled.

**Required Privilege Level** clear

**Related Documentation** • [show pim join on page 357](#)

**List of Sample Output** [clear pim join all on page 303](#)  
[clear pim join inet6 on page 303](#)  
[clear pim join inet6 star-g on page 303](#)

**Output Fields** When you enter this command, you are provided feedback on the status of your request.

## Sample Output

### clear pim join all

```
user@host> clear pim join all
Cleared 8 Join/Prune states
```

### clear pim join inet6

```
user@host> clear pim join inet6
Cleared 4 Join/Prune states
```

### clear pim join inet6 star-g

```
user@host> clear pim join inet6 star-g
Cleared 1 Join/Prune states
```

## clear pim register

---

|                                                     |                                                                                                                                                                                                                                                                                                                                                                                                                                                                                                                                                                                                                                                                                                                                                                                                |
|-----------------------------------------------------|------------------------------------------------------------------------------------------------------------------------------------------------------------------------------------------------------------------------------------------------------------------------------------------------------------------------------------------------------------------------------------------------------------------------------------------------------------------------------------------------------------------------------------------------------------------------------------------------------------------------------------------------------------------------------------------------------------------------------------------------------------------------------------------------|
| <b>List of Syntax</b>                               | <a href="#">Syntax on page 304</a><br><a href="#">Syntax (EX Series Switch and the QFX Series) on page 304</a><br><a href="#">Syntax (PTX Series) on page 304</a>                                                                                                                                                                                                                                                                                                                                                                                                                                                                                                                                                                                                                              |
| <b>Syntax</b>                                       | <pre>clear pim register &lt;all&gt; &lt;inet   inet6&gt; &lt;instance <i>instance-name</i>&gt; &lt;interface <i>interface-name</i>&gt; &lt;logical-system (all   <i>logical-system-name</i>)&gt;</pre>                                                                                                                                                                                                                                                                                                                                                                                                                                                                                                                                                                                         |
| <b>Syntax (EX Series Switch and the QFX Series)</b> | <pre>clear pim register &lt;inet   inet6&gt; &lt;instance <i>instance-name</i>&gt; &lt;interface <i>interface-name</i>&gt;</pre>                                                                                                                                                                                                                                                                                                                                                                                                                                                                                                                                                                                                                                                               |
| <b>Syntax (PTX Series)</b>                          | <pre>clear pim register &lt;inet   inet6&gt; &lt;instance <i>instance-name</i>&gt; &lt;logical-system (all   <i>logical-system-name</i>)&gt;</pre>                                                                                                                                                                                                                                                                                                                                                                                                                                                                                                                                                                                                                                             |
| <b>Release Information</b>                          | Command introduced in Junos OS Release 7.6.<br>Command introduced in Junos OS Release 9.0 for EX Series switches.<br><b>inet6</b> and <b>instance</b> options introduced in Junos OS Release 10.0 for EX Series switches.<br>Command introduced in Junos OS Release 11.3 for the QFX Series.<br>Command introduced in Junos OS Release 14.1X53-D20 for the OCX Series.                                                                                                                                                                                                                                                                                                                                                                                                                         |
| <b>Description</b>                                  | Clear Protocol Independent Multicast (PIM) register message counters.                                                                                                                                                                                                                                                                                                                                                                                                                                                                                                                                                                                                                                                                                                                          |
| <b>Options</b>                                      | <p><b>all</b>—(Optional) Clear the PIM register message counters for all groups and family addresses in the master instance.</p> <p><b>none</b>—Clear PIM register message counters for all family addresses, instances, and interfaces.</p> <p><b>inet   inet6</b>—(Optional) Clear PIM register message counters for IPv4 or IPv6 family addresses, respectively.</p> <p><b>instance <i>instance-name</i></b>—(Optional) Clear register message counters for a specific PIM-enabled routing instance.</p> <p><b>interface <i>interface-name</i></b>—(Optional) Clear PIM register message counters for a specific interface.</p> <p><b>logical-system (all   <i>logical-system-name</i>)</b>—(Optional) Perform this operation on all logical systems or on a particular logical system.</p> |
| <b>Additional Information</b>                       | The <b>clear pim register</b> command cannot be used to clear the PIM register state on a backup Routing Engine when nonstop active routing is enabled.                                                                                                                                                                                                                                                                                                                                                                                                                                                                                                                                                                                                                                        |

**Required Privilege Level**    clear

**Related Documentation**    • [show pim statistics on page 385](#)

**List of Sample Output**    [clear pim register all on page 305](#)

**Output Fields**    When you enter this command, you are provided feedback on the status of your request.

## Sample Output

[clear pim register all](#)

```
user@host> clear pim register all
```

## clear pim statistics

---

|                                                     |                                                                                                                                                                                                                                                                                                                                                                                                                                                                                                                                                                                                   |
|-----------------------------------------------------|---------------------------------------------------------------------------------------------------------------------------------------------------------------------------------------------------------------------------------------------------------------------------------------------------------------------------------------------------------------------------------------------------------------------------------------------------------------------------------------------------------------------------------------------------------------------------------------------------|
| <b>List of Syntax</b>                               | <a href="#">Syntax on page 306</a><br><a href="#">Syntax (EX Series Switch and the QFX Series) on page 306</a>                                                                                                                                                                                                                                                                                                                                                                                                                                                                                    |
| <b>Syntax</b>                                       | <pre>clear pim statistics &lt;inet   inet6&gt; &lt;instance <i>instance-name</i>&gt; &lt;interface <i>interface-name</i>&gt; &lt;logical-system (all   <i>logical-system-name</i>)&gt;</pre>                                                                                                                                                                                                                                                                                                                                                                                                      |
| <b>Syntax (EX Series Switch and the QFX Series)</b> | <pre>clear pim statistics &lt;inet   inet6&gt; &lt;instance <i>instance-name</i>&gt; &lt;interface <i>interface-name</i>&gt;</pre>                                                                                                                                                                                                                                                                                                                                                                                                                                                                |
| <b>Release Information</b>                          | Command introduced before Junos OS Release 7.4.<br>Command introduced in Junos OS Release 9.0 for EX Series switches.<br><b>inet6</b> and <b>instance</b> options introduced in Junos OS Release 10.0 for EX Series switches.<br>Command introduced in Junos OS Release 11.3 for the QFX Series.<br>Command introduced in Junos OS Release 14.1X53-D20 for the OCX Series.                                                                                                                                                                                                                        |
| <b>Description</b>                                  | Clear Protocol Independent Multicast (PIM) statistics.                                                                                                                                                                                                                                                                                                                                                                                                                                                                                                                                            |
| <b>Options</b>                                      | <p><b>none</b>—Clear PIM statistics for all family addresses, instances, and interfaces.</p> <p><b>inet   inet6</b>—(Optional) Clear PIM statistics for IPv4 or IPv6 family addresses, respectively.</p> <p><b>instance <i>instance-name</i></b>—(Optional) Clear statistics for a specific PIM-enabled routing instance.</p> <p><b>interface <i>interface-name</i></b>—(Optional) Clear PIM statistics for a specific interface.</p> <p><b>logical-system (all   <i>logical-system-name</i>)</b>—(Optional) Perform this operation on all logical systems or on a particular logical system.</p> |
| <b>Additional Information</b>                       | The <b>clear pim statistics</b> command cannot be used to clear the PIM statistics on a backup Routing Engine when nonstop active routing is enabled.                                                                                                                                                                                                                                                                                                                                                                                                                                             |
| <b>Required Privilege Level</b>                     | clear                                                                                                                                                                                                                                                                                                                                                                                                                                                                                                                                                                                             |
| <b>Related Documentation</b>                        | <ul style="list-style-type: none"><li>• <a href="#">show pim statistics on page 385</a></li></ul>                                                                                                                                                                                                                                                                                                                                                                                                                                                                                                 |
| <b>List of Sample Output</b>                        | <a href="#">clear pim statistics on page 307</a>                                                                                                                                                                                                                                                                                                                                                                                                                                                                                                                                                  |
| <b>Output Fields</b>                                | See <a href="#">show pim statistics</a> for an explanation of output fields.                                                                                                                                                                                                                                                                                                                                                                                                                                                                                                                      |

## Sample Output

### clear pim statistics

The following sample output displays PIM statistics before and after the **clear pim statistics** command is entered:

```
user@host> show pim statistics
PIM statistics on all interfaces:
PIM Message type      Received      Sent  Rx errors
Hello                  0             0      0
Register               0             0      0
Register Stop          0             0      0
Join Prune             0             0      0
Bootstrap              0             0      0
Assert                 0             0      0
Graft                  0             0      0
Graft Ack              0             0      0
Candidate RP           0             0      0
V1 Query               2111          4222      0
V1 Register            0             0      0
V1 Register Stop       0             0      0
V1 Join Prune          14200         13115      0
V1 RP Reachability     0             0      0
V1 Assert              0             0      0
V1 Graft               0             0      0
V1 Graft Ack           0             0      0
PIM statistics summary for all interfaces:
Unknown type           0
V1 Unknown type        0
Unknown Version        0
Neighbor unknown       0
Bad Length             0
Bad Checksum           0
Bad Receive If         0
Rx Intf disabled       2007
Rx V1 Require V2       0
Rx Register not RP     0
RP Filtered Source     0
Unknown Reg Stop       0
Rx Join/Prune no state 1040
Rx Graft/Graft Ack no state 0
...
```

```
user@host> clear pim statistics
user@host> show pim statistics
PIM statistics on all interfaces:
PIM Message type      Received      Sent  Rx errors
Hello                  0             0      0
Register               0             0      0
Register Stop          0             0      0
Join Prune             0             0      0
Bootstrap              0             0      0
Assert                 0             0      0
Graft                  0             0      0
Graft Ack              0             0      0
Candidate RP           0             0      0
V1 Query               1             0      0
V1 Register            0             0      0
...
```





## mtrace

|                                 |                                                                                                                                                                                                                                                                                                                                                                                                                                                  |
|---------------------------------|--------------------------------------------------------------------------------------------------------------------------------------------------------------------------------------------------------------------------------------------------------------------------------------------------------------------------------------------------------------------------------------------------------------------------------------------------|
| <b>Syntax</b>                   | <code>mtrace source</code><br><code>&lt;logical-system logical-system-name&gt;</code><br><code>&lt;routing-instance routing-instance-name&gt;</code>                                                                                                                                                                                                                                                                                             |
| <b>Release Information</b>      | Command introduced before Junos OS Release 7.4.<br>Command introduced in Junos OS Release 9.0 for EX Series switches.<br>Command introduced in Junos OS Release 9.5 for SRX1400, SRX3400, SRX3600, SRX5600, and SRX5800 devices.<br>Command introduced in Junos OS Release 11.3 for the QFX Series.<br>Command introduced in Junos OS Release 12.3 for the PTX Series.<br>Command introduced in Junos OS Release 14.1X53-D20 for the OCX Series. |
| <b>Description</b>              | Display trace information about an IP multicast path.                                                                                                                                                                                                                                                                                                                                                                                            |
| <b>Options</b>                  | <b>source</b> —Source hostname or address.<br><br><b>logical-system (logical-system-name)</b> —(Optional) Perform this operation on a logical system.<br><br><b>routing-instance routing-instance-name</b> —(Optional) Trace a particular routing instance.                                                                                                                                                                                      |
| <b>Additional Information</b>   | The <b>mtrace</b> command for multicast traffic is similar to the <b>traceroute</b> command used for unicast traffic. Unlike <b>traceroute</b> , <b>mtrace</b> traces traffic backwards, from the receiver to the source.                                                                                                                                                                                                                        |
| <b>Required Privilege Level</b> | view                                                                                                                                                                                                                                                                                                                                                                                                                                             |
| <b>List of Sample Output</b>    | <a href="#">mtrace source on page 311</a>                                                                                                                                                                                                                                                                                                                                                                                                        |
| <b>Output Fields</b>            | <a href="#">Table 9 on page 309</a> describes the output fields for the <b>mtrace</b> command. Output fields are listed in the approximate order in which they appear.                                                                                                                                                                                                                                                                           |

**Table 9: mtrace Output Fields**

| Field Name                        | Field Description                                             |
|-----------------------------------|---------------------------------------------------------------|
| <b>Mtrace from</b>                | IP address of the receiver.                                   |
| <b>to</b>                         | IP address of the source.                                     |
| <b>via group</b>                  | IP address of the multicast group (if any).                   |
| <b>Querying full reverse path</b> | Indicates the full reverse path query has begun.              |
| <b>number-of-hops</b>             | Number of hops from the source to the named router or switch. |
| <b>router-name</b>                | Name of the router or switch for this hop.                    |

Table 9: mtrace Output Fields (*continued*)

| Field Name      | Field Description                              |
|-----------------|------------------------------------------------|
| <i>address</i>  | Address of the router or switch for this hop.  |
| <i>protocol</i> | Protocol used (for example, PIM).              |
| Round trip time | Average round-trip time, in milliseconds (ms). |
| total ttl of    | Time-to-live (TTL) threshold.                  |

## Sample Output

### mtrace source

```
user@host> mtrace 192.1.4.2
Mtrace from 192.1.4.2 to 192.1.1.2 via group 0.0.0.0
Querying full reverse path... * *
 0 routerA.lab.mycompany.net (192.1.1.2)
-1 routerB.lab.mycompany.net (192.1.2.2) PIM thresh^ 1
-2 routerC.lab.mycompany.net (192.1.3.2) PIM thresh^ 1
-3 hostA.lab.mycompany.net (192.1.4.2)
Round trip time 2 ms; total ttl of 2 required.
```

## mtrace from-source

---

**Syntax** `mtrace from-source source source`  
`<brief | detail>`  
`<extra-hops extra-hops>`  
`<group group>`  
`<interval interval>`  
`<loop>`  
`<max-hops max-hops>`  
`<max-queries max-queries>`  
`<multicast-response | unicast-response>`  
`<no-resolve>`  
`<no-router-alert>`  
`<response response>`  
`<routing-instance routing-instance-name>`  
`<ttl ttl>`  
`<wait-time wait-time>`

**Release Information** Command introduced before Junos OS Release 7.4.  
Command introduced in Junos OS Release 9.0 for EX Series switches.  
Command introduced in Junos OS Release 11.3 for the QFX Series.  
Command introduced in Junos OS Release 14.1X53-D20 for the OCX Series.

**Description** Display trace information about an IP multicast path from a source to this router or switch. If you specify a group address with this command, Junos OS returns additional information, such as packet rates and losses.

**Options** **brief | detail**—(Optional) Display the specified level of output.

**extra-hops *extra-hops***—(Optional) Number of hops to take after reaching a nonresponsive router. You can specify a number between **0** and **255**.

**group *group***—(Optional) Group address for which to trace the path. The default group address is **0.0.0.0**.

**interval *interval***—(Optional) Number of seconds to wait before gathering statistics again. The default value is **10** seconds.

**loop**—(Optional) Loop indefinitely, displaying rate and loss statistics.

**max-hops *max-hops***—(Optional) Maximum hops to trace toward the source. The range of values is **0** through **255**. The default value is **32** hops.

**max-queries *max-queries***—(Optional) Maximum number of query attempts for any hop. The range of values is **1** through **32**. The default is **3**.

**multicast-response**—(Optional) Always request the response using multicast.

**no-resolve**—(Optional) Do not attempt to display addresses symbolically.

**no-router-alert**—(Optional) Do not use the router-alert IP option.

**response *response***—(Optional) Send trace response to a host or multicast address.

**routing-instance** *routing-instance-name*—(Optional) Trace a particular routing instance.

**source** *source*—Source hostname or address.

**ttl** *tll*—(Optional) IP time-to-live (TTL) value. You can specify a number between 0 and 255. Local queries to the multicast group use a value of 1. Otherwise, the default value is 127.

**unicast-response**—(Optional) Always request the response using unicast.

**wait-time** *wait-time*—(Optional) Number of seconds to wait for a response. The default value is 3.

**Required Privilege Level**

view

**List of Sample Output** [mtrace from-source on page 314](#)

**Output Fields** [Table 10 on page 313](#) describes the output fields for the **mtrace from-source** command. Output fields are listed in the approximate order in which they appear.

**Table 10: mtrace from-source Output Fields**

| Field Name                        | Field Description                                             |
|-----------------------------------|---------------------------------------------------------------|
| <b>Mtrace from</b>                | IP address of the receiver.                                   |
| <b>to</b>                         | IP address of the source.                                     |
| <b>via group</b>                  | IP address of the multicast group (if any).                   |
| <b>Querying full reverse path</b> | Indicates the full reverse path query has begun.              |
| <b>number-of-hops</b>             | Number of hops from the source to the named router or switch. |
| <b>router-name</b>                | Name of the router or switch for this hop.                    |
| <b>address</b>                    | Address of the router or switch for this hop.                 |
| <b>protocol</b>                   | Protocol used (for example, PIM).                             |
| <b>Round trip time</b>            | Average round-trip time, in milliseconds (ms).                |
| <b>total ttl of</b>               | Time-to-live (TTL) threshold.                                 |
| <b>source</b>                     | Source address.                                               |
| <b>Response Dest</b>              | Response destination address.                                 |
| <b>Overall</b>                    | Average packet rate for all traffic at each hop.              |

Table 10: mtrace from-source Output Fields (*continued*)

| Field Name                                | Field Description                                                                                                |
|-------------------------------------------|------------------------------------------------------------------------------------------------------------------|
| <b>Packet Statistics for Traffic From</b> | Number of packets lost, number of packets sent, percentage of packets lost, and average packet rate at each hop. |
| <b>Receiver</b>                           | IP address receiving the multicast.                                                                              |
| <b>Query source</b>                       | IP address sending the mtrace query.                                                                             |

## Sample Output

### mtrace from-source

```

user@host> mtrace from-source source 192.1.4.2 group 225.1.1.1
Mtrace from 192.1.4.2 to 192.1.1.2 via group 225.1.1.1
Querying full reverse path... * *
 0 routerA.lab.mycompany.net (192.1.1.2)
-1 routerB.lab.mycompany.net (192.1.2.2) PIM thresh^ 1
-2 routerC.lab.mycompany.net (192.1.3.2) PIM thresh^ 1
-3 hostA.lab.mycompany.net (192.1.4.2)
Round trip time 2 ms; total ttl of 2 required.

Waiting to accumulate statistics...Results after 10 seconds:

Source      Response Dest    Overall    Packet Statistics For Traffic From
192.1.4.2   192.1.1.2  Packet    192.1.4.2 To 225.1.1.1
      v      ___/ rtt    2 ms      Rate    Lost/Sent = Pct  Rate
192.1.2.1
192.1.3.2   routerC.lab.mycompany.net
      v      ^      ttl    2            0/0    = --    0 pps
192.1.4.1
192.1.2.2   routerB.lab.mycompany.net
      v      \___  ttl    3            ?/0            0 pps
192.1.1.2   192.1.1.2
Receiver      Query Source

```

mtrace monitor

|                          |                                                                                                                                                                                                                                                                    |
|--------------------------|--------------------------------------------------------------------------------------------------------------------------------------------------------------------------------------------------------------------------------------------------------------------|
| Syntax                   | mtrace monitor                                                                                                                                                                                                                                                     |
| Release Information      | Command introduced before Junos OS Release 7.4.<br>Command introduced in Junos OS Release 9.0 for EX Series switches.<br>Command introduced in Junos OS Release 11.3 for the QFX Series.<br>Command introduced in Junos OS Release 14.1X53-D20 for the OCX Series. |
| Description              | Listen passively for IP multicast responses. To exit the <b>mtrace monitor</b> command, type Ctrl+c.                                                                                                                                                               |
| Options                  | <b>none</b> —Trace the master instance.                                                                                                                                                                                                                            |
| Required Privilege Level | view                                                                                                                                                                                                                                                               |
| List of Sample Output    | <a href="#">mtrace monitor on page 316</a>                                                                                                                                                                                                                         |
| Output Fields            | <a href="#">Table 11 on page 315</a> describes the output fields for the <b>mtrace monitor</b> command. Output fields are listed in the approximate order in which they appear.                                                                                    |

Table 11: mtrace monitor Output Fields

| Field Name       | Field Description                                             |
|------------------|---------------------------------------------------------------|
| Mtrace query at  | Date and time of the query.                                   |
| by               | Address of the host issuing the query.                        |
| resp to          | Response destination.                                         |
| qid              | Query ID number.                                              |
| packet from...to | IP address of the query source and default group destination. |
| from...to        | IP address of the multicast source and the response address.  |
| via group        | IP address of the group to trace.                             |
| mxhop            | Maximum hop setting.                                          |

## Sample Output

### mtrace monitor

```
user@host> mtrace monitor
Mtrace query at Oct 22 13:36:14 by 192.1.3.2, resp to 224.0.1.32, qid 74a5b8
packet from 192.1.3.2 to 224.0.0.2
from 192.1.3.2 to 192.1.3.38 via group 224.1.1.1 (mxhop=60)

Mtrace query at Oct 22 13:36:17 by 192.1.3.2, resp to 224.0.1.32, qid 1d07ba
packet from 192.1.3.2 to 224.0.0.2
from 192.1.3.2 to 192.1.3.38 via group 224.1.1.1 (mxhop=60)

Mtrace query at Oct 22 13:36:20 by 192.1.3.2, resp to same, qid 2fea1d
packet from 192.1.3.2 to 224.0.0.2
from 192.1.3.2 to 192.1.3.38 via group 224.1.1.1 (mxhop=60)

Mtrace query at Oct 22 13:36:30 by 192.1.3.2, resp to same, qid 7c88ad
packet from 192.1.3.2 to 224.0.0.2
from 192.1.3.2 to 192.1.3.38 via group 224.1.1.1 (mxhop=60)
```



## mtrace to-gateway

|                            |                                                                                                                                                                                                                                                                                                                                                                                                                                                                                                                                                                                                                                                                                                                                                                                                                                                                                                                                                                                                                                                                                                                                                                                                                                                                            |
|----------------------------|----------------------------------------------------------------------------------------------------------------------------------------------------------------------------------------------------------------------------------------------------------------------------------------------------------------------------------------------------------------------------------------------------------------------------------------------------------------------------------------------------------------------------------------------------------------------------------------------------------------------------------------------------------------------------------------------------------------------------------------------------------------------------------------------------------------------------------------------------------------------------------------------------------------------------------------------------------------------------------------------------------------------------------------------------------------------------------------------------------------------------------------------------------------------------------------------------------------------------------------------------------------------------|
| <b>Syntax</b>              | <pre> mtrace to-gateway gateway gateway &lt;brief   detail&gt; &lt;extra-hops extra-hops&gt; &lt;group group&gt; &lt;interface interface-name&gt; &lt;interval interval&gt; &lt;loop&gt; &lt;max-hops max-hops&gt; &lt;max-queries max-queries&gt; &lt;multicast-response   unicast-response&gt; &lt;no-resolve&gt; &lt;no-router-alert&gt; &lt;response response&gt; &lt;routing-instance routing-instance-name&gt; &lt;tll ttl&gt; &lt;unicast-response&gt; &lt;wait-time wait-time&gt; </pre>                                                                                                                                                                                                                                                                                                                                                                                                                                                                                                                                                                                                                                                                                                                                                                           |
| <b>Release Information</b> | <p>Command introduced before Junos OS Release 7.4.</p> <p>Command introduced in Junos OS Release 9.0 for EX Series switches.</p> <p>Command introduced in Junos OS Release 11.3 for the QFX Series.</p> <p>Command introduced in Junos OS Release 14.1X53-D20 for the OCX Series.</p>                                                                                                                                                                                                                                                                                                                                                                                                                                                                                                                                                                                                                                                                                                                                                                                                                                                                                                                                                                                      |
| <b>Description</b>         | Display trace information about a multicast path from this router or switch to a gateway router or switch.                                                                                                                                                                                                                                                                                                                                                                                                                                                                                                                                                                                                                                                                                                                                                                                                                                                                                                                                                                                                                                                                                                                                                                 |
| <b>Options</b>             | <p><b>gateway gateway</b>—Send the trace query to a gateway multicast address.</p> <p><b>brief   detail</b>—(Optional) Display the specified level of output.</p> <p><b>extra-hops extra-hops</b>—(Optional) Number of hops to take after reaching a nonresponsive router or switch. You can specify a number between <b>0</b> and <b>255</b>.</p> <p><b>group group</b>—(Optional) Group address for which to trace the path. The default group address is <b>0.0.0.0</b>.</p> <p><b>interface interface-name</b>—(Optional) Source address for sending the trace query.</p> <p><b>interval interval</b>—(Optional) Number of seconds to wait before gathering statistics again. The default value is <b>10</b>.</p> <p><b>loop</b>—(Optional) Loop indefinitely, displaying rate and loss statistics.</p> <p><b>max-hops max-hops</b>—(Optional) Maximum hops to trace toward the source. You can specify a number between <b>0</b> and <b>255</b>. The default value is <b>32</b>.</p> <p><b>max-queries max-queries</b>—(Optional) Maximum number of query attempts for any hop. You can specify a number between <b>0</b> and <b>255</b>. The default value is <b>3</b>.</p> <p><b>multicast-response</b>—(Optional) Always request the response using multicast.</p> |

**no-resolve**—(Optional) Do not attempt to display addresses symbolically.

**no-router-alert**—(Optional) Do not use the router-alert IP option.

**response *response***—(Optional) Send trace response to a host or multicast address.

**routing-instance *routing-instance-name***—(Optional) Trace a particular routing instance.

**ttl *tll***—(Optional) IP time-to-live value. You can specify a number between **0** and **225**.  
Local queries to the multicast group use TTL 1. Otherwise, the default value is **127**.

**unicast-response**—(Optional) Always request the response using unicast.

**wait-time *wait-time***—(Optional) Number of seconds to wait for a response. The default value is **3**.

**Required Privilege Level** view

**List of Sample Output** [mtrace to-gateway on page 318](#)

**Output Fields** [Table 12 on page 318](#) describes the output fields for the **mtrace to-gateway** command. Output fields are listed in the approximate order in which they appear.

**Table 12: mtrace to-gateway Output Fields**

| Field Name                        | Field Description                                             |
|-----------------------------------|---------------------------------------------------------------|
| <b>Mtrace from</b>                | IP address of the receiver.                                   |
| <b>to</b>                         | IP address of the source.                                     |
| <b>via group</b>                  | IP address of the multicast group (if any).                   |
| <b>Querying full reverse path</b> | Indicates the full reverse path query has begun.              |
| <b><i>number-of-hops</i></b>      | Number of hops from the source to the named router or switch. |
| <b><i>router-name</i></b>         | Name of the router or switch for this hop.                    |
| <b><i>address</i></b>             | Address of the router or switch for this hop.                 |
| <b><i>protocol</i></b>            | Protocol used (for example, PIM).                             |
| <b>Round trip time</b>            | Average round-trip time, in milliseconds (ms).                |
| <b>total ttl of</b>               | Time-to-live (TTL) threshold.                                 |

## Sample Output

### mtrace to-gateway

```
user@host> mtrace to-gateway gateway 192.1.3.2 group 225.1.1.1 interface 192.1.1.73 brief
```

```
Mtrace from 192.1.1.73 to 192.1.1.2 via group 225.1.1.1
Querying full reverse path... * *
 0  routerA.lab.mycompany.net (192.1.1.2)
-1  routerA.lab.mycompany.net (192.1.1.2)  PIM  thresh^ 1
-2  routerB.lab.mycompany.net (192.1.2.2)  PIM  thresh^ 1
-3  routerC.lab.mycompany.net (192.1.3.2)  PIM  thresh^ 1
Round trip time 2 ms; total ttl of 3 required.
```

## show multicast flow-map

|                                                     |                                                                                                                                                                                                                                                                                                                                          |
|-----------------------------------------------------|------------------------------------------------------------------------------------------------------------------------------------------------------------------------------------------------------------------------------------------------------------------------------------------------------------------------------------------|
| <b>List of Syntax</b>                               | <a href="#">Syntax on page 320</a><br><a href="#">Syntax (EX Series Switch and the QFX Series) on page 320</a>                                                                                                                                                                                                                           |
| <b>Syntax</b>                                       | show multicast flow-map<br><brief   detail><br><logical-system (all   <i>logical-system-name</i> )>                                                                                                                                                                                                                                      |
| <b>Syntax (EX Series Switch and the QFX Series)</b> | show multicast flow-map<br><brief   detail>                                                                                                                                                                                                                                                                                              |
| <b>Release Information</b>                          | Command introduced in Junos OS Release 8.2.<br>Command introduced in Junos OS Release 9.0 for EX Series switches.<br>Command introduced in Junos OS Release 11.3 for the QFX Series.<br>Command introduced in Junos OS Release 14.1X53-D20 for the OCX Series.                                                                           |
| <b>Description</b>                                  | Display configuration information about IP multicast flow maps.                                                                                                                                                                                                                                                                          |
| <b>Options</b>                                      | <b>none</b> —Display configuration information about IP multicast flow maps on all systems.<br><br><b>brief   detail</b> —(Optional) Display the specified level of output.<br><br><b>logical-system (all   <i>logical-system-name</i>)</b> —(Optional) Perform this operation on all logical systems or on a particular logical system. |
| <b>Required Privilege Level</b>                     | view                                                                                                                                                                                                                                                                                                                                     |
| <b>List of Sample Output</b>                        | <a href="#">show multicast flow-map on page 321</a><br><a href="#">show multicast flow-map detail on page 321</a>                                                                                                                                                                                                                        |
| <b>Output Fields</b>                                | <a href="#">Table 13 on page 320</a> describes the output fields for the <b>show multicast flow-map</b> command. Output fields are listed in the approximate order in which they appear.                                                                                                                                                 |

Table 13: show multicast flow-map Output Fields

| Field Name           | Field Description                                         | Levels of Output |
|----------------------|-----------------------------------------------------------|------------------|
| <b>Name</b>          | Name of the flow map.                                     | All levels       |
| <b>Policy</b>        | Name of the policy associated with the flow map.          | All levels       |
| <b>Cache-timeout</b> | Cache timeout value assigned to the flow map.             | All levels       |
| <b>Bandwidth</b>     | Bandwidth setting associated with the flow map.           | All levels       |
| <b>Adaptive</b>      | Whether or not adaptive mode is enabled for the flow map. | none             |
| <b>Flow-map</b>      | Name of the flow map.                                     | <b>detail</b>    |

Table 13: show multicast flow-map Output Fields (*continued*)

| Field Name                | Field Description                                         | Levels of Output |
|---------------------------|-----------------------------------------------------------|------------------|
| <b>Adaptive Bandwidth</b> | Whether or not adaptive mode is enabled for the flow map. | <b>detail</b>    |
| <b>Redundant Sources</b>  | Redundant sources defined for the same destination group. | <b>detail</b>    |

## Sample Output

### show multicast flow-map

```

user@host> show multicast flow-map
Instance: master
Name          Policy          Cache timeout    Bandwidth Adaptive
map2          policy2         never            2000000 no
map1          policy1         60 seconds      2000000 no

```

## Sample Output

### show multicast flow-map detail

```

user@host> show multicast flow-map detail
Instance: master
Flow-map: map1
  Policy:          policy1
  Cache Timeout:   600 seconds
  Bandwidth:       2000000
  Adaptive Bandwidth: yes
  Redundant Sources: 11.11.11.11
  Redundant Sources: 11.11.11.12
  Redundant Sources: 11.11.11.13

```

## show multicast interface

|                                                     |                                                                                                                                                                                                                                                                                   |
|-----------------------------------------------------|-----------------------------------------------------------------------------------------------------------------------------------------------------------------------------------------------------------------------------------------------------------------------------------|
| <b>List of Syntax</b>                               | <a href="#">Syntax on page 322</a><br><a href="#">Syntax (EX Series Switch and the QFX Series) on page 322</a>                                                                                                                                                                    |
| <b>Syntax</b>                                       | <pre>show multicast interface &lt;logical-system (all   <i>logical-system-name</i>)&gt;</pre>                                                                                                                                                                                     |
| <b>Syntax (EX Series Switch and the QFX Series)</b> | show multicast interface                                                                                                                                                                                                                                                          |
| <b>Release Information</b>                          | <p>Command introduced in Junos OS Release 8.3.</p> <p>Command introduced in Junos OS Release 9.0 for EX Series switches.</p> <p>Command introduced in Junos OS Release 11.3 for the QFX Series.</p> <p>Command introduced in Junos OS Release 14.1X53-D20 for the OCX Series.</p> |
| <b>Description</b>                                  | Display bandwidth information about IP multicast interfaces.                                                                                                                                                                                                                      |
| <b>Options</b>                                      | <p><b>none</b>—Display all interfaces that have multicast configured.</p> <p><b>logical-system (all   <i>logical-system-name</i>)</b>—(Optional) Perform this operation on all logical systems or on a particular logical system.</p>                                             |
| <b>Required Privilege Level</b>                     | view                                                                                                                                                                                                                                                                              |
| <b>List of Sample Output</b>                        | <a href="#">show multicast interface on page 323</a>                                                                                                                                                                                                                              |
| <b>Output Fields</b>                                | <p><a href="#">Table 14 on page 322</a> describes the output fields for the <b>show multicast interface</b> command. Output fields are listed in the approximate order in which they appear.</p>                                                                                  |

**Table 14: show multicast interface Output Fields**

| Field Name                              | Field Description                                                                                                                                                                                                                                                                                                                                                  |
|-----------------------------------------|--------------------------------------------------------------------------------------------------------------------------------------------------------------------------------------------------------------------------------------------------------------------------------------------------------------------------------------------------------------------|
| <b>Interface</b>                        | Name of the multicast interface.                                                                                                                                                                                                                                                                                                                                   |
| <b>Maximum bandwidth (bps)</b>          | Maximum bandwidth setting, in bits per second, for this interface.                                                                                                                                                                                                                                                                                                 |
| <b>Remaining bandwidth (bps)</b>        | Amount of bandwidth, in bits per second, remaining on the interface.                                                                                                                                                                                                                                                                                               |
| <b>Mapped bandwidth deduction (bps)</b> | <p>Amount of bandwidth, in bits per second, used by any flows that are mapped to the interface.</p> <p><b>NOTE:</b> Adding the mapped bandwidth deduction value to the local bandwidth deduction value results in the total deduction value for the interface.</p> <p>This field does not appear in the output when the no QoS adjustment feature is disabled.</p> |

Table 14: show multicast interface Output Fields (*continued*)

| Field Name                                   | Field Description                                                                                                                                                                                                                                                                                                                                                          |
|----------------------------------------------|----------------------------------------------------------------------------------------------------------------------------------------------------------------------------------------------------------------------------------------------------------------------------------------------------------------------------------------------------------------------------|
| <b>Local bandwidth deduction (bps)</b>       | <p>Amount of bandwidth, in bits per second, used by any mapped flows that are traversing the interface.</p> <p><b>NOTE:</b> Adding the mapped bandwidth deduction value to the local bandwidth deduction value results in the total deduction value for the interface.</p> <p>This field does not appear in the output when the no QoS adjustment feature is disabled.</p> |
| <b>Reverse OIF mapping</b>                   | <p>State of the reverse OIF mapping feature (<b>on</b> or <b>off</b>).</p> <p><b>NOTE:</b> This field does not appear in the output when the no QoS adjustment feature is disabled.</p>                                                                                                                                                                                    |
| <b>Reverse OIF mapping no QoS adjustment</b> | <p>State of the no QoS adjustment feature (<b>on</b> or <b>off</b>) for interfaces that are using reverse OIF mapping.</p> <p><b>NOTE:</b> This field does not appear in the output when the no QoS adjustment feature is disabled.</p>                                                                                                                                    |
| <b>Leave timer</b>                           | <p>Amount of time a mapped interface remains active after the last mapping ends.</p> <p><b>NOTE:</b> This field does not appear in the output when the no QoS adjustment feature is disabled.</p>                                                                                                                                                                          |
| <b>No QoS adjustment</b>                     | <p>State (<b>on</b>) of the no QoS adjustment feature when this feature is enabled.</p> <p><b>NOTE:</b> This field does not appear in the output when the no QoS adjustment feature is disabled.</p>                                                                                                                                                                       |

## Sample Output

### show multicast interface

```

user@host> show multicast interface
Interface          Maximum bandwidth (bps) Remaining bandwidth (bps)
fe-0/0/3           10000000                  0
fe-0/0/3.210       10000000                 -2000000
fe-0/0/3.220       100000000                100000000
fe-0/0/3.230       20000000                 18000000
fe-0/0/2.200       100000000                100000000

```

## show multicast minfo

|                                 |                                                                                                                                                                                                                                                                    |
|---------------------------------|--------------------------------------------------------------------------------------------------------------------------------------------------------------------------------------------------------------------------------------------------------------------|
| <b>Syntax</b>                   | <code>show multicast minfo</code><br><code>&lt;host&gt;</code>                                                                                                                                                                                                     |
| <b>Release Information</b>      | Command introduced before Junos OS Release 7.4.<br>Command introduced in Junos OS Release 9.0 for EX Series switches.<br>Command introduced in Junos OS Release 11.3 for the QFX Series.<br>Command introduced in Junos OS Release 14.1X53-D20 for the OCX Series. |
| <b>Description</b>              | Display configuration information about IP multicast networks, including neighboring multicast router addresses.                                                                                                                                                   |
| <b>Options</b>                  | <b>none</b> —Display configuration information about all multicast networks.<br><br><b>host</b> —(Optional) Display configuration information about a particular host. Replace <i>host</i> with a hostname or IP address.                                          |
| <b>Required Privilege Level</b> | view                                                                                                                                                                                                                                                               |
| <b>List of Sample Output</b>    | <a href="#">show multicast minfo on page 325</a>                                                                                                                                                                                                                   |
| <b>Output Fields</b>            | <a href="#">Table 15 on page 324</a> describes the output fields for the <b>show multicast minfo</b> command. Output fields are listed in the approximate order in which they appear.                                                                              |

Table 15: show multicast minfo Output Fields

| Field Name                           | Field Description                                                                                                                                                                                                                                                                                                                                                                                                                                                                                                                                                                                                                                                                    |
|--------------------------------------|--------------------------------------------------------------------------------------------------------------------------------------------------------------------------------------------------------------------------------------------------------------------------------------------------------------------------------------------------------------------------------------------------------------------------------------------------------------------------------------------------------------------------------------------------------------------------------------------------------------------------------------------------------------------------------------|
| <i>source-address</i>                | Query address, hostname (DNS name or IP address of the source address), and multicast protocol version or the software version of another vendor.                                                                                                                                                                                                                                                                                                                                                                                                                                                                                                                                    |
| <i>ip-address-1—&gt;ip-address-2</i> | Queried router interface address and directly attached neighbor interface address, respectively.                                                                                                                                                                                                                                                                                                                                                                                                                                                                                                                                                                                     |
| <i>(name or ip-address)</i>          | Name or IP address of neighbor.                                                                                                                                                                                                                                                                                                                                                                                                                                                                                                                                                                                                                                                      |
| <i>[metric/threshold/type/flags]</i> | Neighbor's multicast profile: <ul style="list-style-type: none"> <li><b>metric</b>—Always has a value of 1, because <b>minfo</b> queries the directly connected interfaces of a device.</li> <li><b>threshold</b>—Multicast threshold time-to-live (TTL). The range of values is 0 through 255.</li> <li><b>type</b>—Multicast connection type: <b>pim</b> or <b>tunnel</b>.</li> <li><b>flags</b>—Flags for this route: <ul style="list-style-type: none"> <li><b>querier</b>—Queried router is the designated router for the neighboring session.</li> <li><b>leaf</b>—Link is a leaf in the multicast network.</li> <li><b>down</b>—Link status indicator.</li> </ul> </li> </ul> |



## Sample Output

show multicast mrinfo

```
user@host> show multicast mrinfo 10.35.4.1
10.35.4.1 (10.35.4.1) [version 12.0]:
  192.168.195.166 -> 0.0.0.0 (local) [1/0/pim/querier/leaf]
  10.38.20.1 -> 0.0.0.0 (local) [1/0/pim/querier/leaf]
  10.47.1.1 -> 10.47.1.2 (10.47.1.2) [1/5/pim]
  0.0.0.0 -> 0.0.0.0 (local) [1/0/pim/down]
```

## show multicast next-hops

---

|                                              |                                                                                                                                                                                                                                                                                                                                                                                                                                                                                                                                                                                                                                                                                                                                                                                                                                                                                                             |
|----------------------------------------------|-------------------------------------------------------------------------------------------------------------------------------------------------------------------------------------------------------------------------------------------------------------------------------------------------------------------------------------------------------------------------------------------------------------------------------------------------------------------------------------------------------------------------------------------------------------------------------------------------------------------------------------------------------------------------------------------------------------------------------------------------------------------------------------------------------------------------------------------------------------------------------------------------------------|
| List of Syntax                               | <a href="#">Syntax on page 326</a><br><a href="#">Syntax (EX Series Switch and the QFX Series) on page 326</a>                                                                                                                                                                                                                                                                                                                                                                                                                                                                                                                                                                                                                                                                                                                                                                                              |
| Syntax                                       | <pre>show multicast next-hops &lt;brief   detail&gt; &lt;identifier-number&gt; &lt;inet   inet6&gt; &lt;logical-system (all   <i>logical-system-name</i>)&gt;</pre>                                                                                                                                                                                                                                                                                                                                                                                                                                                                                                                                                                                                                                                                                                                                         |
| Syntax (EX Series Switch and the QFX Series) | <pre>show multicast next-hops &lt;brief   detail&gt; &lt;identifier-number&gt; &lt;inet   inet6&gt;</pre>                                                                                                                                                                                                                                                                                                                                                                                                                                                                                                                                                                                                                                                                                                                                                                                                   |
| Release Information                          | <p>Command introduced before Junos OS Release 7.4.</p> <p>Command introduced in Junos OS Release 9.0 for EX Series switches.</p> <p><b>inet6</b> option introduced in Junos OS Release 10.0 for EX Series switches.</p> <p><b>detail</b> option display of next-hop ID number introduced in Junos OS Release 11.1 for M Series and T Series routers and EX Series switches.</p> <p>Command introduced in Junos OS Release 11.3 for the QFX Series.</p> <p>Support for bidirectional PIM added in Junos OS Release 12.1.</p> <p>Command introduced in Junos OS Release 14.1X53-D20 for the OCX Series.</p>                                                                                                                                                                                                                                                                                                   |
| Description                                  | Display the entries in the IP multicast next-hop table.                                                                                                                                                                                                                                                                                                                                                                                                                                                                                                                                                                                                                                                                                                                                                                                                                                                     |
| Options                                      | <p><b>none</b>—Display standard information about all entries in the multicast next-hop table for all supported address families.</p> <p><b>brief   detail</b>—(Optional) Display the specified level of output.</p> <p>When you include the <b>detail</b> option on M Series and T Series routers and EX Series switches, the downstream interface name includes the next-hop ID number in parentheses, in the form <b>fe-0/1/2.0-(1048574)</b> where <b>1048574</b> is the next-hop ID number.</p> <p><b>identifier-number</b>—(Optional) Show a particular next hop by ID number. The range of values is 1 through <b>65,535</b>.</p> <p><b>inet   inet6</b>—(Optional) Display entries for IPv4 or IPv6 family addresses, respectively.</p> <p><b>logical-system (all   <i>logical-system-name</i>)</b>—(Optional) Perform this operation on all logical systems or on a particular logical system.</p> |
| Required Privilege Level                     | view                                                                                                                                                                                                                                                                                                                                                                                                                                                                                                                                                                                                                                                                                                                                                                                                                                                                                                        |
| List of Sample Output                        | <a href="#">show multicast next-hops on page 327</a><br><a href="#">show multicast next-hops (Bidirectional PIM on page 327</a><br><a href="#">show multicast next-hops brief on page 328</a><br><a href="#">show multicast next-hops detail on page 328</a>                                                                                                                                                                                                                                                                                                                                                                                                                                                                                                                                                                                                                                                |

**Output Fields** Table 16 on page 327 describes the output fields for the **show multicast next-hops** command. Output fields are listed in the approximate order in which they appear.

**Table 16: show multicast next-hops Output Fields**

| Field Name                     | Field Description                                                                                                                                      |
|--------------------------------|--------------------------------------------------------------------------------------------------------------------------------------------------------|
| <b>Family</b>                  | Protocol family (such as <b>INET</b> ).                                                                                                                |
| <b>ID</b>                      | Next-hop identifier of the prefix. The identifier is returned by the routing device's Packet Forwarding Engine.                                        |
| <b>Refcount</b>                | Number of cache entries that are using this next hop.                                                                                                  |
| <b>KRefcount</b>               | Kernel reference count for the next hop.                                                                                                               |
| <b>Downstream interface</b>    | Interface names associated with each multicast next-hop ID.                                                                                            |
| <b>Incoming interface list</b> | List of interfaces that accept incoming traffic. Only shown for routes that do not use strict RPF-based forwarding, for example for bidirectional PIM. |

## Sample Output

### show multicast next-hops

```
user@host> show multicast next-hops
Family: INET
ID      Refcount  KRefcount Downstream interface
262142      4          2 so-1/0/0.0
262143      2          1 mt-1/1/0.49152
262148      2          1 mt-1/1/0.32769
```

### show multicast next-hops (Bidirectional PIM)

```
user@host> show multicast next-hops
Family: INET
ID      Refcount  KRefcount Downstream interface
2097151      8          4 ge-0/0/1.0

Family: INET6
ID      Refcount  KRefcount Downstream interface
2097157      2          1 ge-0/0/1.0

Family: Incoming interface list
ID      Refcount  KRefcount Downstream interface
513      5          2 lo0.0
           ge-0/0/1.0
514      5          2 lo0.0
           ge-0/0/1.0
           xe-4/1/0.0
515      3          1 lo0.0
           ge-0/0/1.0
           xe-4/1/0.0
544      1          0 lo0.0
           xe-4/1/0.0
```

### show multicast next-hops brief

The output for the **show multicast next-hops brief** command is identical to that for the **show multicast next-hops** command. For sample output, see [show multicast next-hops on page 327](#).

### show multicast next-hops detail

```
user@host> show multicast next-hops detail
Family: INET
ID          Refcount KRefCount Downstream interface
1048577      2          1 fe-0/1/2.0-(1048574)
              ge-0/2/3.0-(1048576)
```

## show multicast pim-to-igmp-proxy

|                                                     |                                                                                                                                                                                                                                                                                                                                                                                                                                                     |
|-----------------------------------------------------|-----------------------------------------------------------------------------------------------------------------------------------------------------------------------------------------------------------------------------------------------------------------------------------------------------------------------------------------------------------------------------------------------------------------------------------------------------|
| <b>List of Syntax</b>                               | <a href="#">Syntax on page 329</a><br><a href="#">Syntax (EX Series Switch and the QFX Series) on page 329</a>                                                                                                                                                                                                                                                                                                                                      |
| <b>Syntax</b>                                       | <pre>show multicast pim-to-igmp-proxy &lt;instance <i>instance-name</i>&gt; &lt;logical-system (all   <i>logical-system-name</i>)&gt;</pre>                                                                                                                                                                                                                                                                                                         |
| <b>Syntax (EX Series Switch and the QFX Series)</b> | <pre>show multicast pim-to-igmp-proxy &lt;instance <i>instance-name</i>&gt;</pre>                                                                                                                                                                                                                                                                                                                                                                   |
| <b>Release Information</b>                          | <p>Command introduced in Junos OS Release 9.6.</p> <p>Command introduced in Junos OS Release 9.6 for EX Series switches.</p> <p><b>instance</b> option introduced in Junos OS Release 10.3.</p> <p><b>instance</b> option introduced in Junos OS Release 10.3 for EX Series switches.</p> <p>Command introduced in Junos OS Release 11.3 for the QFX Series.</p> <p>Command introduced in Junos OS Release 14.1X53-D20 for the OCX Series.</p>      |
| <b>Description</b>                                  | Display configuration information about PIM-to-IGMP message translation, also known as PIM-to-IGMP proxy.                                                                                                                                                                                                                                                                                                                                           |
| <b>Options</b>                                      | <p><b>none</b>—Display configuration information about PIM-to-IGMP message translation for all routing instances.</p> <p><b>instance <i>instance-name</i></b>—(Optional) Display configuration information about PIM-to-IGMP message translation for a specific multicast instance.</p> <p><b>logical-system (all   <i>logical-system-name</i>)</b>—(Optional) Perform this operation on all logical systems or on a particular logical system.</p> |
| <b>Required Privilege Level</b>                     | view                                                                                                                                                                                                                                                                                                                                                                                                                                                |
| <b>Related Documentation</b>                        | <ul style="list-style-type: none"> <li><a href="#">Configuring PIM-to-IGMP and PIM-to-MLD Message Translation</a></li> </ul>                                                                                                                                                                                                                                                                                                                        |
| <b>List of Sample Output</b>                        | <a href="#">show multicast pim-to-igmp-proxy on page 330</a><br><a href="#">show multicast pim-to-igmp-proxy instance on page 330</a>                                                                                                                                                                                                                                                                                                               |
| <b>Output Fields</b>                                | <p><a href="#">Table 17 on page 329</a> describes the output fields for the <b>show multicast pim-to-igmp-proxy</b> command. Output fields are listed in the order in which they appear.</p>                                                                                                                                                                                                                                                        |

**Table 17: show multicast pim-to-igmp-proxy Output Fields**

| Field Name      | Field Description                                                           |
|-----------------|-----------------------------------------------------------------------------|
| <b>Instance</b> | Routing instance. Default instance is <b>master</b> (inet.0 routing table). |

Table 17: show multicast pim-to-igmp-proxy Output Fields (*continued*)

| Field Name            | Field Description                                                                                                                                     |
|-----------------------|-------------------------------------------------------------------------------------------------------------------------------------------------------|
| <b>Proxy state</b>    | State of PIM-to-IGMP message translation, also known as PIM-to-IGMP proxy, on the configured upstream interfaces: <b>enabled</b> or <b>disabled</b> . |
| <i>interface-name</i> | Name of upstream interface (no more than two allowed) on which PIM-to-IGMP message translation is configured.                                         |

## Sample Output

### show multicast pim-to-igmp-proxy

```
user@host> show multicast pim-to-igmp-proxy
Instance: master Proxy state: enabled
ge-0/1/0.1
ge-0/1/0.2
```

### show multicast pim-to-igmp-proxy instance

```
user@host> show multicast pim-to-igmp-proxy instance VPN-A
Instance: VPN-A Proxy state: enabled
ge-0/1/0.1
```

## show multicast pim-to-mld-proxy

|                                                     |                                                                                                                                                                                                                                                                                                                                                                                                                                                   |
|-----------------------------------------------------|---------------------------------------------------------------------------------------------------------------------------------------------------------------------------------------------------------------------------------------------------------------------------------------------------------------------------------------------------------------------------------------------------------------------------------------------------|
| <b>List of Syntax</b>                               | <a href="#">Syntax on page 331</a><br><a href="#">Syntax (EX Series Switch and the QFX Series) on page 331</a>                                                                                                                                                                                                                                                                                                                                    |
| <b>Syntax</b>                                       | <pre>show multicast pim-to-mld-proxy &lt;instance <i>instance-name</i>&gt; &lt;logical-system (all   <i>logical-system-name</i>)&gt;</pre>                                                                                                                                                                                                                                                                                                        |
| <b>Syntax (EX Series Switch and the QFX Series)</b> | <pre>show multicast pim-to-mld-proxy &lt;instance <i>instance-name</i>&gt;</pre>                                                                                                                                                                                                                                                                                                                                                                  |
| <b>Release Information</b>                          | <p>Command introduced in Junos OS Release 9.6.</p> <p>Command introduced in Junos OS Release 9.6 for EX Series switches.</p> <p><b>instance</b> option introduced in Junos OS Release 10.3.</p> <p><b>instance</b> option introduced in Junos OS Release 10.3 for EX Series switches.</p> <p>Command introduced in Junos OS Release 14.1X53-D20 for the OCX Series.</p> <p>Command introduced in Junos OS Release 11.3 for the QFX Series.</p>    |
| <b>Description</b>                                  | Display configuration information about PIM-to-MLD message translation, also known as PIM-to-MLD proxy.                                                                                                                                                                                                                                                                                                                                           |
| <b>Options</b>                                      | <p><b>none</b>—Display configuration information about PIM-to-MLD message translation for all routing instances.</p> <p><b>instance <i>instance-name</i></b>—(Optional) Display configuration information about PIM-to-MLD message translation for a specific multicast instance.</p> <p><b>logical-system (all   <i>logical-system-name</i>)</b>—(Optional) Perform this operation on all logical systems or on a particular logical system.</p> |
| <b>Required Privilege Level</b>                     | view                                                                                                                                                                                                                                                                                                                                                                                                                                              |
| <b>List of Sample Output</b>                        | <a href="#">show multicast pim-to-mld-proxy on page 332</a><br><a href="#">show multicast pim-to-mld-proxy instance on page 332</a>                                                                                                                                                                                                                                                                                                               |
| <b>Output Fields</b>                                | <a href="#">Table 18 on page 331</a> describes the output fields for the <b>show multicast pim-to-mld-proxy</b> command. Output fields are listed in the order in which they appear.                                                                                                                                                                                                                                                              |

**Table 18: show multicast pim-to-mld-proxy Output Fields**

| Field Name                   | Field Description                                                                                                                                   |
|------------------------------|-----------------------------------------------------------------------------------------------------------------------------------------------------|
| <b>Proxy state</b>           | State of PIM-to-MLD message translation, also known as PIM-to-MLD proxy, on the configured upstream interfaces: <b>enabled</b> or <b>disabled</b> . |
| <b><i>interface-name</i></b> | Name of upstream interface (no more than two allowed) on which PIM-to-MLD message translation is configured.                                        |

## Sample Output

### show multicast pim-to-mld-proxy

```
user@host> show multicast pim-to-mld-proxy
Instance: master Proxy state: enabled
ge-0/5/0.1
ge-0/5/0.2
```

### show multicast pim-to-mld-proxy instance

```
user@host> show multicast pim-to-mld-proxy instance VPN-A
Instance: VPN-A Proxy state: enabled
ge-0/5/0.1
```



|                                              |                                                                                                                                                                                                                                                                                                                                                                                                                                                                                                                                                                                                                                                                                                                                                                                                                                                                                                                            |
|----------------------------------------------|----------------------------------------------------------------------------------------------------------------------------------------------------------------------------------------------------------------------------------------------------------------------------------------------------------------------------------------------------------------------------------------------------------------------------------------------------------------------------------------------------------------------------------------------------------------------------------------------------------------------------------------------------------------------------------------------------------------------------------------------------------------------------------------------------------------------------------------------------------------------------------------------------------------------------|
| List of Syntax                               | <a href="#">Syntax on page 333</a><br><a href="#">Syntax (EX Series Switch and the QFX Series) on page 333</a>                                                                                                                                                                                                                                                                                                                                                                                                                                                                                                                                                                                                                                                                                                                                                                                                             |
| Syntax                                       | <pre>show multicast route &lt;brief   detail   extensive   summary&gt; &lt;active   all   inactive&gt; &lt;group group&gt; &lt;inet   inet6&gt; &lt;instance instance name&gt; &lt;logical-system (all   logical-system-name)&gt; &lt;regular-expression&gt; &lt;source-prefix source-prefix&gt;</pre>                                                                                                                                                                                                                                                                                                                                                                                                                                                                                                                                                                                                                     |
| Syntax (EX Series Switch and the QFX Series) | <pre>show multicast route &lt;brief   detail   extensive   summary&gt; &lt;active   all   inactive&gt; &lt;group group&gt; &lt;inet   inet6&gt; &lt;instance instance name&gt; &lt;regular-expression&gt; &lt;source-prefix source-prefix&gt;</pre>                                                                                                                                                                                                                                                                                                                                                                                                                                                                                                                                                                                                                                                                        |
| Release Information                          | <p>Command introduced before Junos OS Release 7.4.</p> <p>Command introduced in Junos OS Release 9.0 for EX Series switches.</p> <p>inet6 and <b>instance</b> options introduced in Junos OS Release 10.0 for EX Series switches.</p> <p>Command introduced in Junos OS Release 11.3 for the QFX Series.</p> <p>Support for bidirectional PIM added in Junos OS Release 12.1.</p> <p>Command introduced in Junos OS Release 14.1X53-D20 for the OCX Series.</p>                                                                                                                                                                                                                                                                                                                                                                                                                                                            |
| Description                                  | <p>Display the entries in the IP multicast forwarding table. You can display similar information with the <b>show route table inet.1</b> command.</p>                                                                                                                                                                                                                                                                                                                                                                                                                                                                                                                                                                                                                                                                                                                                                                      |
| Options                                      | <p><b>none</b>—Display standard information about all entries in the multicast forwarding table for all routing instances.</p> <p><b>brief   detail   extensive   summary</b>—(Optional) Display the specified level of output.</p> <p><b>active   all   inactive</b>—(Optional) Display all active entries, all entries, or all inactive entries, respectively, in the multicast forwarding table.</p> <p><b>group group</b>—(Optional) Display the cache entries for a particular group.</p> <p><b>inet   inet6</b>—(Optional) Display multicast forwarding table entries for IPv4 or IPv6 family addresses, respectively.</p> <p><b>instance instance-name</b>—(Optional) Display entries in the multicast forwarding table for a specific multicast instance.</p> <p><b>logical-system (all   logical-system-name)</b>—(Optional) Perform this operation on all logical systems or on a particular logical system.</p> |

**regular-expression**—(Optional) Display information about the multicast forwarding table entries that match a UNIX OS-style regular expression.

**source-prefix source-prefix**—(Optional) Display the cache entries for a particular source prefix.

**Required Privilege Level** view

**Related Documentation**

- *Example: Configuring Multicast-Only Fast Reroute in a PIM Domain*

**List of Sample Output** [show multicast route on page 335](#)  
[show multicast route \(Bidirectional PIM\) on page 336](#)  
[show multicast route brief on page 336](#)  
[show multicast route detail on page 337](#)  
[show multicast route extensive \(Bidirectional PIM\) on page 337](#)  
[show multicast route extensive \(Multicast-Only Fast Reroute\) on page 338](#)  
[show multicast route instance <instance-name> on page 338](#)  
[show multicast route summary on page 339](#)

**Output Fields** [Table 19 on page 334](#) describes the output fields for the **show multicast route** command. Output fields are listed in the approximate order in which they appear.

**Table 19: show multicast route Output Fields**

| Field Name                    | Field Description                                                                                                                                                                               | Level of Output  |
|-------------------------------|-------------------------------------------------------------------------------------------------------------------------------------------------------------------------------------------------|------------------|
| family                        | IPv4 address family ( <b>INET</b> ) or IPv6 address family ( <b>INET6</b> ).                                                                                                                    | All levels       |
| Group                         | Group address.<br><br>For any-source multicast routes, for example for bidirectional PIM, the group address includes the prefix length.                                                         | All levels       |
| Source                        | Prefix and length of the source as it is in the multicast forwarding table.                                                                                                                     | All levels       |
| Incoming interface list       | List of interfaces that accept incoming traffic. Only shown for routes that do not use strict RPF-based forwarding, for example for bidirectional PIM.                                          | All levels       |
| Upstream interface            | Name of the interface on which the packet with this source prefix is expected to arrive.                                                                                                        | All levels       |
| Upstream rpf interface list   | When multicast-only fast reroute (MoFRR) is enabled, a PIM router propagates join messages on two upstream RPF interfaces to receive multicast traffic on both links for the same join request. | All levels       |
| Downstream interface list     | List of interface names to which the packet with this source prefix is forwarded.                                                                                                               | All levels       |
| Number of outgoing interfaces | Total number of outgoing interfaces for each (S,G) entry.                                                                                                                                       | <b>extensive</b> |

Table 19: show multicast route Output Fields (*continued*)

| Field Name                             | Field Description                                                                                                                                                                                                                                                                                                                                                                                                                                              | Level of Output   |
|----------------------------------------|----------------------------------------------------------------------------------------------------------------------------------------------------------------------------------------------------------------------------------------------------------------------------------------------------------------------------------------------------------------------------------------------------------------------------------------------------------------|-------------------|
| Session description                    | Name of the multicast session.                                                                                                                                                                                                                                                                                                                                                                                                                                 | detail extensive  |
| Statistics                             | Rate at which packets are being forwarded for this source and group entry (in Kbps and pps), and number of packets that have been forwarded to this prefix. If one or more of the kilobytes per second packet forwarding statistic queries fails or times out, the statistics field displays <b>Forwarding statistics are not available</b> .<br><br><b>NOTE:</b> On QFX Series switches and OCX Series switches, this field does not report valid statistics. | detail extensive  |
| Next-hop ID                            | Next-hop identifier of the prefix. The identifier is returned by the routing device's Packet Forwarding Engine and is also displayed in the output of the <b>show multicast nexthops</b> command.                                                                                                                                                                                                                                                              | detail extensive  |
| Incoming interface list ID             | For bidirectional PIM, incoming interface list identifier.<br><br>Identifiers for interfaces that accept incoming traffic. Only shown for routes that do not use strict RPF-based forwarding, for example for bidirectional PIM.                                                                                                                                                                                                                               | detail extensive  |
| Upstream protocol                      | The protocol that maintains the active multicast forwarding route for this group or source.<br><br>When the <b>show multicast route extensive</b> command is used with the <b>display-origin-protocol</b> option, the field name is only <b>Protocol</b> and not <b>Upstream Protocol</b> . However, this field also displays the protocol that installed the active route.                                                                                    | detail extensive  |
| Route type                             | Type of multicast route. Values can be (S,G) or (*,G).                                                                                                                                                                                                                                                                                                                                                                                                         | summary           |
| Route state                            | Whether the group is <b>Active</b> or <b>Inactive</b> .                                                                                                                                                                                                                                                                                                                                                                                                        | summary extensive |
| Route count                            | Number of multicast routes.                                                                                                                                                                                                                                                                                                                                                                                                                                    | summary           |
| Forwarding state                       | Whether the prefix is pruned or forwarding.                                                                                                                                                                                                                                                                                                                                                                                                                    | extensive         |
| Cache lifetime/timeout                 | Number of seconds until the prefix is removed from the multicast forwarding table. A value of <b>never</b> indicates a permanent forwarding entry. A value of <b>forever</b> indicates routes that do not have keepalive times.                                                                                                                                                                                                                                | extensive         |
| Wrong incoming interface notifications | Number of times that the upstream interface was not available.                                                                                                                                                                                                                                                                                                                                                                                                 | extensive         |
| Uptime                                 | Time since the creation of a multicast route.                                                                                                                                                                                                                                                                                                                                                                                                                  | extensive         |

## Sample Output

### show multicast route

```
user@host> show multicast route
```

```
Family: INET

Group: 228.0.0.0
  Source: 10.255.14.144/32
  Upstream interface: local
  Downstream interface list:
    so-1/0/0.0

Group: 239.1.1.1
  Source: 10.255.14.144/32
  Upstream interface: local
  Downstream interface list:
    so-1/0/0.0

Group: 239.1.1.1
  Source: 10.255.70.15/32
  Upstream interface: so-1/0/0.0
  Downstream interface list:
    mt-1/1/0.1081344

Family: INET6
```

#### show multicast route (Bidirectional PIM)

```
user@host> show multicast route
Family: INET

Group: 224.1.1.0/24
  Source: *
  Incoming interface list:
    lo0.0 ge-0/0/1.0
  Downstream interface list:
    ge-0/0/1.0

Group: 224.1.3.0/24
  Source: *
  Incoming interface list:
    lo0.0 ge-0/0/1.0 xe-4/1/0.0
  Downstream interface list:
    ge-0/0/1.0

Group: 225.1.1.0/24
  Source: *
  Incoming interface list:
    lo0.0 ge-0/0/1.0
  Downstream interface list:
    ge-0/0/1.0

Group: 225.1.3.0/24
  Source: *
  Incoming interface list:
    lo0.0 ge-0/0/1.0 xe-4/1/0.0
  Downstream interface list:
    ge-0/0/1.0
Family: INET6
```

#### show multicast route brief

The output for the **show multicast route brief** command is identical to that for the **show multicast route** command. For sample output, see [show multicast route on page 335](#) or [show multicast route \(Bidirectional PIM\) on page 336](#).

**show multicast route detail**

```

user@host> show multicast route detail
Family: INET

Group: 228.0.0.0
  Source: 10.255.14.144/32
  Upstream interface: local
  Downstream interface list:
    so-1/0/0.0
  Session description: Unknown
  Statistics: 8 kbps, 100 pps, 45272 packets
  Next-hop ID: 262142
  Upstream protocol: PIM

Group: 239.1.1.1
  Source: 10.255.14.144/32
  Upstream interface: local
  Downstream interface list:
    so-1/0/0.0
  Session description: Administratively Scoped
  Statistics: 0 kbps, 0 pps, 13404 packets
  Next-hop ID: 262142
  Upstream protocol: PIM

Group: 239.1.1.1
  Source: 10.255.70.15/32
  Upstream interface: so-1/0/0.0
  Downstream interface list:
    mt-1/1/0.1081344
  Session description: Administratively Scoped
  Statistics: 46 kbps, 1000 pps, 921077 packets

  Next-hop ID: 262143
  Upstream protocol: PIM

Family: INET6

```

**show multicast route extensive (Bidirectional PIM)**

```

user@host> show multicast route extensive
Family: INET

Group: 224.1.1.0/24
  Source: *
  Incoming interface list:
    lo0.0 ge-0/0/1.0
  Downstream interface list:
    ge-0/0/1.0
  Number of outgoing interfaces: 1
  Session description: NOB Cross media facilities
  Statistics: 0 kbps, 0 pps, 0 packets
  Next-hop ID: 2097153
  Incoming interface list ID: 585
  Upstream protocol: PIM
  Route state: Active
  Forwarding state: Forwarding
  Cache lifetime/timeout: forever
  Wrong incoming interface notifications: 0

Group: 224.1.3.0/24

```

```
Source: *
Incoming interface list:
  lo0.0 ge-0/0/1.0 xe-4/1/0.0
Downstream interface list:
  ge-0/0/1.0
Number of outgoing interfaces: 1
Session description: NOB Cross media facilities
Statistics: 0 kbps, 0 pps, 0 packets
Next-hop ID: 2097153
Incoming interface list ID: 589
Upstream protocol: PIM
Route state: Active
Forwarding state: Forwarding
Cache lifetime/timeout: forever
Wrong incoming interface notifications: 0
```

Family: INET6

### **show multicast route extensive (Multicast-Only Fast Reroute)**

```
user@host> show multicast route extensive
```

Instance: master Family: INET

```
Group: 225.1.1.1
Source: 10.0.0.1/32
Upstream rpf interface list:
  fe-1/2/13.0 (P) fe-1/2/14.0 (B)
Downstream interface list:
  fe-1/2/15.0
Session description: Unknown
Forwarding statistics are not available
RPF Next-hop ID: 836
Next-hop ID: 1048585
Upstream protocol: PIM
Route state: Active
Forwarding state: Forwarding
Cache lifetime/timeout: 171 seconds
Wrong incoming interface notifications: 0
Uptime: 00:03:09
```

### **show multicast route instance <instance-name>**

```
user@host> show multicast route instance v1 extensive
```

Instance: v1 Family: INET

```
Group: 224.1.1.1
Source: (null)/0
Upstream interface: fe-1/3/0.111
Downstream interface list:
  lt-0/3/0.42 lt-0/3/0.46 lt-0/3/0.43
Number of outgoing interfaces: 3
```

```
Group: 224.1.1.2
Source: (null)/0
Upstream interface: fe-1/3/0.111
Downstream interface list:
  lt-0/3/0.42 lt-0/3/0.46 lt-0/3/0.43
Number of outgoing interfaces: 3
```

```
Group: 224.1.1.3
```

```
Source: (null)/0
Upstream interface: fe-1/3/0.111
Downstream interface list:
  1t-0/3/0.42 1t-0/3/0.46 1t-0/3/0.43
Number of outgoing interfaces: 3
```

```
Instance: v1 Family: INET6
```

#### show multicast route summary

```
user@host>show multicast route summary
Instance: master Family: INET
```

| Route type | Route state | Route count |
|------------|-------------|-------------|
| (S,G)      | Active      | 2           |
| (S,G)      | Inactive    | 3           |

```
Instance: master Family: INET6
```

## show multicast rpf

---

|                                                     |                                                                                                                                                                                                                                                                                                                                                                                                                                                                                                                                                                                                                                                                                                                             |
|-----------------------------------------------------|-----------------------------------------------------------------------------------------------------------------------------------------------------------------------------------------------------------------------------------------------------------------------------------------------------------------------------------------------------------------------------------------------------------------------------------------------------------------------------------------------------------------------------------------------------------------------------------------------------------------------------------------------------------------------------------------------------------------------------|
| <b>List of Syntax</b>                               | <a href="#">Syntax on page 340</a><br><a href="#">Syntax (EX Series Switch and the QFX Series) on page 340</a>                                                                                                                                                                                                                                                                                                                                                                                                                                                                                                                                                                                                              |
| <b>Syntax</b>                                       | <pre>show multicast rpf &lt;inet   inet6&gt; &lt;instance <i>instance-name</i>&gt; &lt;logical-system (all   <i>logical-system-name</i>)&gt; &lt;prefix&gt; &lt;summary&gt;</pre>                                                                                                                                                                                                                                                                                                                                                                                                                                                                                                                                           |
| <b>Syntax (EX Series Switch and the QFX Series)</b> | <pre>show multicast rpf &lt;inet   inet6&gt; &lt;instance <i>instance-name</i>&gt; &lt;prefix&gt; &lt;summary&gt;</pre>                                                                                                                                                                                                                                                                                                                                                                                                                                                                                                                                                                                                     |
| <b>Release Information</b>                          | <p>Command introduced before Junos OS Release 7.4.</p> <p>Command introduced in Junos OS Release 9.0 for EX Series switches.</p> <p><b>inet6</b> and <b>instance</b> options introduced in Junos OS Release 10.0 for EX Series switches.</p> <p>Command introduced in Junos OS Release 11.3 for the QFX Series.</p> <p>Command introduced in Junos OS Release 14.1X53-D20 for the OCX Series.</p>                                                                                                                                                                                                                                                                                                                           |
| <b>Description</b>                                  | Display information about multicast reverse-path-forwarding (RPF) calculations.                                                                                                                                                                                                                                                                                                                                                                                                                                                                                                                                                                                                                                             |
| <b>Options</b>                                      | <p><b>none</b>—Display RPF calculation information for all supported address families.</p> <p><b>inet   inet6</b>—(Optional) Display the RPF calculation information for IPv4 or IPv6 family addresses, respectively.</p> <p><b>instance <i>instance-name</i></b>—(Optional) Display information about multicast RPF calculations for a specific multicast instance.</p> <p><b>logical-system (all   <i>logical-system-name</i>)</b>—(Optional) Perform this operation on all logical systems or on a particular logical system.</p> <p><b>prefix</b>—(Optional) Display the RPF calculation information for the specified prefix.</p> <p><b>summary</b>—(Optional) Display a summary of all multicast RPF information.</p> |
| <b>Required Privilege Level</b>                     | view                                                                                                                                                                                                                                                                                                                                                                                                                                                                                                                                                                                                                                                                                                                        |
| <b>List of Sample Output</b>                        | <a href="#">show multicast rpf on page 341</a><br><a href="#">show multicast rpf inet6 on page 342</a><br><a href="#">show multicast rpf prefix on page 343</a><br><a href="#">show multicast rpf summary on page 343</a>                                                                                                                                                                                                                                                                                                                                                                                                                                                                                                   |



**Output Fields** Table 20 on page 341 describes the output fields for the **show multicast rpf** command. Output fields are listed in the approximate order in which they appear.

**Table 20: show multicast rpf Output Fields**

| Field Name           | Field Description                                                                                                                                                                                                                                                                                                                                                                                             |
|----------------------|---------------------------------------------------------------------------------------------------------------------------------------------------------------------------------------------------------------------------------------------------------------------------------------------------------------------------------------------------------------------------------------------------------------|
| <b>Instance</b>      | Name of the routing instance. (Displayed when multicast is configured within a routing instance.)                                                                                                                                                                                                                                                                                                             |
| <b>Source prefix</b> | Prefix and length of the source as it exists in the multicast forwarding table.                                                                                                                                                                                                                                                                                                                               |
| <b>Protocol</b>      | How the route was learned.                                                                                                                                                                                                                                                                                                                                                                                    |
| <b>Interface</b>     | Upstream RPF interface.<br><br><b>NOTE:</b> The displayed interface information does not apply to bidirectional PIM RP addresses. This is because the <b>show multicast rpf</b> command does not take into account equal-cost paths or the designated forwarder. For accurate upstream RPF interface information, always use the <b>show pim join extensive</b> command when bidirectional PIM is configured. |
| <b>Neighbor</b>      | Upstream RPF neighbor.<br><br><b>NOTE:</b> The displayed neighbor information does not apply to bidirectional PIM. This is because the <b>show multicast rpf</b> command does not take into account equal-cost paths or the designated forwarder. For accurate upstream RPF neighbor information, always use the <b>show pim join extensive</b> command when bidirectional PIM is configured.                 |

## Sample Output

### show multicast rpf

```

user@host> show multicast rpf

Multicast RPF table: inet.0, 12 entries

0.0.0.0/0
  Protocol: Static

10.255.14.132/32
  Protocol: Direct
  Interface: lo0.0

10.255.245.91/32
  Protocol: IS-IS
  Interface: so-1/1/1.0
  Neighbor: 192.168.195.21

127.0.0.1/32
Inactive172.16.0.0/12
Protocol: Static
Interface: fxp0.0

```

Neighbor: 192.168.14.254

192.168.0.0/16  
Protocol: Static  
Interface: fxp0.0  
Neighbor: 192.168.14.254

192.168.14.0/24  
Protocol: Direct  
Interface: fxp0.0

192.168.14.132/32  
Protocol: Local

192.168.195.20/30  
Protocol: Direct  
Interface: so-1/1/1.0

192.168.195.22/32  
Protocol: Local

192.168.195.36/30  
Protocol: IS-IS  
Interface: so-1/1/1.0  
Neighbor: 192.168.195.21

### show multicast rpf inet6

```
user@host> show multicast rpf inet6
```

Multicast RPF table: inet6.0, 12 entries

::10.255.14.132/128  
Protocol: Direct  
Interface: lo0.0

::10.255.245.91/128  
Protocol: IS-IS  
Interface: so-1/1/1.0  
Neighbor: fe80::2a0:a5ff:fe28:2e8c

::192.168.195.20/126  
Protocol: Direct  
Interface: so-1/1/1.0

::192.168.195.22/128  
Protocol: Local

::192.168.195.36/126  
Protocol: IS-IS  
Interface: so-1/1/1.0  
Neighbor: fe80::2a0:a5ff:fe28:2e8c

::192.168.195.76/126  
Protocol: Direct  
Interface: fe-2/2/0.0

::192.168.195.77/128  
Protocol: Local

```
fe80::/64
Protocol: Direct
Interface: so-1/1/1.0

fe80::290:69ff:fe0c:993a/128
Protocol: Local

fe80::2a0:a5ff:fe12:84f/128
Protocol: Direct
Interface: lo0.0

ff02::2/128
Protocol: PIM

ff02::d/128
Protocol: PIM
```

#### show multicast rpf prefix

```
user@host> show multicast rpf ff02::/16

Multicast RPF table: inet6.0, 13 entries

ff02::2/128
    Protocol: PIM

ff02::d/128
    Protocol: PIM

...
```

#### show multicast rpf summary

```
user@host> show multicast rpf summary

Multicast RPF table: inet.0, 16 entries
Multicast RPF table: inet6.0, 12 entries
```

## show multicast scope

|                                                     |                                                                                                                                                                                                                                                                                                                                                                                                                                                                                                                                                                                                |
|-----------------------------------------------------|------------------------------------------------------------------------------------------------------------------------------------------------------------------------------------------------------------------------------------------------------------------------------------------------------------------------------------------------------------------------------------------------------------------------------------------------------------------------------------------------------------------------------------------------------------------------------------------------|
| <b>List of Syntax</b>                               | <a href="#">Syntax on page 344</a><br><a href="#">Syntax (EX Series Switch and the QFX Series) on page 344</a>                                                                                                                                                                                                                                                                                                                                                                                                                                                                                 |
| <b>Syntax</b>                                       | <pre>show multicast scope &lt;inet   inet6&gt; &lt;instance <i>instance-name</i>&gt; &lt;logical-system (all   <i>logical-system-name</i>)&gt;</pre>                                                                                                                                                                                                                                                                                                                                                                                                                                           |
| <b>Syntax (EX Series Switch and the QFX Series)</b> | <pre>show multicast scope &lt;inet   inet6&gt; &lt;instance <i>instance-name</i>&gt;</pre>                                                                                                                                                                                                                                                                                                                                                                                                                                                                                                     |
| <b>Release Information</b>                          | <p>Command introduced before Junos OS Release 7.4.</p> <p>Command introduced in Junos OS Release 9.0 for EX Series switches.</p> <p><b>inet6</b> and <b>instance</b> options introduced in Junos OS Release 10.0 for EX Series switches.</p> <p>Command introduced in Junos OS Release 11.3 for the QFX Series.</p> <p>Command introduced in Junos OS Release 14.1X53-D20 for the OCX Series.</p>                                                                                                                                                                                              |
| <b>Description</b>                                  | Display administratively scoped IP multicast information.                                                                                                                                                                                                                                                                                                                                                                                                                                                                                                                                      |
| <b>Options</b>                                      | <p><b>none</b>—Display standard information about administratively scoped multicast information for all supported address families in all routing instances.</p> <p><b>inet   inet6</b>—(Optional) Display scoped multicast information for IPv4 or IPv6 family addresses, respectively.</p> <p><b>instance <i>instance-name</i></b>—(Optional) Display administratively scoped information for a specific multicast instance.</p> <p><b>logical-system (all   <i>logical-system-name</i>)</b>—(Optional) Perform this operation on all logical systems or on a particular logical system.</p> |
| <b>Required Privilege Level</b>                     | view                                                                                                                                                                                                                                                                                                                                                                                                                                                                                                                                                                                           |
| <b>List of Sample Output</b>                        | <a href="#">show multicast scope on page 345</a><br><a href="#">show multicast scope inet on page 345</a><br><a href="#">show multicast scope inet6 on page 345</a>                                                                                                                                                                                                                                                                                                                                                                                                                            |
| <b>Output Fields</b>                                | <p><a href="#">Table 21 on page 344</a> describes the output fields for the <b>show multicast scope</b> command. Output fields are listed in the approximate order in which they appear.</p>                                                                                                                                                                                                                                                                                                                                                                                                   |

**Table 21: show multicast scope Output Fields**

| Field Name   | Field Description                          |
|--------------|--------------------------------------------|
| Scope name   | Name of the multicast scope.               |
| Group Prefix | Range of multicast groups that are scoped. |

Table 21: show multicast scope Output Fields (*continued*)

| Field Name             | Field Description                                           |
|------------------------|-------------------------------------------------------------|
| <b>Interface</b>       | Interface that is the boundary of the administrative scope. |
| <b>Resolve Rejects</b> | Number of kernel resolve rejects.                           |

## Sample Output

### show multicast scope

```

user@host> show multicast scope

Scope name      Group Prefix    Interface        Resolve
232-net         232.232.0.0/16  fe-0/0/0.1      Rejects
local          239.255.0.0/16  fe-0/0/0.1      0
local          ff05::/16       fe-0/0/0.1      0
larry          ff05::1234/128  fe-0/0/0.1      0

```

### show multicast scope inet

```

user@host> show multicast scope inet

Scope name      Group Prefix    Interface        Resolve
232-net         232.232.0.0/16  fe-0/0/0.1      Rejects
local          239.255.0.0/16  fe-0/0/0.1      0

```

### show multicast scope inet6

```

user@host> show multicast scope inet6

Scope name      Group Prefix    Interface        Resolve
local          ff05::/16       fe-0/0/0.1      Rejects
larry          ff05::1234/128  fe-0/0/0.1      0

```

## show multicast sessions

---

|                                              |                                                                                                                                                                                                                                                                                                                                                                                                                                                                                                         |
|----------------------------------------------|---------------------------------------------------------------------------------------------------------------------------------------------------------------------------------------------------------------------------------------------------------------------------------------------------------------------------------------------------------------------------------------------------------------------------------------------------------------------------------------------------------|
| List of Syntax                               | <a href="#">Syntax on page 346</a><br><a href="#">Syntax (EX Series Switch and the QFX Series) on page 346</a>                                                                                                                                                                                                                                                                                                                                                                                          |
| Syntax                                       | <code>show multicast sessions</code><br><code>&lt;brief   detail   extensive&gt;</code><br><code>&lt;logical-system (all   <i>logical-system-name</i>)&gt;</code><br><code>&lt;<i>regular-expression</i>&gt;</code>                                                                                                                                                                                                                                                                                     |
| Syntax (EX Series Switch and the QFX Series) | <code>show multicast sessions</code><br><code>&lt;brief   detail   extensive&gt;</code><br><code>&lt;<i>regular-expression</i>&gt;</code>                                                                                                                                                                                                                                                                                                                                                               |
| Release Information                          | Command introduced before Junos OS Release 7.4.<br>Command introduced in Junos OS Release 9.0 for EX Series switches.<br>Command introduced in Junos OS Release 11.3 for the QFX Series.<br>Command introduced in Junos OS Release 14.1X53-D20 for the OCX Series.                                                                                                                                                                                                                                      |
| Description                                  | Display information about announced IP multicast sessions.                                                                                                                                                                                                                                                                                                                                                                                                                                              |
| Options                                      | <b>none</b> —Display standard information about all multicast sessions for all routing instances.<br><br><b>brief   detail   extensive</b> —(Optional) Display the specified level of output.<br><br><b>logical-system (all   <i>logical-system-name</i>)</b> —(Optional) Perform this operation on all logical systems or on a particular logical system.<br><br><b><i>regular-expression</i></b> —(Optional) Display information about announced sessions that match a UNIX-style regular expression. |
| Required Privilege Level                     | view                                                                                                                                                                                                                                                                                                                                                                                                                                                                                                    |
| List of Sample Output                        | <a href="#">show multicast sessions on page 347</a><br><a href="#">show multicast sessions regular-expression detail on page 347</a>                                                                                                                                                                                                                                                                                                                                                                    |
| Output Fields                                | <a href="#">Table 22 on page 346</a> describes the output fields for the <b>show multicast sessions</b> command. Output fields are listed in the approximate order in which they appear.                                                                                                                                                                                                                                                                                                                |

**Table 22: show multicast sessions Output Fields**

| Field Name          | Field Description                               |
|---------------------|-------------------------------------------------|
| <i>session-name</i> | Name of the known announced multicast sessions. |

---

## Sample Output

### show multicast sessions

```

user@host> show multicast sessions
1-Department of Biological Sciences, LSU
...
Monterey Bay - DockCam
Monterey Bay - JettyCam
Monterey Bay - StandCam
Monterey DockCam
Monterey DockCam / ROV cam
...
NASA TV (MPEG-1)
...
UO Broadcast - NASA Videos - 25 Years of Progress
UO Broadcast - NASA Videos - Journey through the Solar System
UO Broadcast - NASA Videos - Life in the Universe
UO Broadcast - NASA Videos - Nasa and the Airplane
UO Broadcasts OPB's Oregon Story
UO DOD News Clips
UO Medical Management of Biological Casualties (1)
UO Medical Management of Biological Casualties (2)
UO Medical Management of Biological Casualties (3)
...
376 active sessions.

```

### show multicast sessions regular-expression detail

```

user@host> show multicast sessions "NASA TV" detail
SDP Version: 0  Originated by: -@128.223.83.33
Session: NASA TV (MPEG-1)
Description: NASA television in MPEG-1 format, provided by Private University.
Please contact the UO if you have problems with this feed.
Email: Your Name Here <multicast@lists.private.edu>
Phone: Your Name Here <888/555-1212>
Bandwidth: AS:1000
Start time: permanent
Stop time: none
Attribute: type:broadcast
Attribute: tool:IP/TV Content Manager 3.4.14
Attribute: live:capture:1
Attribute: x-iptv-capture:mp1s
Media: video 54302 RTP/AVP 32 31 96 97
Connection Data: 224.2.231.45 ttl 127
Attribute: quality:8
Attribute: framerate:30
Attribute: rtpmap:96 WBIH/90000
Attribute: rtpmap:97 MP4V-ES/90000
Attribute: x-iptv-svr:video 128.223.91.191 live
Attribute: fmtp:32 type=mpeg1
Media: audio 28848 RTP/AVP 14 0 96 3 5 97 98 99 100 101 102 10 11 103 104 105 106
Connection Data: 224.2.145.37 ttl 127
Attribute: rtpmap:96 X-WAVE/8000
Attribute: rtpmap:97 L8/8000/2
Attribute: rtpmap:98 L8/8000
Attribute: rtpmap:99 L8/22050/2
Attribute: rtpmap:100 L8/22050
Attribute: rtpmap:101 L8/11025/2
Attribute: rtpmap:102 L8/11025
Attribute: rtpmap:103 L16/22050/2

```

Attribute: rtpmap:104 L16/22050

1 matching sessions.



## show multicast usage

|                                                     |                                                                                                                                                                                                                                                                                                                                                                                                                                                                                                                                                                                                                                          |
|-----------------------------------------------------|------------------------------------------------------------------------------------------------------------------------------------------------------------------------------------------------------------------------------------------------------------------------------------------------------------------------------------------------------------------------------------------------------------------------------------------------------------------------------------------------------------------------------------------------------------------------------------------------------------------------------------------|
| <b>List of Syntax</b>                               | <a href="#">Syntax on page 349</a><br><a href="#">Syntax (EX Series Switch and the QFX Series) on page 349</a>                                                                                                                                                                                                                                                                                                                                                                                                                                                                                                                           |
| <b>Syntax</b>                                       | <pre>show multicast usage &lt;brief   detail&gt; &lt;inet   inet6&gt; &lt;instance <i>instance-name</i>&gt; &lt;logical-system (all   <i>logical-system-name</i>)&gt;</pre>                                                                                                                                                                                                                                                                                                                                                                                                                                                              |
| <b>Syntax (EX Series Switch and the QFX Series)</b> | <pre>show multicast usage &lt;brief   detail&gt; &lt;inet   inet6&gt; &lt;instance <i>instance-name</i>&gt;</pre>                                                                                                                                                                                                                                                                                                                                                                                                                                                                                                                        |
| <b>Release Information</b>                          | <p>Command introduced before Junos OS Release 7.4.</p> <p>Command introduced in Junos OS Release 9.0 for EX Series switches.</p> <p><b>inet6</b> and <b>instance</b> options introduced in Junos OS Release 10.0 for EX Series switches.</p> <p>Command introduced in Junos OS Release 11.3 for the QFX Series.</p> <p>Command introduced in Junos OS Release 14.1X53-D20 for the OCX Series.</p>                                                                                                                                                                                                                                        |
| <b>Description</b>                                  | Display usage information about the 10 most active Distance Vector Multicast Routing Protocol (DVMRP) or Protocol Independent Multicast (PIM) groups.                                                                                                                                                                                                                                                                                                                                                                                                                                                                                    |
| <b>Options</b>                                      | <p><b>none</b>—Display multicast usage information for all supported address families for all routing instances.</p> <p><b>brief   detail</b>—(Optional) Display the specified level of output.</p> <p><b>inet   inet6</b>—(Optional) Display usage information for IPv4 or IPv6 family addresses, respectively.</p> <p><b>instance <i>instance-name</i></b>—(Optional) Display information about the most active DVMRP or PIM groups for a specific multicast instance.</p> <p><b>logical-system (all   <i>logical-system-name</i>)</b>—(Optional) Perform this operation on all logical systems or on a particular logical system.</p> |
| <b>Required Privilege Level</b>                     | view                                                                                                                                                                                                                                                                                                                                                                                                                                                                                                                                                                                                                                     |
| <b>List of Sample Output</b>                        | <a href="#">show multicast usage on page 350</a><br><a href="#">show multicast usage brief on page 350</a><br><a href="#">show multicast usage instance on page 350</a><br><a href="#">show multicast usage detail on page 351</a>                                                                                                                                                                                                                                                                                                                                                                                                       |
| <b>Output Fields</b>                                | <p><a href="#">Table 23 on page 350</a> describes the output fields for the <b>show multicast usage</b> command. Output fields are listed in the approximate order in which they appear.</p>                                                                                                                                                                                                                                                                                                                                                                                                                                             |

Table 23: show multicast usage Output Fields

| Field Name      | Field Description                                                                                                                                                                        |
|-----------------|------------------------------------------------------------------------------------------------------------------------------------------------------------------------------------------|
| <b>Instance</b> | Name of the routing instance. (Displayed when multicast is configured within a routing instance.)                                                                                        |
| <b>Group</b>    | Group address.                                                                                                                                                                           |
| <b>Sources</b>  | Number of sources.                                                                                                                                                                       |
| <b>Packets</b>  | Number of packets that have been forwarded to this prefix. If one or more of the packets forwarded statistic queries fails or times out, the packets field displays <b>unavailable</b> . |
| <b>Bytes</b>    | Number of bytes that have been forwarded to this prefix. If one or more of the packets forwarded statistic queries fails or times out, the bytes field displays <b>unavailable</b> .     |
| <b>Prefix</b>   | IP address.                                                                                                                                                                              |
| <b>/len</b>     | Prefix length.                                                                                                                                                                           |
| <b>Groups</b>   | Number of multicast groups.                                                                                                                                                              |

## Sample Output

### show multicast usage

```

user@host> show multicast usage
Group          Sources  Packets      Bytes
228.0.0.0      1        52847      4439148
239.1.1.1      2        13450      1125530

Prefix         /len  Groups  Packets      Bytes
10.255.14.144 /32   2       66254      5561304
10.255.70.15  /32   1        43       3374...
```

### show multicast usage brief

The output for the **show multicast usage brief** command is identical to that for the **show multicast usage** command. For sample output, see [show multicast usage on page 350](#).

### show multicast usage instance

```

user@host> show multicast usage instance VPN-A
Group          Sources  Packets      Bytes
224.2.127.254  1        5538      509496
224.0.1.39     1         13         624
224.0.1.40     1         13         624

Prefix         /len  Groups  Packets      Bytes
192.168.195.34 /32   1       5538      509496
10.255.14.30   /32   1        13         624
```

```
10.255.245.91 /32 1 13 624
...
```

### show multicast usage detail

```
user@host> show multicast usage detail
```

| Group                 | Sources | Packets        | Bytes          |
|-----------------------|---------|----------------|----------------|
| 228.0.0.0             | 1       | 53159          | 4465356        |
| Source: 10.255.14.144 | /32     | Packets: 53159 | Bytes: 4465356 |
| 239.1.1.1             | 2       | 13450          | 1125530        |
| Source: 10.255.14.144 | /32     | Packets: 13407 | Bytes: 1122156 |
| Source: 10.255.70.15  | /32     | Packets: 43    | Bytes: 3374    |

| Prefix           | /len | Groups | Packets        | Bytes          |
|------------------|------|--------|----------------|----------------|
| 10.255.14.144    | /32  | 2      | 66566          | 5587512        |
| Group: 228.0.0.0 |      |        | Packets: 53159 | Bytes: 4465356 |
| Group: 239.1.1.1 |      |        | Packets: 13407 | Bytes: 1122156 |
| 10.255.70.15     | /32  | 1      | 43             | 3374           |
| Group: 239.1.1.1 |      |        | Packets: 43    | Bytes: 3374    |

## show pim bootstrap

|                                                     |                                                                                                                                                                                                                                                                                                                                                                                                    |
|-----------------------------------------------------|----------------------------------------------------------------------------------------------------------------------------------------------------------------------------------------------------------------------------------------------------------------------------------------------------------------------------------------------------------------------------------------------------|
| <b>List of Syntax</b>                               | <a href="#">Syntax on page 352</a><br><a href="#">Syntax (EX Series Switch and the QFX Series) on page 352</a>                                                                                                                                                                                                                                                                                     |
| <b>Syntax</b>                                       | <pre>show pim bootstrap &lt;instance <i>instance-name</i>&gt; &lt;logical-system (all   <i>logical-system-name</i>)&gt;</pre>                                                                                                                                                                                                                                                                      |
| <b>Syntax (EX Series Switch and the QFX Series)</b> | <pre>show pim bootstrap &lt;instance <i>instance-name</i>&gt;</pre>                                                                                                                                                                                                                                                                                                                                |
| <b>Release Information</b>                          | <p>Command introduced before Junos OS Release 7.4.</p> <p>Command introduced in Junos OS Release 9.0 for EX Series switches.</p> <p><b>instance</b> option introduced in Junos OS Release 10.0 for EX Series switches.</p> <p>Command introduced in Junos OS Release 11.3 for the QFX Series.</p> <p>Command introduced in Junos OS Release 14.1X53-D20 for the OCX Series.</p>                    |
| <b>Description</b>                                  | For sparse mode only, display information about Protocol Independent Multicast (PIM) bootstrap routers.                                                                                                                                                                                                                                                                                            |
| <b>Options</b>                                      | <p><b>none</b>—Display PIM bootstrap router information for all routing instances.</p> <p><b>instance <i>instance-name</i></b>—(Optional) Display information about bootstrap routers for a specific PIM-enabled routing instance.</p> <p><b>logical-system (all   <i>logical-system-name</i>)</b>—(Optional) Perform this operation on all logical systems or on a particular logical system.</p> |
| <b>Required Privilege Level</b>                     | view                                                                                                                                                                                                                                                                                                                                                                                               |
| <b>List of Sample Output</b>                        | <a href="#">show pim bootstrap on page 353</a><br><a href="#">show pim bootstrap instance on page 353</a>                                                                                                                                                                                                                                                                                          |
| <b>Output Fields</b>                                | <p><a href="#">Table 24 on page 352</a> describes the output fields for the <b>show pim bootstrap</b> command. Output fields are listed in the approximate order in which they appear.</p>                                                                                                                                                                                                         |

**Table 24: show pim bootstrap Output Fields**

| Field Name           | Field Description                                                     |
|----------------------|-----------------------------------------------------------------------|
| <b>Instance</b>      | Name of the routing instance.                                         |
| <b>BSR</b>           | Bootstrap router.                                                     |
| <b>Pri</b>           | Priority of the routing device as elected to be the bootstrap router. |
| <b>Local address</b> | Local routing device address.                                         |

Table 24: show pim bootstrap Output Fields (*continued*)

| Field Name     | Field Description                                                                                    |
|----------------|------------------------------------------------------------------------------------------------------|
| <b>Pri</b>     | Local routing device address priority to be elected as the bootstrap router.                         |
| <b>State</b>   | Local routing device election state: <b>Candidate</b> , <b>Elected</b> , or <b>Ineligible</b> .      |
| <b>Timeout</b> | How long until the local routing device declares the bootstrap router to be unreachable, in seconds. |

## Sample Output

### show pim bootstrap

```
user@host> show pim bootstrap
Instance: PIM.master
```

| BSR                     | Pri | Local address           | Pri | State      | Timeout |
|-------------------------|-----|-------------------------|-----|------------|---------|
| None                    | 0   | 10.255.71.46            | 0   | InEligible | 0       |
| feco:1:1:1:1:0:aff:785c | 34  | feco:1:1:1:1:0:aff:7c12 | 0   | InEligible | 0       |

### show pim bootstrap instance

```
user@host> show pim bootstrap instance VPN-A
Instance: PIM.VPN-A
```

| BSR  | Pri | Local address   | Pri | State      | Timeout |
|------|-----|-----------------|-----|------------|---------|
| None | 0   | 192.168.196.105 | 0   | InEligible | 0       |

## show pim interfaces

|                                                     |                                                                                                                                                                                                                                                                                                                                                                                                                                                                                                                                                                 |
|-----------------------------------------------------|-----------------------------------------------------------------------------------------------------------------------------------------------------------------------------------------------------------------------------------------------------------------------------------------------------------------------------------------------------------------------------------------------------------------------------------------------------------------------------------------------------------------------------------------------------------------|
| <b>List of Syntax</b>                               | <a href="#">Syntax on page 354</a><br><a href="#">Syntax (EX Series Switch and the QFX Series) on page 354</a>                                                                                                                                                                                                                                                                                                                                                                                                                                                  |
| <b>Syntax</b>                                       | <pre>show pim interfaces &lt;inet   inet6&gt; &lt;instance (<i>instance-name</i>   all)&gt; &lt;logical-system (all   <i>logical-system-name</i>)&gt;</pre>                                                                                                                                                                                                                                                                                                                                                                                                     |
| <b>Syntax (EX Series Switch and the QFX Series)</b> | <pre>show pim interfaces &lt;inet   inet6&gt; &lt;instance (<i>instance-name</i>   all)&gt;</pre>                                                                                                                                                                                                                                                                                                                                                                                                                                                               |
| <b>Release Information</b>                          | <p>Command introduced before Junos OS Release 7.4.</p> <p>Command introduced in Junos OS Release 9.0 for EX Series switches.</p> <p><b>inet6</b> and <b>instance</b> options introduced in Junos OS Release 10.0 for EX Series switches.</p> <p>Command introduced in Junos OS Release 11.3 for the QFX Series.</p> <p>Support for bidirectional PIM added in Junos OS Release 12.1.</p> <p>Support for the <b>instance all</b> option added in Junos OS Release 12.1.</p> <p>Command introduced in Junos OS Release 14.1X53-D20 for the OCX Series.</p>        |
| <b>Description</b>                                  | Display information about the interfaces on which Protocol Independent Multicast (PIM) is configured.                                                                                                                                                                                                                                                                                                                                                                                                                                                           |
| <b>Options</b>                                      | <p><b>none</b>—Display interface information for all family addresses for the main instance.</p> <p><b>inet   inet6</b>—(Optional) Display interface information for IPv4 or IPv6 family addresses, respectively.</p> <p><b>instance (<i>instance-name</i>   all)</b>—(Optional) Display information about interfaces for a specific PIM-enabled routing instance or for all routing instances.</p> <p><b>logical-system (all   <i>logical-system-name</i>)</b>—(Optional) Perform this operation on all logical systems or on a particular logical system.</p> |
| <b>Required Privilege Level</b>                     | view                                                                                                                                                                                                                                                                                                                                                                                                                                                                                                                                                            |
| <b>List of Sample Output</b>                        | <a href="#">show pim interfaces on page 355</a>                                                                                                                                                                                                                                                                                                                                                                                                                                                                                                                 |
| <b>Output Fields</b>                                | <p><a href="#">Table 25 on page 354</a> describes the output fields for the <b>show pim interfaces</b> command. Output fields are listed in the approximate order in which they appear.</p>                                                                                                                                                                                                                                                                                                                                                                     |

Table 25: show pim interfaces Output Fields

| Field Name      | Field Description             |
|-----------------|-------------------------------|
| <b>Instance</b> | Name of the routing instance. |
| <b>Name</b>     | Interface name.               |

Table 25: show pim interfaces Output Fields (*continued*)

| Field Name          | Field Description                                                                                                                                                                                                                                                                                                                                                                                                                                                                                                                                                                                                                                                                                                                                                                                                                                                                                                                                                                                                                                                                                                                                                                                                                                                                                                                                                                                                                                                                                                                                                                                                                                                                                       |
|---------------------|---------------------------------------------------------------------------------------------------------------------------------------------------------------------------------------------------------------------------------------------------------------------------------------------------------------------------------------------------------------------------------------------------------------------------------------------------------------------------------------------------------------------------------------------------------------------------------------------------------------------------------------------------------------------------------------------------------------------------------------------------------------------------------------------------------------------------------------------------------------------------------------------------------------------------------------------------------------------------------------------------------------------------------------------------------------------------------------------------------------------------------------------------------------------------------------------------------------------------------------------------------------------------------------------------------------------------------------------------------------------------------------------------------------------------------------------------------------------------------------------------------------------------------------------------------------------------------------------------------------------------------------------------------------------------------------------------------|
| <b>State</b>        | State of the interface. The state also is displayed in the <b>show interfaces</b> command.                                                                                                                                                                                                                                                                                                                                                                                                                                                                                                                                                                                                                                                                                                                                                                                                                                                                                                                                                                                                                                                                                                                                                                                                                                                                                                                                                                                                                                                                                                                                                                                                              |
| <b>Mode</b>         | <p>PIM mode running on the interface:</p> <ul style="list-style-type: none"> <li>• <b>B</b>—In bidirectional mode, multicast groups are carried across the network over bidirectional shared trees. This type of tree minimizes PIM routing state, which is especially important in networks with numerous and dispersed senders and receivers.</li> <li>• <b>S</b>—In sparse mode, routing devices must join and leave multicast groups explicitly. Upstream routing devices do not forward multicast traffic to this routing device unless this device has sent an explicit request (using a join message) to receive multicast traffic.</li> <li>• <b>Dense</b>—Unlike sparse mode, where data is forwarded only to routing devices sending an explicit request, dense mode implements a flood-and-prune mechanism, similar to DVMRP (the first multicast protocol used to support the multicast backbone). (Not supported on QFX Series.)</li> <li>• <b>Sparse-Dense</b>—Sparse-dense mode allows the interface to operate on a per-group basis in either sparse or dense mode. A group specified as <b>dense</b> is not mapped to a rendezvous point (RP). Instead, data packets destined for that group are forwarded using PIM-Dense Mode (PIM-DM) rules. A group specified as <b>sparse</b> is mapped to an RP, and data packets are forwarded using PIM-Sparse Mode (PIM-SM) rules.</li> </ul> <p>When sparse-dense mode is configured, the output includes both <b>S</b> and <b>D</b>. When bidirectional-sparse mode is configured, the output includes <b>S</b> and <b>B</b>. When bidirectional-sparse-dense mode is configured, the output includes <b>B</b>, <b>S</b>, and <b>D</b>.</p> |
| <b>IP</b>           | Version number of the address family on the interface: <b>4</b> (IPv4) or <b>6</b> (IPv6).                                                                                                                                                                                                                                                                                                                                                                                                                                                                                                                                                                                                                                                                                                                                                                                                                                                                                                                                                                                                                                                                                                                                                                                                                                                                                                                                                                                                                                                                                                                                                                                                              |
| <b>V</b>            | PIM version running on the interface: 1 or 2.                                                                                                                                                                                                                                                                                                                                                                                                                                                                                                                                                                                                                                                                                                                                                                                                                                                                                                                                                                                                                                                                                                                                                                                                                                                                                                                                                                                                                                                                                                                                                                                                                                                           |
| <b>State</b>        | <p>State of PIM on the interface:</p> <ul style="list-style-type: none"> <li>• <b>Active</b>—Bidirectional mode is enabled on the interface and on all PIM neighbors.</li> <li>• <b>DR</b>—Designated router.</li> <li>• <b>NotCap</b>—Bidirectional mode is not enabled on the interface. This can happen when bidirectional PIM is not configured locally, when one of the neighbors is not configured for bidirectional PIM, or when one of the neighbors has not implemented the bidirectional PIM protocol.</li> <li>• <b>NotDR</b>—Not the designated router.</li> <li>• <b>P2P</b>—Point to point.</li> </ul>                                                                                                                                                                                                                                                                                                                                                                                                                                                                                                                                                                                                                                                                                                                                                                                                                                                                                                                                                                                                                                                                                    |
| <b>NbrCnt</b>       | Number of neighbors that have been seen on the interface.                                                                                                                                                                                                                                                                                                                                                                                                                                                                                                                                                                                                                                                                                                                                                                                                                                                                                                                                                                                                                                                                                                                                                                                                                                                                                                                                                                                                                                                                                                                                                                                                                                               |
| <b>JoinCnt(sg)</b>  | Number of (s,g) join messages that have been seen on the interface.                                                                                                                                                                                                                                                                                                                                                                                                                                                                                                                                                                                                                                                                                                                                                                                                                                                                                                                                                                                                                                                                                                                                                                                                                                                                                                                                                                                                                                                                                                                                                                                                                                     |
| <b>JointCnt(*g)</b> | Number of (*g) join messages that have been seen on the interface.                                                                                                                                                                                                                                                                                                                                                                                                                                                                                                                                                                                                                                                                                                                                                                                                                                                                                                                                                                                                                                                                                                                                                                                                                                                                                                                                                                                                                                                                                                                                                                                                                                      |
| <b>DR address</b>   | Address of the designated router.                                                                                                                                                                                                                                                                                                                                                                                                                                                                                                                                                                                                                                                                                                                                                                                                                                                                                                                                                                                                                                                                                                                                                                                                                                                                                                                                                                                                                                                                                                                                                                                                                                                                       |

## Sample Output

### show pim interfaces

```
user@host> show pim interfaces
```

Stat = Status, V = Version, NbrCnt = Neighbor Count,  
S = Sparse, D = Dense, B = Bidirectional,  
DR = Designated Router, P2P = Point-to-point link,  
Active = Bidirectional is active, NotCap = Not Bidirectional Capable

| Name           | Stat | Mode | IP | V | State        | NbrCnt | JoinCnt(sg/*g) | DR address |
|----------------|------|------|----|---|--------------|--------|----------------|------------|
| ge-0/3/0.0     | Up   | S    | 4  | 2 | NotDR,NotCap | 1      | 0/0            | 40.0.0.3   |
| ge-0/3/3.50    | Up   | S    | 4  | 2 | DR,NotCap    | 1      | 9901/100       | 50.0.0.2   |
| ge-0/3/3.51    | Up   | S    | 4  | 2 | DR,NotCap    | 1      | 0/0            | 51.0.0.2   |
| pe-1/2/0.32769 | Up   | S    | 4  | 2 | P2P,NotCap   | 0      | 0/0            |            |



## show pim join

**List of Syntax**    [Syntax on page 357](#)  
                           [Syntax \(EX Series Switch and the QFX Series\) on page 357](#)

**Syntax**    show pim join  
                   <brief | detail | extensive | summary>  
                   <bidirectional | dense | sparse>  
                   <exact>  
                   <inet | inet6>  
                   <instance *instance-name*>  
                   <logical-system (all | *logical-system-name*)>  
                   <range>  
                   <rp *ip-address/prefix* | source *ip-address/prefix*>  
                   <sg | star-g>

**Syntax (EX Series Switch and the QFX Series)**    show pim join  
                                                                   <brief | detail | extensive | summary>  
                                                                   <dense | sparse>  
                                                                   <exact>  
                                                                   <inet | inet6>  
                                                                   <instance *instance-name*>  
                                                                   <range>  
                                                                   <rp *ip-address/prefix* | source *ip-address/prefix*>  
                                                                   <sg | star-g>

**Release Information**    Command introduced before Junos OS Release 7.4.  
                                   Command introduced in Junos OS Release 9.0 for EX Series switches.  
                                   **summary** option introduced in Junos OS Release 9.6.  
                                   **inet6** and **instance** options introduced in Junos OS Release 10.0 for EX Series switches.  
                                   Support for bidirectional PIM added in Junos OS Release 12.1.  
                                   Command introduced in Junos OS Release 11.3 for the QFX Series.  
                                   Multiple new filter options introduced in Junos OS Release 13.2.  
                                   Command introduced in Junos OS Release 14.1X53-D20 for the OCX Series.

**Description**    Display information about Protocol Independent Multicast (PIM) groups for all PIM modes.

For bidirectional PIM, display information about PIM group ranges (\*G-range) for each active bidirectional RP group range, in addition to each of the joined (\*G) routes.

**Options**    **none**—Display the standard information about PIM groups for all supported family addresses for all routing instances.

**brief | detail | extensive | summary**—(Optional) Display the specified level of output.

**bidirectional | dense | sparse**—(Optional) Display information about PIM bidirectional mode, dense mode, or sparse and source-specific multicast (SSM) mode entries.

**exact**—(Optional) Display information about only the group that exactly matches the specified group address.

**inet | inet6**—(Optional) Display PIM group information for IPv4 or IPv6 family addresses, respectively.

**instance *instance-name***—(Optional) Display information about groups for the specified PIM-enabled routing instance only.

**logical-system (all | *logical-system-name*)**—(Optional) Perform this operation on all logical systems or on a particular logical system.

**range**—(Optional) Address range of the group, specified as *prefix/prefix-length*.

**rp *ip-address/prefix* | source *ip-address/prefix***—(Optional) Display information about the PIM entries with a specified rendezvous point (RP) address and prefix or with a specified source address and prefix. You can omit the prefix.

**sg | star-g**—(Optional) Display information about PIM (S,G) or (\*,G) entries.

**Required Privilege Level**

view

**Related Documentation**

- [clear pim join on page 302](#)
- *Example: Configuring Multicast-Only Fast Reroute in a PIM Domain*
- *Example: Configuring Bidirectional PIM*
- *Example: Configuring PIM State Limits*

**List of Sample Output**

[show pim join summary on page 362](#)  
[show pim join \(PIM Sparse Mode\) on page 362](#)  
[show pim join \(Bidirectional PIM\) on page 362](#)  
[show pim join inet6 on page 363](#)  
[show pim join inet6 star-g on page 363](#)  
[show pim join instance <instance-name> on page 363](#)  
[show pim join detail on page 364](#)  
[show pim join extensive \(PIM Sparse Mode\) on page 364](#)  
[show pim join extensive \(Bidirectional PIM\) on page 365](#)  
[show pim join extensive \(Bidirectional PIM with a Directly Connected Phantom RP\) on page 366](#)  
[show pim join instance <instance-name> extensive on page 367](#)  
[show pim join extensive \(Ingress Node with Multipoint LDP Inband Signaling for Point-to-Multipoint LSPs\) on page 367](#)  
[show pim join extensive \(Egress Node with Multipoint LDP Inband Signaling for Point-to-Multipoint LSPs\) on page 368](#)  
[show pim join extensive \(Multipoint LDP with Multicast-Only Fast Reroute\) on page 370](#)

**Output Fields**

[Table 26 on page 359](#) describes the output fields for the **show pim join** command. Output fields are listed in the approximate order in which they appear.

Table 26: show pim join Output Fields

| Field Name                               | Field Description                                                                                                                                                                                                                                                                                                                                                                                                                                    | Level of Output                            |
|------------------------------------------|------------------------------------------------------------------------------------------------------------------------------------------------------------------------------------------------------------------------------------------------------------------------------------------------------------------------------------------------------------------------------------------------------------------------------------------------------|--------------------------------------------|
| <b>Instance</b>                          | Name of the routing instance.                                                                                                                                                                                                                                                                                                                                                                                                                        | <b>brief detail extensive summary none</b> |
| <b>Family</b>                            | Name of the address family: <b>inet</b> (IPv4) or <b>inet6</b> (IPv6).                                                                                                                                                                                                                                                                                                                                                                               | <b>brief detail extensive summary none</b> |
| <b>Route type</b>                        | Type of multicast route: (S,G) or (*G).                                                                                                                                                                                                                                                                                                                                                                                                              | <b>summary</b>                             |
| <b>Route count</b>                       | Number of (S,G) routes and number of (*G) routes.                                                                                                                                                                                                                                                                                                                                                                                                    | <b>summary</b>                             |
| <b>R</b>                                 | Rendezvous Point Tree.                                                                                                                                                                                                                                                                                                                                                                                                                               | <b>brief detail extensive none</b>         |
| <b>S</b>                                 | Sparse.                                                                                                                                                                                                                                                                                                                                                                                                                                              | <b>brief detail extensive none</b>         |
| <b>W</b>                                 | Wildcard.                                                                                                                                                                                                                                                                                                                                                                                                                                            | <b>brief detail extensive none</b>         |
| <b>Group</b>                             | Group address.                                                                                                                                                                                                                                                                                                                                                                                                                                       | <b>brief detail extensive none</b>         |
| <b>Bidirectional group prefix length</b> | For bidirectional PIM, length of the IP prefix for RP group ranges.                                                                                                                                                                                                                                                                                                                                                                                  | All levels                                 |
| <b>Source</b>                            | Multicast source: <ul style="list-style-type: none"> <li>• * (wildcard value)</li> <li>• <i>ipv4-address</i></li> <li>• <i>ipv6-address</i></li> </ul>                                                                                                                                                                                                                                                                                               | <b>brief detail extensive none</b>         |
| <b>RP</b>                                | Rendezvous point for the PIM group.                                                                                                                                                                                                                                                                                                                                                                                                                  | <b>brief detail extensive none</b>         |
| <b>Flags</b>                             | PIM flags: <ul style="list-style-type: none"> <li>• <b>bidirectional</b>—Bidirectional mode entry.</li> <li>• <b>dense</b>—Dense mode entry.</li> <li>• <b>rptree</b>—Entry is on the rendezvous point tree.</li> <li>• <b>sparse</b>—Sparse mode entry.</li> <li>• <b>spt</b>—Entry is on the shortest-path tree for the source.</li> <li>• <b>wildcard</b>—Entry is on the shared tree.</li> </ul>                                                 | <b>brief detail extensive none</b>         |
| <b>Upstream interface</b>                | <p>RPF interface toward the source address for the source-specific state (S,G) or toward the rendezvous point (RP) address for the non-source-specific state (*G).</p> <p>For bidirectional PIM, <b>RP Link</b> means that the interface is directly connected to a subnet that contains a phantom RP address.</p> <p>A pseudo multipoint LDP (M-LDP) interface appears on egress nodes in M-LDP point-to-multipoint LSPs with inband signaling.</p> | <b>brief detail extensive none</b>         |

Table 26: show pim join Output Fields (*continued*)

| Field Name                      | Field Description                                                                                                                                                                                                                                                                                                                                                                                                                                                                                                                                                                                                                                                                                                                                                                                                                                                               | Level of Output  |
|---------------------------------|---------------------------------------------------------------------------------------------------------------------------------------------------------------------------------------------------------------------------------------------------------------------------------------------------------------------------------------------------------------------------------------------------------------------------------------------------------------------------------------------------------------------------------------------------------------------------------------------------------------------------------------------------------------------------------------------------------------------------------------------------------------------------------------------------------------------------------------------------------------------------------|------------------|
| <b>Upstream neighbor</b>        | <p>Information about the upstream neighbor: <b>Direct</b>, <b>Local</b>, <b>Unknown</b>, or a specific IP address.</p> <p>For bidirectional PIM, <b>Direct</b> means that the interface is directly connected to a subnet that contains a phantom RP address.</p> <p>The multipoint LDP (M-LDP) root appears on egress nodes in M-LDP point-to-multipoint LSPs with inband signaling.</p>                                                                                                                                                                                                                                                                                                                                                                                                                                                                                       | <b>extensive</b> |
| Active upstream interface       | When multicast-only fast reroute (MoFRR) is configured in a PIM domain, the upstream interface for the active path. A PIM router propagates join messages on two upstream RPF interfaces to receive multicast traffic on both links for the same join request. Preference is given to two paths that do not converge to the same immediate upstream router. PIM installs appropriate multicast routes with upstream neighbors as RPF next hops with two (primary and backup) interfaces.                                                                                                                                                                                                                                                                                                                                                                                        | <b>extensive</b> |
| Active upstream neighbor        | On the MoFRR primary path, the IP address of the neighbor that is directly connected to the active upstream interface.                                                                                                                                                                                                                                                                                                                                                                                                                                                                                                                                                                                                                                                                                                                                                          | <b>extensive</b> |
| MoFRR Backup upstream interface | <p>The MoFRR upstream interface that is used when the primary path fails.</p> <p>When the primary path fails, the backup path is upgraded to primary, and traffic is forwarded accordingly. If there are alternate paths available, a new backup path is calculated and the appropriate multicast route is updated or installed.</p>                                                                                                                                                                                                                                                                                                                                                                                                                                                                                                                                            | <b>extensive</b> |
| <b>Upstream state</b>           | <p>Information about the upstream interface:</p> <ul style="list-style-type: none"> <li>• <b>Join to RP</b>—Sending a join to the rendezvous point.</li> <li>• <b>Join to Source</b>—Sending a join to the source.</li> <li>• <b>Local RP</b>—Sending neither join messages nor prune messages toward the RP, because this routing device is the rendezvous point.</li> <li>• <b>Local Source</b>—Sending neither join messages nor prune messages toward the source, because the source is locally attached to this routing device.</li> <li>• <b>Prune to RP</b>—Sending a prune to the rendezvous point.</li> <li>• <b>Prune to Source</b>—Sending a prune to the source.</li> </ul> <p><b>NOTE:</b> RP group range entries have <b>None</b> in the <b>Upstream state</b> field because RP group ranges do not trigger actual PIM join messages between routing devices.</p> | <b>extensive</b> |

Table 26: show pim join Output Fields (*continued*)

| Field Name                                | Field Description                                                                                                                                                                                                                                                                                                                                                                                                                                                                                                                                                                                                                                                                                                                                                                                                                                                                                                                                                                             | Level of Output  |
|-------------------------------------------|-----------------------------------------------------------------------------------------------------------------------------------------------------------------------------------------------------------------------------------------------------------------------------------------------------------------------------------------------------------------------------------------------------------------------------------------------------------------------------------------------------------------------------------------------------------------------------------------------------------------------------------------------------------------------------------------------------------------------------------------------------------------------------------------------------------------------------------------------------------------------------------------------------------------------------------------------------------------------------------------------|------------------|
| <b>Downstream neighbors</b>               | <p>Information about downstream interfaces:</p> <ul style="list-style-type: none"> <li>• <b>Interface</b>—Interface name for the downstream neighbor.<br/>A pseudo PIM-SM interface appears for all IGMP-only interfaces.<br/>A pseudo multipoint LDP (M-LDP) interface appears on ingress root nodes in M-LDP point-to-multipoint LSPs with inband signaling.</li> <li>• <b>Interface address</b>—Address of the downstream neighbor.</li> <li>• <b>State</b>—Information about the downstream neighbor: <b>join</b> or <b>prune</b>.</li> <li>• <b>Flags</b>—PIM join flags: <b>R (RPtree)</b>, <b>S (Sparse)</b>, <b>W (Wildcard)</b>, or <b>zero</b>.</li> <li>• <b>Uptime</b>—Time since the downstream interface joined the group.</li> <li>• <b>Time since last Join</b>—Time since the last join message was received from the downstream interface.</li> <li>• <b>Time since last Prune</b>—Time since the last prune message was received from the downstream interface.</li> </ul> | <b>extensive</b> |
| <b>Number of downstream interfaces</b>    | Total number of outgoing interfaces for each (S,G) entry.                                                                                                                                                                                                                                                                                                                                                                                                                                                                                                                                                                                                                                                                                                                                                                                                                                                                                                                                     | <b>extensive</b> |
| <b>Assert Timeout</b>                     | Length of time between assert cycles on the downstream interface. Not displayed if the assert timer is null.                                                                                                                                                                                                                                                                                                                                                                                                                                                                                                                                                                                                                                                                                                                                                                                                                                                                                  | <b>extensive</b> |
| <b>Keepalive timeout</b>                  | Time remaining until the downstream join state is updated (in seconds). If the downstream join state is not updated before this keepalive timer reaches zero, the entry is deleted. If there is a directly connected host, <b>Keepalive timeout</b> is <b>Infinity</b> .                                                                                                                                                                                                                                                                                                                                                                                                                                                                                                                                                                                                                                                                                                                      | <b>extensive</b> |
| <b>Uptime</b>                             | Time since the creation of (S,G) or (*,G) state. The uptime is not refreshed every time a PIM join message is received for an existing (S,G) or (*,G) state.                                                                                                                                                                                                                                                                                                                                                                                                                                                                                                                                                                                                                                                                                                                                                                                                                                  | <b>extensive</b> |
| <b>Bidirectional accepting interfaces</b> | <p>Interfaces on the routing device that forward bidirectional PIM traffic.</p> <p>The reasons for forwarding bidirectional PIM traffic are that the interface is the winner of the designated forwarder election (<b>DF Winner</b>), or the interface is the reverse path forwarding (RPF) interface toward the RP (<b>RPF</b>).</p>                                                                                                                                                                                                                                                                                                                                                                                                                                                                                                                                                                                                                                                         | <b>extensive</b> |

## Sample Output

### show pim join summary

```
user@host> show pim join summary
Instance: PIM.master Family: INET

Route type          Route count
(s,g)               2
(*,g)               1

Instance: PIM.master Family: INET6
```

### show pim join (PIM Sparse Mode)

```
user@host> show pim join
Instance: PIM.master Family: INET
R = Rendezvous Point Tree, S = Sparse, W = Wildcard

Group: 239.1.1.1
Source: *
RP: 10.255.14.144
Flags: sparse,rptree,wildcard
Upstream interface: Local

Group: 239.1.1.1
Source: 10.255.14.144
Flags: sparse,spt
Upstream interface: Local

Group: 239.1.1.1
Source: 10.255.70.15
Flags: sparse,spt
Upstream interface: so-1/0/0.0

Instance: PIM.master Family: INET6
R = Rendezvous Point Tree, S = Sparse, W = Wildcard
```

### show pim join (Bidirectional PIM)

```
user@host> show pim join
Instance: PIM.master Family: INET
R = Rendezvous Point Tree, S = Sparse, W = Wildcard

Group: 224.1.1.0
Bidirectional group prefix length: 24
Source: *
RP: 10.10.13.2
Flags: bidirectional,rptree,wildcard
Upstream interface: ge-0/0/1.0

Group: 224.1.3.0
Bidirectional group prefix length: 24
Source: *
RP: 10.10.1.3
Flags: bidirectional,rptree,wildcard
Upstream interface: ge-0/0/1.0 (RP Link)

Group: 225.1.1.0
Bidirectional group prefix length: 24
Source: *
```

```

RP: 10.10.13.2
Flags: bidirectional,rptree,wildcard
Upstream interface: ge-0/0/1.0

Group: 225.1.3.0
Bidirectional group prefix length: 24
Source: *
RP: 10.10.1.3
Flags: bidirectional,rptree,wildcard
Upstream interface: ge-0/0/1.0 (RP Link)

Instance: PIM.master Family: INET6
R = Rendezvous Point Tree, S = Sparse, W = Wildcard

```

### show pim join inet6

```

user@host> show pim join inet6
Instance: PIM.master Family: INET6
R = Rendezvous Point Tree, S = Sparse, W = Wildcard

Group: ff04::e000:101
Source: *
RP: ::46.0.0.13
Flags: sparse,rptree,wildcard
Upstream interface: Local

Group: ff04::e000:101
Source: ::1.1.1.1
Flags: sparse
Upstream interface: unknown (no neighbor)

Group: ff04::e800:101
Source: ::1.1.1.1
Flags: sparse
Upstream interface: unknown (no neighbor)

Group: ff04::e800:101
Source: ::1.1.1.2
Flags: sparse
Upstream interface: unknown (no neighbor)

```

### show pim join inet6 star-g

```

user@host> show pim join inet6 star-g
Instance: PIM.master Family: INET6
R = Rendezvous Point Tree, S = Sparse, W = Wildcard

Group: ff04::e000:101
Source: *
RP: ::46.0.0.13
Flags: sparse,rptree,wildcard
Upstream interface: Local

```

### show pim join instance <instance-name>

```

user@host> show pim join instance VPN-A
Instance: PIM.VPN-A Family: INET
R = Rendezvous Point Tree, S = Sparse, W = Wildcard

Group: 235.1.1.2
Source: *
RP: 10.10.47.100

```

```
Flags: sparse,rptree,wildcard
Upstream interface: Local

Group: 235.1.1.2
Source: 192.168.195.74
Flags: sparse,spt
Upstream interface: at-0/3/1.0

Group: 235.1.1.2
Source: 192.168.195.169
Flags: sparse
Upstream interface: so-1/0/1.0

Instance: PIM.VPN-A Family: INET6
R = Rendezvous Point Tree, S = Sparse, W = Wildcard
```

#### show pim join detail

```
user@host> show pim join detail
Instance: PIM.master Family: INET
R = Rendezvous Point Tree, S = Sparse, W = Wildcard

Group: 239.1.1.1
Source: *
RP: 10.255.14.144
Flags: sparse,rptree,wildcard
Upstream interface: Local

Group: 239.1.1.1
Source: 10.255.14.144
Flags: sparse,spt
Upstream interface: Local

Group: 239.1.1.1
Source: 10.255.70.15
Flags: sparse,spt
Upstream interface: so-1/0/0.0

Instance: PIM.master Family: INET6
R = Rendezvous Point Tree, S = Sparse, W = Wildcard
```

#### show pim join extensive (PIM Sparse Mode)

```
user@host> show pim join extensive
Instance: PIM.master Family: INET
R = Rendezvous Point Tree, S = Sparse, W = Wildcard

Group: 239.1.1.1
Source: *
RP: 10.255.14.144
Flags: sparse,rptree,wildcard
Upstream interface: Local
Upstream neighbor: Local
Upstream state: Local RP
Uptime: 00:03:49
Downstream neighbors:
  Interface: so-1/0/0.0
    10.111.10.2 State: Join Flags: SRW Timeout: 174
    Uptime: 00:03:49 Time since last Join: 00:01:49
  Interface: mt-1/1/0.32768
    10.10.47.100 State: Join Flags: SRW Timeout: Infinity
```



```

        Uptime: 00:03:49 Time since last Join: 00:01:49
        Number of downstream interfaces: 2

Group: 239.1.1.1
  Source: 10.255.14.144
  Flags: sparse,spt
  Upstream interface: Local
  Upstream neighbor: Local
  Upstream state: Local Source, Local RP
  Keepalive timeout: 344
  Uptime: 00:03:49
  Downstream neighbors:
    Interface: so-1/0/0.0
      10.111.10.2 State: Join Flags: S Timeout: 174
      Uptime: 00:03:49 Time since last Prune: 00:01:49
    Interface: mt-1/1/0.32768
      10.10.47.100 State: Join Flags: S Timeout: Infinity
      Uptime: 00:03:49 Time since last Prune: 00:01:49
  Number of downstream interfaces: 2

Group: 239.1.1.1
  Source: 10.255.70.15
  Flags: sparse,spt
  Upstream interface: so-1/0/0.0
  Upstream neighbor: 10.111.10.2
  Upstream state: Local RP, Join to Source
  Keepalive timeout: 344
  Uptime: 00:03:49
  Downstream neighbors:
    Interface: Pseudo-GMP
      fe-0/0/0.0 fe-0/0/1.0 fe-0/0/3.0
    Interface: so-1/0/0.0 (pruned)
      10.111.10.2 State: Prune Flags: SR Timeout: 174
      Uptime: 00:03:49 Time since last Prune: 00:01:49
    Interface: mt-1/1/0.32768
      10.10.47.100 State: Join Flags: S Timeout: Infinity
      Uptime: 00:03:49 Time since last Prune: 00:01:49
  Number of downstream interfaces: 3

Instance: PIM.master Family: INET6
R = Rendezvous Point Tree, S = Sparse, W = Wildcard

```

### show pim join extensive (Bidirectional PIM)

```

user@host> show pim join extensive
Instance: PIM.master Family: INET
R = Rendezvous Point Tree, S = Sparse, W = Wildcard

Group: 224.1.1.0
  Bidirectional group prefix length: 24
  Source: *
  RP: 10.10.13.2
  Flags: bidirectional,rptree,wildcard
  Upstream interface: ge-0/0/1.0
  Upstream neighbor: 10.10.1.2
  Upstream state: None
  Uptime: 00:03:49
  Bidirectional accepting interfaces:
    Interface: ge-0/0/1.0 (RPF)
    Interface: lo0.0 (DF Winner)
  Number of downstream interfaces: 0

```

```

Group: 225.1.1.0
  Bidirectional group prefix length: 24
  Source: *
  RP: 10.10.13.2
  Flags: bidirectional,rptree,wildcard
  Upstream interface: ge-0/0/1.0
  Upstream neighbor: 10.10.1.2
  Upstream state: None
  Uptime: 00:03:49
  Bidirectional accepting interfaces:
    Interface: ge-0/0/1.0      (RPF)
    Interface: lo0.0          (DF Winner)
  Downstream neighbors:
    Interface: lt-1/0/10.24
      10.0.24.4 State: Join   RW   Timeout: 185
    Interface: lt-1/0/10.23
      10.0.23.3 State: Join   RW   Timeout: 184
  Number of downstream interfaces: 2

Group: 225.1.3.0
  Bidirectional group prefix length: 24
  Source: *
  RP: 10.10.1.3
  Flags: bidirectional,rptree,wildcard
  Upstream interface: ge-0/0/1.0 (RP Link)
  Upstream neighbor: Direct
  Upstream state: Local RP
  Uptime: 00:03:49
  Bidirectional accepting interfaces:
    Interface: ge-0/0/1.0      (RPF)
    Interface: lo0.0          (DF Winner)
    Interface: xe-4/1/0.0      (DF Winner)
  Number of downstream interfaces: 0

Instance: PIM.master Family: INET6
R = Rendezvous Point Tree, S = Sparse, W = Wildcard

```

#### show pim join extensive (Bidirectional PIM with a Directly Connected Phantom RP)

```

user@host> show pim join extensive
Instance: PIM.master Family: INET
R = Rendezvous Point Tree, S = Sparse, W = Wildcard

Group: 224.1.3.0
  Bidirectional group prefix length: 24
  Source: *
  RP: 10.10.1.3
  Flags: bidirectional,rptree,wildcard
  Upstream interface: ge-0/0/1.0 (RP Link)
  Upstream neighbor: Direct
  Upstream state: Local RP
  Uptime: 00:03:49
  Bidirectional accepting interfaces:
    Interface: ge-0/0/1.0      (RPF)
    Interface: lo0.0          (DF Winner)
    Interface: xe-4/1/0.0      (DF Winner)
  Number of downstream interfaces: 0

```

**show pim join instance <instance-name> extensive**

```

user@host> show pim join instance VPN-A extensive
Instance: PIM.VPN-A Family: INET
R = Rendezvous Point Tree, S = Sparse, W = Wildcard

Group: 235.1.1.2
Source: *
RP: 10.10.47.100
Flags: sparse,rptree,wildcard
Upstream interface: Local
Upstream neighbor: Local
Upstream state: Local RP
Uptime: 00:03:49
Downstream neighbors:
  Interface: mt-1/1/0.32768
    10.10.47.101 State: Join Flags: SRW Timeout: 156
    Uptime: 00:03:49 Time since last Join: 00:01:49
  Number of downstream interfaces: 1

Group: 235.1.1.2
Source: 192.168.195.74
Flags: sparse,spt
Upstream interface: at-0/3/1.0
Upstream neighbor: 10.111.30.2
Upstream state: Local RP, Join to Source
Keepalive timeout: 156
Uptime: 00:14:52

Group: 235.1.1.2
Source: 192.168.195.169
Flags: sparse
Upstream interface: so-1/0/1.0
Upstream neighbor: 10.111.20.2
Upstream state: Local RP, Join to Source
Keepalive timeout: 156
Uptime: 00:14:52

```

**show pim join extensive (Ingress Node with Multipoint LDP Inband Signaling for Point-to-Multipoint LSPs)**

```

user@host> show pim join extensive
Instance: PIM.master Family: INET
R = Rendezvous Point Tree, S = Sparse, W = Wildcard

Group: 232.1.1.1
Source: 192.168.219.11
Flags: sparse,spt
Upstream interface: fe-1/3/1.0
Upstream neighbor: Direct
Upstream state: Local Source
Keepalive timeout:
Uptime: 11:27:55
Downstream neighbors:
  Interface: Pseudo-MLDP
  Interface: lt-1/2/0.25
    1.2.5.2 State: Join Flags: S Timeout: Infinity
    Uptime: 11:27:55 Time since last Join: 11:27:55

Group: 232.1.1.2
Source: 192.168.219.11
Flags: sparse,spt

```

```
Upstream interface: fe-1/3/1.0
Upstream neighbor: Direct
Upstream state: Local Source
Keepalive timeout:
Uptime: 11:27:41
Downstream neighbors:
    Interface: Pseudo-MLDP

Group: 232.1.1.3
Source: 192.168.219.11
Flags: sparse,spt
Upstream interface: fe-1/3/1.0
Upstream neighbor: Direct
Upstream state: Local Source
Keepalive timeout:
Uptime: 11:27:41
Downstream neighbors:
    Interface: Pseudo-MLDP

Group: 232.2.2.2
Source: 1.2.7.7
Flags: sparse,spt
Upstream interface: lt-1/2/0.27
Upstream neighbor: Direct
Upstream state: Local Source
Keepalive timeout:
Uptime: 11:27:25
Downstream neighbors:
    Interface: Pseudo-MLDP

Instance: PIM.master Family: INET6
R = Rendezvous Point Tree, S = Sparse, W = Wildcard

Group: ff3e::1:2
Source: abcd::1:2:7:7
Flags: sparse,spt
Upstream interface: lt-1/2/0.27
Upstream neighbor: Direct
Upstream state: Local Source
Keepalive timeout:
Uptime: 11:27:26
Downstream neighbors:
    Interface: Pseudo-MLDP
```

#### show pim join extensive (Egress Node with Multipoint LDP Inband Signaling for Point-to-Multipoint LSPs)

```
user@host> show pim join extensive
Instance: PIM.master Family: INET
R = Rendezvous Point Tree, S = Sparse, W = Wildcard

Group: 227.1.1.1
Source: *
RP: 1.1.1.1
Flags: sparse,rptree,wildcard
Upstream interface: Local
Upstream neighbor: Local
Upstream state: Local RP
Uptime: 11:31:33
Downstream neighbors:
    Interface: fe-1/3/0.0
    192.168.209.9 State: Join Flags: SRW Timeout: Infinity
```

Uptime: 11:31:33 Time since last Join: 11:31:32

Group: 232.1.1.1

Source: 192.168.219.11  
 Flags: sparse,spt  
 Upstream protocol: MLDP  
 Upstream interface: Pseudo MLDP  
 Upstream neighbor: MLDP LSP root <1.1.1.2>  
 Upstream state: Join to Source  
 Keepalive timeout:  
 Uptime: 11:31:32  
 Downstream neighbors:  
   Interface: so-0/1/3.0  
     192.168.92.9 State: Join Flags: S   Timeout: Infinity  
     Uptime: 11:31:30 Time since last Join: 11:31:30  
 Downstream neighbors:  
   Interface: fe-1/3/0.0  
     192.168.209.9 State: Join Flags: S   Timeout: Infinity  
     Uptime: 11:31:32 Time since last Join: 11:31:32

Group: 232.1.1.2

Source: 192.168.219.11  
 Flags: sparse,spt  
 Upstream protocol: MLDP  
 Upstream interface: Pseudo MLDP  
 Upstream neighbor: MLDP LSP root <1.1.1.2>  
 Upstream state: Join to Source  
 Keepalive timeout:  
 Uptime: 11:31:32  
 Downstream neighbors:  
   Interface: so-0/1/3.0  
     192.168.92.9 State: Join Flags: S   Timeout: Infinity  
     Uptime: 11:31:30 Time since last Join: 11:31:30  
 Downstream neighbors:  
   Interface: lt-1/2/0.14  
     1.1.4.4 State: Join Flags: S Timeout: 177  
     Uptime: 11:30:33 Time since last Join: 00:00:33  
 Downstream neighbors:  
   Interface: fe-1/3/0.0  
     192.168.209.9 State: Join Flags: S   Timeout: Infinity  
     Uptime: 11:31:32 Time since last Join: 11:31:32

Group: 232.1.1.3

Source: 192.168.219.11  
 Flags: sparse,spt  
 Upstream protocol: MLDP  
 Upstream interface: Pseudo MLDP  
 Upstream neighbor: MLDP LSP root <1.1.1.2>  
 Upstream state: Join to Source  
 Keepalive timeout:  
 Uptime: 11:31:32  
 Downstream neighbors:  
   Interface: fe-1/3/0.0  
     192.168.209.9 State: Join Flags: S   Timeout: Infinity  
     Uptime: 11:31:32 Time since last Join: 11:31:32

Group: 232.2.2.2

Source: 1.2.7.7  
 Flags: sparse,spt  
 Upstream protocol: MLDP  
 Upstream interface: Pseudo MLDP

```
Upstream neighbor: MLDP LSP root <1.1.1.2>
Upstream state: Join to Source
Keepalive timeout:
Uptime: 11:31:30
Downstream neighbors:
  Interface: so-0/1/3.0
    192.168.92.9 State: Join Flags: S   Timeout: Infinity
    Uptime: 11:31:30 Time since last Join: 11:31:30

Instance: PIM.master Family: INET6
R = Rendezvous Point Tree, S = Sparse, W = Wildcard

Group: ff3e::1:2
Source: abcd::1:2:7:7
Flags: sparse,spt
Upstream protocol: MLDP
Upstream interface: Pseudo MLDP
Upstream neighbor: MLDP LSP root <1.1.1.2>
Upstream state: Join to Source
Keepalive timeout:
Uptime: 11:31:32
Downstream neighbors:
  Interface: fe-1/3/0.0
    fe80::21f:12ff:fea5:c4db State: Join Flags: S   Timeout: Infinity
    Uptime: 11:31:32 Time since last Join: 11:31:32
```

#### show pim join extensive (Multipoint LDP with Multicast-Only Fast Reroute)

```
user@host> show pim join 225.1.1.1 extensive sg
Instance: PIM.master Family: INET
R = Rendezvous Point Tree, S = Sparse, W = Wildcard

Group: 225.1.1.1
Source: 10.0.0.1
Flags: sparse,spt
Active upstream interface: fe-1/2/13.0
Active upstream neighbor: 10.0.0.9
MoFRR Backup upstream interface: fe-1/2/14.0
MoFRR Backup upstream neighbor: 10.0.0.21
Upstream state: Join to Source, No Prune to RP
Keepalive timeout: 354
Uptime: 00:00:06
Downstream neighbors:
  Interface: fe-1/2/15.0
    10.0.0.13 State: Join Flags: S   Timeout: Infinity
    Uptime: 00:00:06 Time since last Join: 00:00:06
  Number of downstream interfaces: 1
```

## show pim neighbors

|                                                     |                                                                                                                                                                                                                                                                                                                                                                                                                                                                                                                                                                                                                                                                                                  |
|-----------------------------------------------------|--------------------------------------------------------------------------------------------------------------------------------------------------------------------------------------------------------------------------------------------------------------------------------------------------------------------------------------------------------------------------------------------------------------------------------------------------------------------------------------------------------------------------------------------------------------------------------------------------------------------------------------------------------------------------------------------------|
| <b>List of Syntax</b>                               | <a href="#">Syntax on page 371</a><br><a href="#">Syntax (EX Series Switch and the QFX Series) on page 371</a>                                                                                                                                                                                                                                                                                                                                                                                                                                                                                                                                                                                   |
| <b>Syntax</b>                                       | <pre>show pim neighbors &lt;brief   detail&gt; &lt;inet   inet6&gt; &lt;instance (instance-name   all)&gt; &lt;logical-system (all   logical-system-name)&gt;</pre>                                                                                                                                                                                                                                                                                                                                                                                                                                                                                                                              |
| <b>Syntax (EX Series Switch and the QFX Series)</b> | <pre>show pim neighbors &lt;brief   detail&gt; &lt;inet   inet6&gt; &lt;instance (instance-name   all)&gt;</pre>                                                                                                                                                                                                                                                                                                                                                                                                                                                                                                                                                                                 |
| <b>Release Information</b>                          | <p>Command introduced before Junos OS Release 7.4.</p> <p>Command introduced in Junos OS Release 9.0 for EX Series switches.</p> <p><b>inet6</b> and <b>instance</b> options introduced in Junos OS Release 10.0 for EX Series switches.</p> <p>Command introduced in Junos OS Release 11.3 for the QFX Series.</p> <p>Support for bidirectional PIM added in Junos OS Release 12.1.</p> <p>Support for the <b>instance all</b> option added in Junos OS Release 12.1.</p> <p>Command introduced in Junos OS Release 14.1X53-D20 for the OCX Series.</p>                                                                                                                                         |
| <b>Description</b>                                  | Display information about Protocol Independent Multicast (PIM) neighbors.                                                                                                                                                                                                                                                                                                                                                                                                                                                                                                                                                                                                                        |
| <b>Options</b>                                      | <p><b>none</b>—(Same as <b>brief</b>) Display standard information about PIM neighbors for all supported family addresses for the main instance.</p> <p><b>brief   detail</b>—(Optional) Display the specified level of output.</p> <p><b>inet   inet6</b>—(Optional) Display information about PIM neighbors for IPv4 or IPv6 family addresses, respectively.</p> <p><b>instance (instance-name   all)</b>—(Optional) Display information about neighbors for the specified PIM-enabled routing instance or for all routing instances.</p> <p><b>logical-system (all   logical-system-name)</b>—(Optional) Perform this operation on all logical systems or on a particular logical system.</p> |
| <b>Required Privilege Level</b>                     | view                                                                                                                                                                                                                                                                                                                                                                                                                                                                                                                                                                                                                                                                                             |
| <b>List of Sample Output</b>                        | <a href="#">show pim neighbors on page 373</a><br><a href="#">show pim neighbors brief on page 373</a><br><a href="#">show pim neighbors instance on page 373</a><br><a href="#">show pim neighbors detail on page 373</a><br><a href="#">show pim neighbors detail (With BFD) on page 374</a>                                                                                                                                                                                                                                                                                                                                                                                                   |
| <b>Output Fields</b>                                | <p><a href="#">Table 27 on page 372</a> describes the output fields for the <b>show pim neighbors</b> command. Output fields are listed in the approximate order in which they appear.</p>                                                                                                                                                                                                                                                                                                                                                                                                                                                                                                       |

Table 27: show pim neighbors Output Fields

| Field Name                                       | Field Description                                                                                                                                                                                                                                                                                                                                | Level of Output   |
|--------------------------------------------------|--------------------------------------------------------------------------------------------------------------------------------------------------------------------------------------------------------------------------------------------------------------------------------------------------------------------------------------------------|-------------------|
| <b>Instance</b>                                  | Name of the routing instance.                                                                                                                                                                                                                                                                                                                    | All levels        |
| <b>Interface</b>                                 | Interface through which the neighbor is reachable.                                                                                                                                                                                                                                                                                               | All levels        |
| <b>Neighbor addr</b>                             | Address of the neighboring PIM routing device.                                                                                                                                                                                                                                                                                                   | All levels        |
| <b>IP</b>                                        | IP version: 4 or 6.                                                                                                                                                                                                                                                                                                                              | All levels        |
| <b>V</b>                                         | PIM version running on the neighbor: 1 or 2.                                                                                                                                                                                                                                                                                                     | All levels        |
| <b>Mode</b>                                      | PIM mode of the neighbor: <b>Sparse</b> , <b>Dense</b> , <b>SparseDense</b> , or <b>Unknown</b> . When the neighbor is running PIM version 2, this mode is always <b>Unknown</b> .                                                                                                                                                               | All levels        |
| <b>Option</b>                                    | Can be one or more of the following: <ul style="list-style-type: none"> <li>• <b>B</b>—Bidirectional Capable.</li> <li>• <b>G</b>—Generation Identifier.</li> <li>• <b>H</b>—Hello Option Holdtime.</li> <li>• <b>L</b>—Hello Option LAN Prune Delay.</li> <li>• <b>P</b>—Hello Option DR Priority.</li> <li>• <b>T</b>—Tracking bit.</li> </ul> | <b>brief</b> none |
| <b>Uptime</b>                                    | Time the neighbor has been operational since the PIM process was last initialized, in the format <b>dd:hh:mm:ss ago</b> for less than a week and <b>nwnd:hh:mm:ss ago</b> for more than a week.                                                                                                                                                  | All levels        |
| <b>Address</b>                                   | Address of the neighboring PIM routing device.                                                                                                                                                                                                                                                                                                   | <b>detail</b>     |
| <b>BFD</b>                                       | Status and operational state of the Bidirectional Forwarding Detection (BFD) protocol on the interface: <b>Enabled</b> , <b>Operational state is up</b> , or <b>Disabled</b> .                                                                                                                                                                   | <b>detail</b>     |
| <b>Hello Option Holdtime</b>                     | Time for which the neighbor is available, in seconds. The range of values is 0 through 65,535.                                                                                                                                                                                                                                                   | <b>detail</b>     |
| <b>Hello Default Holdtime</b>                    | Default holdtime and the time remaining if the <b>holdtime</b> option is not in the received hello message.                                                                                                                                                                                                                                      | <b>detail</b>     |
| <b>Hello Option DR Priority</b>                  | Designated router election priority. The range of values is 0 through 255.                                                                                                                                                                                                                                                                       | <b>detail</b>     |
| <b>Hello Option Generation ID</b>                | 9-digit or 10-digit number used to tag hello messages.                                                                                                                                                                                                                                                                                           | <b>detail</b>     |
| <b>Hello Option Bi-Directional PIM supported</b> | Neighbor can process bidirectional PIM messages.                                                                                                                                                                                                                                                                                                 | <b>detail</b>     |
| <b>Hello Option LAN Prune Delay</b>              | Time to wait before the neighbor receives prune messages, in the format <b>delay nnn ms override nnnn ms</b> .                                                                                                                                                                                                                                   | <b>detail</b>     |



Table 27: show pim neighbors Output Fields (*continued*)

| Field Name                 | Field Description                                                                                                                                                                                                                                                                   | Level of Output |
|----------------------------|-------------------------------------------------------------------------------------------------------------------------------------------------------------------------------------------------------------------------------------------------------------------------------------|-----------------|
| Join Suppression supported | Neighbor is capable of join suppression.                                                                                                                                                                                                                                            | detail          |
| Rx Join                    | Information about joins received from the neighbor. <ul style="list-style-type: none"> <li><b>Group</b>—Group addresses in the join message.</li> <li><b>Source</b>—Address of the source in the join message.</li> <li><b>Timeout</b>—Time for which the join is valid.</li> </ul> | detail          |

## Sample Output

### show pim neighbors

```

user@host> show pim neighbors
Instance: PIM.master
B = Bidirectional Capable, G = Generation Identifier,
H = Hello Option Holdtime, L = Hello Option LAN Prune Delay,
P = Hello Option DR Priority, T = Tracking bit

Interface      IP V Mode      Option      Uptime Neighbor addr
so-1/0/0.0      4 2            HPLG        00:07:10 10.111.10.2

```

### show pim neighbors brief

The output for the **show pim neighbors brief** command is identical to that for the **show pim neighbors** command. For sample output, see [show pim neighbors on page 373](#).

### show pim neighbors instance

```

user@host> show pim neighbors instance VPN-A
Instance: PIM.VPN-A
B = Bidirectional Capable, G = Generation Identifier,
H = Hello Option Holdtime, L = Hello Option LAN Prune Delay,
P = Hello Option DR Priority, T = Tracking bit

Interface      IP V Mode      Option      Uptime Neighbor addr
at-0/3/1.0      4 2            HPLG        00:07:54 10.111.30.2
mt-1/1/0.32768  4 2            HPLG        00:07:22 10.10.47.101
so-1/0/1.0      4 2            HPLG        00:07:50 10.111.20.2

```

### show pim neighbors detail

```

user@host> show pim neighbors detail
Instance: PIM.master
Interface: ge-0/0/1.0

Address: 10.10.1.1, IPv4, PIM v2, Mode: SparseDense, sg Join Count: 0, tsf
Join Count: 2
Hello Option Holdtime: 65535 seconds
Hello Option DR Priority: 1
Hello Option Generation ID: 2053759302
Hello Option Bi-Directional PIM supported
Hello Option LAN Prune Delay: delay 500 ms override 2000 ms
Join Suppression supported

```

```
Address: 10.10.1.2, IPv4, PIM v2, sg Join Count: 0, tsg Join Count: 2
  BFD: Disabled
  Hello Option Holdtime: 105 seconds 93 remaining
  Hello Option DR Priority: 1
  Hello Option Generation ID: 1734018161
  Hello Option Bi-Directional PIM supported
  Hello Option LAN Prune Delay: delay 500 ms override 2000 ms
                                Join Suppression supported
```

Interface: lo0.0

```
Address: 10.255.179.246, IPv4, PIM v2, Mode: SparseDense, sg Join Count:
0, tsg Join Count: 0
  Hello Option Holdtime: 65535 seconds
  Hello Option DR Priority: 1
  Hello Option Generation ID: 1997462267
  Hello Option Bi-Directional PIM supported
  Hello Option LAN Prune Delay: delay 500 ms override 2000 ms
                                Join Suppression supported
```

#### show pim neighbors detail (With BFD)

```
user@host> show pim neighbors detail
```

Instance: PIM.master

Interface: fe-1/0/0.0

```
Address: 192.168.11.1, IPv4, PIM v2, Mode: Sparse
  Hello Option Holdtime: 65535 seconds
  Hello Option DR Priority: 1
  Hello Option Generation ID: 836607909
  Hello Option LAN Prune Delay: delay 500 ms override 2000 ms
```

```
Address: 192.168.11.2, IPv4, PIM v2
  BFD: Enabled, Operational state is up
  Hello Default Holdtime: 105 seconds 104 remaining
  Hello Option DR Priority: 1
  Hello Option Generation ID: 1907549685
  Hello Option LAN Prune Delay: delay 500 ms override 2000 ms
```

Interface: fe-1/0/1.0

```
Address: 192.168.12.1, IPv4, PIM v2
  BFD: Disabled
  Hello Default Holdtime: 105 seconds 80 remaining
  Hello Option DR Priority: 1
  Hello Option Generation ID: 1971554705
  Hello Option LAN Prune Delay: delay 500 ms override 2000 ms
```

## show pim rps

|                                                     |                                                                                                                                                                                                                                                                                                                                                                                                                                                                                                                                                                                                                                                                                                                                                                                                      |
|-----------------------------------------------------|------------------------------------------------------------------------------------------------------------------------------------------------------------------------------------------------------------------------------------------------------------------------------------------------------------------------------------------------------------------------------------------------------------------------------------------------------------------------------------------------------------------------------------------------------------------------------------------------------------------------------------------------------------------------------------------------------------------------------------------------------------------------------------------------------|
| <b>List of Syntax</b>                               | <a href="#">Syntax on page 375</a><br><a href="#">Syntax (EX Series Switch and the QFX Series) on page 375</a>                                                                                                                                                                                                                                                                                                                                                                                                                                                                                                                                                                                                                                                                                       |
| <b>Syntax</b>                                       | <pre>show pim rps &lt;brief   detail   extensive&gt; &lt;group-address&gt; &lt;inet   inet6&gt; &lt;instance instance-name&gt; &lt;logical-system (all   logical-system-name)&gt;</pre>                                                                                                                                                                                                                                                                                                                                                                                                                                                                                                                                                                                                              |
| <b>Syntax (EX Series Switch and the QFX Series)</b> | <pre>show pim rps &lt;brief   detail   extensive&gt; &lt;group-address&gt; &lt;inet   inet6&gt; &lt;instance instance-name&gt;</pre>                                                                                                                                                                                                                                                                                                                                                                                                                                                                                                                                                                                                                                                                 |
| <b>Release Information</b>                          | <p>Command introduced before Junos OS Release 7.4.</p> <p>Command introduced in Junos OS Release 9.0 for EX Series switches.</p> <p><b>inet6</b> and <b>instance</b> options introduced in Junos OS Release 10.0 for EX Series switches.</p> <p>Command introduced in Junos OS Release 11.3 for the QFX Series.</p> <p>Support for bidirectional PIM added in Junos OS Release 12.1.</p> <p>Command introduced in Junos OS Release 14.1X53-D20 for the OCX Series.</p>                                                                                                                                                                                                                                                                                                                               |
| <b>Description</b>                                  | Display information about Protocol Independent Multicast (PIM) rendezvous points (RPs).                                                                                                                                                                                                                                                                                                                                                                                                                                                                                                                                                                                                                                                                                                              |
| <b>Options</b>                                      | <p><b>none</b>—Display standard information about PIM RPs for all groups and family addresses for all routing instances.</p> <p><b>brief   detail   extensive</b>—(Optional) Display the specified level of output.</p> <p><b>group-address</b>—(Optional) Display the RPs for a particular group. If you specify a group address, the output lists the routing device that is the RP for that group.</p> <p><b>inet   inet6</b>—(Optional) Display information for IPv4 or IPv6 family addresses, respectively.</p> <p><b>instance instance-name</b>—(Optional) Display information about RPs for a specific PIM-enabled routing instance.</p> <p><b>logical-system (all   logical-system-name)</b>—(Optional) Perform this operation on all logical systems or on a particular logical system.</p> |
| <b>Required Privilege Level</b>                     | view                                                                                                                                                                                                                                                                                                                                                                                                                                                                                                                                                                                                                                                                                                                                                                                                 |
| <b>Related Documentation</b>                        | <ul style="list-style-type: none"> <li>• <a href="#">Example: Configuring Bidirectional PIM</a></li> </ul>                                                                                                                                                                                                                                                                                                                                                                                                                                                                                                                                                                                                                                                                                           |
| <b>List of Sample Output</b>                        | <a href="#">show pim rps on page 378</a><br><a href="#">show pim rps brief on page 378</a>                                                                                                                                                                                                                                                                                                                                                                                                                                                                                                                                                                                                                                                                                                           |

[show pim rps <group-address> \(Bidirectional PIM\) on page 378](#)  
[show pim rps <group-address> \(PIM Dense Mode\) on page 378](#)  
[show pim rps <group-address> \(SSM Range Without asm-override-ssm Configured\) on page 378](#)  
[show pim rps <group-address> \(SSM Range With asm-override-ssm Configured and a Sparse-Mode RP\) on page 379](#)  
[show pim rps <group-address> \(SSM Range With asm-override-ssm Configured and a Bidirectional RP\) on page 379](#)  
[show pim rps instance on page 379](#)  
[show pim rps extensive \(PIM Sparse Mode\) on page 379](#)  
[show pim rps extensive \(Bidirectional PIM\) on page 380](#)  
[show pim rps extensive \(PIM Anycast RP in Use\) on page 380](#)

**Output Fields** [Table 28 on page 376](#) describes the output fields for the **show pim rps** command. Output fields are listed in the approximate order in which they appear.

**Table 28: show pim rps Output Fields**

| Field Name                      | Field Description                                                                                                                                                                                                                                                                                                                                                                          | Level of Output         |
|---------------------------------|--------------------------------------------------------------------------------------------------------------------------------------------------------------------------------------------------------------------------------------------------------------------------------------------------------------------------------------------------------------------------------------------|-------------------------|
| <b>Instance</b>                 | Name of the routing instance.                                                                                                                                                                                                                                                                                                                                                              | All levels              |
| <b>Family or Address family</b> | Name of the address family: <b>inet</b> (IPv4) or <b>inet6</b> (IPv6).                                                                                                                                                                                                                                                                                                                     | All levels              |
| <b>RP address</b>               | Address of the rendezvous point.                                                                                                                                                                                                                                                                                                                                                           | All levels              |
| <b>Type</b>                     | Type of RP: <ul style="list-style-type: none"> <li><b>auto-rp</b>—Address of the RP known through the Auto-RP protocol.</li> <li><b>bootstrap</b>—Address of the RP known through the bootstrap router protocol (BSR).</li> <li><b>embedded</b>—Address of the RP known through an embedded RP (IPv6).</li> <li><b>static</b>—Address of RP known through static configuration.</li> </ul> | <b>brief none</b>       |
| <b>Holdtime</b>                 | How long to keep the RP active, with time remaining, in seconds.                                                                                                                                                                                                                                                                                                                           | All levels              |
| <b>Timeout</b>                  | How long until the local routing device determines the RP to be unreachable, in seconds.                                                                                                                                                                                                                                                                                                   | All levels              |
| <b>Groups</b>                   | Number of groups currently using this RP.                                                                                                                                                                                                                                                                                                                                                  | All levels              |
| <b>Group prefixes</b>           | Addresses of groups that this RP can span.                                                                                                                                                                                                                                                                                                                                                 | <b>brief none</b>       |
| <b>Learned via</b>              | Address and method by which the RP was learned.                                                                                                                                                                                                                                                                                                                                            | <b>detail extensive</b> |
| <b>Mode</b>                     | The PIM mode of the RP: bidirectional or sparse.<br><br>If a sparse and bidirectional RPs are configured with the same RP address, they appear as separate entries in both formats.                                                                                                                                                                                                        | All levels              |
| <b>Time Active</b>              | How long the RP has been active, in the format <b>hh:mm:ss</b> .                                                                                                                                                                                                                                                                                                                           | <b>detail extensive</b> |

Table 28: show pim rps Output Fields (*continued*)

| Field Name                            | Field Description                                                                                                                                                                                                                                                                                                                                                                                                                                                                                                                                                                                                                                                                                                                                                                                                                                                                                                                                                                                                                                                                                                                                                                                              | Level of Output                                     |
|---------------------------------------|----------------------------------------------------------------------------------------------------------------------------------------------------------------------------------------------------------------------------------------------------------------------------------------------------------------------------------------------------------------------------------------------------------------------------------------------------------------------------------------------------------------------------------------------------------------------------------------------------------------------------------------------------------------------------------------------------------------------------------------------------------------------------------------------------------------------------------------------------------------------------------------------------------------------------------------------------------------------------------------------------------------------------------------------------------------------------------------------------------------------------------------------------------------------------------------------------------------|-----------------------------------------------------|
| <b>Device Index</b>                   | Index value of the order in which Junos OS finds and initializes the interface.<br><br>For bidirectional RPs, the <b>Device Index</b> output field is omitted because bidirectional RPs do not require encapsulation and de-encapsulation interfaces.                                                                                                                                                                                                                                                                                                                                                                                                                                                                                                                                                                                                                                                                                                                                                                                                                                                                                                                                                          | <b>detail extensive</b>                             |
| <b>Subunit</b>                        | Logical unit number of the interface.<br><br>For bidirectional RPs, the <b>Subunit</b> output field is omitted because bidirectional RPs do not require encapsulation and de-encapsulation interfaces.                                                                                                                                                                                                                                                                                                                                                                                                                                                                                                                                                                                                                                                                                                                                                                                                                                                                                                                                                                                                         | <b>detail extensive</b>                             |
| <b>Interface</b>                      | Either the encapsulation or the de-encapsulation logical interface, depending on whether this routing device is a designated router (DR) facing an RP router, or is the local RP, respectively.<br><br>For bidirectional RPs, the <b>Interface</b> output field is omitted because bidirectional RPs do not require encapsulation and de-encapsulation interfaces.                                                                                                                                                                                                                                                                                                                                                                                                                                                                                                                                                                                                                                                                                                                                                                                                                                             | <b>detail extensive</b>                             |
| <b>Group Ranges</b>                   | Addresses of groups that this RP spans.                                                                                                                                                                                                                                                                                                                                                                                                                                                                                                                                                                                                                                                                                                                                                                                                                                                                                                                                                                                                                                                                                                                                                                        | <b>detail extensive</b><br><br><i>group-address</i> |
| <b>Active groups using RP</b>         | Number of groups currently using this RP.                                                                                                                                                                                                                                                                                                                                                                                                                                                                                                                                                                                                                                                                                                                                                                                                                                                                                                                                                                                                                                                                                                                                                                      | <b>detail extensive</b>                             |
| <b>total</b>                          | Total number of active groups for this RP.                                                                                                                                                                                                                                                                                                                                                                                                                                                                                                                                                                                                                                                                                                                                                                                                                                                                                                                                                                                                                                                                                                                                                                     | <b>detail extensive</b>                             |
| <b>Register State for RP</b>          | Current register state for each group:<br><ul style="list-style-type: none"> <li>• <b>Group</b>—Multicast group address.</li> <li>• <b>Source</b>—Multicast source address for which the PIM register is sent or received, depending on whether this router is a designated router facing an RP router, or is the local RP, respectively:</li> <li>• <b>First Hop</b>—PIM-designated routing device that sent the Register message (the source address in the IP header).</li> <li>• <b>RP Address</b>—RP to which the Register message was sent (the destination address in the IP header).</li> <li>• <b>State</b>:<br/>On the designated router: <ul style="list-style-type: none"> <li>• <b>Send</b>—Sending Register messages.</li> <li>• <b>Probe</b>—Sent a null register. If a Register-Stop message does not arrive in 5 seconds, the designated router resumes sending Register messages.</li> <li>• <b>Suppress</b>—Received a Register-Stop message. The designated router is waiting for the timer to resume before changing to <b>Probe</b> state.</li> </ul> </li> <li>• On the RP: <ul style="list-style-type: none"> <li>• <b>Receive</b>—Receiving Register messages.</li> </ul> </li> </ul> | <b>extensive</b>                                    |
| <b>Anycast-PIM rpset</b>              | If anycast RP is configured, the addresses of the RPs in the set.                                                                                                                                                                                                                                                                                                                                                                                                                                                                                                                                                                                                                                                                                                                                                                                                                                                                                                                                                                                                                                                                                                                                              | <b>extensive</b>                                    |
| <b>Anycast-PIM local address used</b> | If anycast RP is configured, the local address used by the RP.                                                                                                                                                                                                                                                                                                                                                                                                                                                                                                                                                                                                                                                                                                                                                                                                                                                                                                                                                                                                                                                                                                                                                 | <b>extensive</b>                                    |

Table 28: show pim rps Output Fields (*continued*)

| Field Name                        | Field Description                                                                                                                                                                                                                                                                                                                                                                                                                                                                                                                                                                                                                                                                  | Level of Output      |
|-----------------------------------|------------------------------------------------------------------------------------------------------------------------------------------------------------------------------------------------------------------------------------------------------------------------------------------------------------------------------------------------------------------------------------------------------------------------------------------------------------------------------------------------------------------------------------------------------------------------------------------------------------------------------------------------------------------------------------|----------------------|
| <b>Anycast-PIM Register State</b> | <p>If anycast RP is configured, the current register state for each group:</p> <ul style="list-style-type: none"> <li>• <b>Group</b>—Multicast group address.</li> <li>• <b>Source</b>—Multicast source address for which the PIM register is sent or received, depending on whether this routing device is a designated router facing an RP router, or is the local RP, respectively.</li> <li>• <b>Origin</b>—How the information was obtained: <ul style="list-style-type: none"> <li>• <b>DIRECT</b>—From a local attachment</li> <li>• <b>MSDP</b>—From the Multicast Source Discovery Protocol (MSDP)</li> <li>• <b>DR</b>—From the designated router</li> </ul> </li> </ul> | <b>extensive</b>     |
| <b>RP selected</b>                | For sparse mode and bidirectional mode, the identity of the RP for the specified group address.                                                                                                                                                                                                                                                                                                                                                                                                                                                                                                                                                                                    | <i>group-address</i> |

## Sample Output

### show pim rps

```

user@host> show pim rps
Instance: PIM.master
Address family INET
RP address      Type      Mode    Holdtime Timeout Groups  Group prefixes
10.10.1.3       static    bidir    150      None      2  224.1.3.0/24
                225.1.3.0/24
10.10.13.2      static    bidir    150      None      2  224.1.1.0/24
                225.1.1.0/24

```

### show pim rps brief

The output for the **show pim rps brief** command is identical to that for the **show pim rps** command. For sample output, see [show pim rps on page 378](#).

### show pim rps <group-address> (Bidirectional PIM)

```

user@host> show pim rps 224.1.1.1
Instance: PIM.master

224.1.0.0/16
11.4.12.75 (Bidirectional)

RP selected: 11.4.12.75

```

### show pim rps <group-address> (PIM Dense Mode)

```

user@host> show pim rps 224.1.1.1
Instance: PIM.master

Dense Mode active for group 224.1.1.1

```

### show pim rps <group-address> (SSM Range Without asm-override-ssm Configured)

```

user@host> show pim rps 224.1.1.1

```

Instance: PIM.master

Source-specific Mode (SSM) active for group 224.1.1.1

#### show pim rps <group-address> (SSM Range With asm-override-ssm Configured and a Sparse-Mode RP)

user@host> show pim rps 224.1.1.1

Instance: PIM.master

Source-specific Mode (SSM) active with Sparse Mode ASM override for group 224.1.1.1

224.1.0.0/16  
11.4.12.75

RP selected: 11.4.12.75

#### show pim rps <group-address> (SSM Range With asm-override-ssm Configured and a Bidirectional RP)

user@host> show pim rps 224.1.1.1

Instance: PIM.master

Source-specific Mode (SSM) active with Sparse Mode ASM override for group 224.1.1.1

224.1.0.0/16  
11.4.12.75 (Bidirectional)

RP selected: (null)

#### show pim rps instance

user@host> show pim rps instance VPN-A

Instance: PIM.VPN-A

Address family INET

| RP address   | Type   | Holdtime | Timeout | Groups | Group prefixes |
|--------------|--------|----------|---------|--------|----------------|
| 10.10.47.100 | static | 0        | None    | 1      | 224.0.0.0/4    |

Address family INET6

#### show pim rps extensive (PIM Sparse Mode)

user@host> show pim rps extensive

Instance: PIM.master

Family: INET

RP: 10.255.245.91

Learned via: static configuration

Time Active: 00:05:48

Holdtime: 45 with 36 remaining

Device Index: 122

Subunit: 32768

Interface: pd-6/0/0.32768

Group Ranges:

224.0.0.0/4, 36s remaining

Active groups using RP:

225.1.1.1

total 1 groups active

Register State for RP:

| Group     | Source         | FirstHop      | RP Address    | State   | Timeout |
|-----------|----------------|---------------|---------------|---------|---------|
| 225.1.1.1 | 192.168.195.78 | 10.255.14.132 | 10.255.245.91 | Receive | 0       |

**show pim rps extensive (Bidirectional PIM)**

```
user@host> show pim rps extensive
Instance: PIM.master
Address family INET

RP: 10.10.1.3
Learned via: static configuration
Mode: Bidirectional
Time Active: 01:58:07
Holdtime: 150
Group Ranges:
    224.1.3.0/24
    225.1.3.0/24

RP: 10.10.13.2
Learned via: static configuration
Mode: Bidirectional
Time Active: 01:58:07
Holdtime: 150
Group Ranges:
    224.1.1.0/24
    225.1.1.0/24
```

**show pim rps extensive (PIM Anycast RP in Use)**

```
user@host> show pim rps extensive
Instance: PIM.master

Family: INET
RP: 10.10.10.2
Learned via: static configuration
Time Active: 00:54:52
Holdtime: 0
Device Index: 130
Subunit: 32769
Interface: pimd.32769
Group Ranges:
    224.0.0.0/4
Active groups using RP:
    224.10.10.10

    total 1 groups active

Anycast-PIM rpset:
    10.100.111.34
    10.100.111.17
    10.100.111.55

Anycast-PIM local address used: 10.100.111.1
Anycast-PIM Register State:

```

| Group        | Source     | Origin |
|--------------|------------|--------|
| 224.1.1.1    | 10.10.95.2 | DIRECT |
| 224.1.1.2    | 10.10.95.2 | DIRECT |
| 224.10.10.10 | 10.10.70.1 | MSDP   |
| 224.10.10.11 | 10.10.70.1 | MSDP   |
| 224.20.20.1  | 10.10.71.1 | DR     |

```
Address family INET6

Anycast-PIM rpset:
```



```
ab::1
ab::2
Anycast-PIM local address used: cd::1
```

Anycast-PIM Register State:

| Group         | Source       | Origin |
|---------------|--------------|--------|
| ::224.1.1.1   | ::10.10.95.2 | DIRECT |
| ::224.1.1.2   | ::10.10.95.2 | DIRECT |
| ::224.20.20.1 | ::10.10.71.1 | DR     |

## show pim source

---

|                                                     |                                                                                                                                                                                                                                                                                                                                                                                                                                                                                                                                                                                                                                                                                                                                            |
|-----------------------------------------------------|--------------------------------------------------------------------------------------------------------------------------------------------------------------------------------------------------------------------------------------------------------------------------------------------------------------------------------------------------------------------------------------------------------------------------------------------------------------------------------------------------------------------------------------------------------------------------------------------------------------------------------------------------------------------------------------------------------------------------------------------|
| <b>List of Syntax</b>                               | <a href="#">Syntax on page 382</a><br><a href="#">Syntax (EX Series Switch and the QFX Series) on page 382</a>                                                                                                                                                                                                                                                                                                                                                                                                                                                                                                                                                                                                                             |
| <b>Syntax</b>                                       | <pre>show pim source &lt;brief   detail&gt; &lt;inet   inet6&gt; &lt;instance <i>instance-name</i>&gt; &lt;logical-system (all   <i>logical-system-name</i>)&gt; &lt;source-prefix&gt;</pre>                                                                                                                                                                                                                                                                                                                                                                                                                                                                                                                                               |
| <b>Syntax (EX Series Switch and the QFX Series)</b> | <pre>show pim source &lt;brief   detail&gt; &lt;inet   inet6&gt; &lt;instance <i>instance-name</i>&gt; &lt;source-prefix&gt;</pre>                                                                                                                                                                                                                                                                                                                                                                                                                                                                                                                                                                                                         |
| <b>Release Information</b>                          | Command introduced before Junos OS Release 7.4.<br>Command introduced in Junos OS Release 9.0 for EX Series switches.<br><b>inet6</b> and <b>instance</b> options introduced in Junos OS Release 10.0 for EX Series switches.<br>Command introduced in Junos OS Release 11.3 for the QFX Series.<br>Command introduced in Junos OS Release 14.1X53-D20 for the OCX Series.                                                                                                                                                                                                                                                                                                                                                                 |
| <b>Description</b>                                  | Display information about the Protocol Independent Multicast (PIM) source reverse path forwarding (RPF) state.                                                                                                                                                                                                                                                                                                                                                                                                                                                                                                                                                                                                                             |
| <b>Options</b>                                      | <p><b>none</b>—Display standard information about the PIM RPF state for all supported family addresses for all routing instances.</p> <p><b>brief   detail</b>—(Optional) Display the specified level of output.</p> <p><b>inet   inet6</b>—(Optional) Display information for IPv4 or IPv6 family addresses, respectively.</p> <p><b>instance <i>instance-name</i></b>—(Optional) Display information about the RPF state for a specific PIM-enabled routing instance.</p> <p><b>logical-system (all   <i>logical-system-name</i>)</b>—(Optional) Perform this operation on all logical systems or on a particular logical system.</p> <p><b>source-prefix</b>—(Optional) Display the state for source RPF states in the given range.</p> |
| <b>Required Privilege Level</b>                     | view                                                                                                                                                                                                                                                                                                                                                                                                                                                                                                                                                                                                                                                                                                                                       |
| <b>List of Sample Output</b>                        | <a href="#">show pim source on page 383</a><br><a href="#">show pim source brief on page 383</a><br><a href="#">show pim source detail on page 383</a><br><a href="#">show pim source (Egress Node with Multipoint LDP Inband Signaling for Point-to-Multipoint LSPs) on page 384</a>                                                                                                                                                                                                                                                                                                                                                                                                                                                      |

**Output Fields** [Table 29 on page 383](#) describes the output fields for the **show pim source** command. Output fields are listed in the approximate order in which they appear.

**Table 29: show pim source Output Fields**

| Field Name                | Field Description                                                                                                                                                                     |
|---------------------------|---------------------------------------------------------------------------------------------------------------------------------------------------------------------------------------|
| <b>Instance</b>           | Name of the routing instance.                                                                                                                                                         |
| <b>Source</b>             | Address of the source or reverse path.                                                                                                                                                |
| <b>Prefix/length</b>      | Prefix and prefix length for the route used to reach the RPF address.                                                                                                                 |
| <b>Upstream Protocol</b>  | Protocol toward the source address.                                                                                                                                                   |
| <b>Upstream interface</b> | RPF interface toward the source address.<br><br>A pseudo multipoint LDP (M-LDP) interface appears on egress nodes in M-LDP point-to-multipoint LSPs with inband signaling.            |
| <b>Upstream Neighbor</b>  | Address of the RPF neighbor used to reach the source address.<br><br>The multipoint LDP (M-LDP) root appears on egress nodes in M-LDP point-to-multipoint LSPs with inband signaling. |

## Sample Output

### show pim source

```

user@host> show pim source
Instance: PIM.master Family: INET

Source 10.255.14.144
  Prefix 10.255.14.144/32
  Upstream interface Local
  Upstream neighbor Local

Source 10.255.70.15
  Prefix 10.255.70.15/32
  Upstream interface so-1/0/0.0
  Upstream neighbor 10.111.10.2

Instance: PIM.master Family: INET6

```

### show pim source brief

The output for the **show pim source brief** command is identical to that for the **show pim source** command. For sample output, see [show pim source on page 383](#).

### show pim source detail

```

user@host> show pim source detail
Instance: PIM.master Family: INET

Source 10.255.14.144
  Prefix 10.255.14.144/32
  Upstream interface Local

```

```
Upstream neighbor Local
Active groups:228.0.0.0
239.1.1.1
239.1.1.1

Source 10.255.70.15
Prefix 10.255.70.15/32
Upstream interface so-1/0/0.0
Upstream neighbor 10.111.10.2
Active groups:239.1.1.1

Instance: PIM.master Family: INET6
```

#### show pim source (Egress Node with Multipoint LDP Inband Signaling for Point-to-Multipoint LSPs)

```
user@host> show pim source
Instance: PIM.master Family: INET

Source 1.1.1.1
Prefix 1.1.1.1/32
Upstream interface Local
Upstream neighbor Local

Source 1.2.7.7
Prefix 1.2.7.0/24
Upstream protocol MLDP
Upstream interface Pseudo MLDP
Upstream neighbor MLDP LSP root <1.1.1.2>

Source 192.168.219.11
Prefix 192.168.219.0/28
Upstream protocol MLDP
Upstream interface Pseudo MLDP
Upstream neighbor MLDP LSP root <1.1.1.2>

Instance: PIM.master Family: INET6

Source abcd::1:2:7:7
Prefix abcd::1:2:7:0/120
Upstream protocol MLDP
Upstream interface Pseudo MLDP
Upstream neighbor MLDP LSP root <1.1.1.2>
```

## show pim statistics

|                                                     |                                                                                                                                                                                                                                                                                                                                                                                                                                                                                                                                                                       |
|-----------------------------------------------------|-----------------------------------------------------------------------------------------------------------------------------------------------------------------------------------------------------------------------------------------------------------------------------------------------------------------------------------------------------------------------------------------------------------------------------------------------------------------------------------------------------------------------------------------------------------------------|
| <b>List of Syntax</b>                               | <a href="#">Syntax on page 385</a><br><a href="#">Syntax (EX Series Switch and the QFX Series) on page 385</a>                                                                                                                                                                                                                                                                                                                                                                                                                                                        |
| <b>Syntax</b>                                       | <pre>show pim statistics &lt;inet   inet6&gt; &lt;instance <i>instance-name</i>&gt; &lt;interface <i>interface-name</i>&gt; &lt;logical-system (all   <i>logical-system-name</i>)&gt;</pre>                                                                                                                                                                                                                                                                                                                                                                           |
| <b>Syntax (EX Series Switch and the QFX Series)</b> | <pre>show pim statistics &lt;inet   inet6&gt; &lt;instance <i>instance-name</i>&gt; &lt;interface <i>interface-name</i>&gt;</pre>                                                                                                                                                                                                                                                                                                                                                                                                                                     |
| <b>Release Information</b>                          | <p>Command introduced before Junos OS Release 7.4.</p> <p>Command introduced in Junos OS Release 9.0 for EX Series switches.</p> <p><b>inet6</b> and <b>instance</b> options introduced in Junos OS Release 10.0 for EX Series switches.</p> <p>Command introduced in Junos OS Release 11.3 for the QFX Series.</p> <p>Support for bidirectional PIM added in Junos OS Release 12.1.</p> <p>Command introduced in Junos OS Release 14.1X53-D20 for the OCX Series.</p>                                                                                                |
| <b>Description</b>                                  | Display Protocol Independent Multicast (PIM) statistics.                                                                                                                                                                                                                                                                                                                                                                                                                                                                                                              |
| <b>Options</b>                                      | <p><b>none</b>—Display PIM statistics.</p> <p><b>inet   inet6</b>—(Optional) Display IPv4 or IPv6 PIM statistics, respectively.</p> <p><b>instance <i>instance-name</i></b>—(Optional) Display statistics for a specific routing instance enabled by Protocol Independent Multicast (PIM).</p> <p><b>interface <i>interface-name</i></b>—(Optional) Display statistics about the specified interface.</p> <p><b>logical-system (all   <i>logical-system-name</i>)</b>—(Optional) Perform this operation on all logical systems or on a particular logical system.</p> |
| <b>Required Privilege Level</b>                     | view                                                                                                                                                                                                                                                                                                                                                                                                                                                                                                                                                                  |
| <b>Related Documentation</b>                        | <ul style="list-style-type: none"> <li>• <a href="#">clear pim statistics on page 306</a></li> </ul>                                                                                                                                                                                                                                                                                                                                                                                                                                                                  |
| <b>List of Sample Output</b>                        | <a href="#">show pim statistics on page 392</a><br><a href="#">show pim statistics inet interface &lt;interface-name&gt; on page 394</a><br><a href="#">show pim statistics inet6 interface &lt;interface-name&gt; on page 394</a><br><a href="#">show pim statistics instance &lt;instance-name&gt; on page 395</a><br><a href="#">show pim statistics interface &lt;interface-name&gt; on page 396</a>                                                                                                                                                              |
| <b>Output Fields</b>                                | <p><a href="#">Table 30 on page 386</a> describes the output fields for the <b>show pim statistics</b> command. Output fields are listed in the approximate order in which they appear.</p>                                                                                                                                                                                                                                                                                                                                                                           |

Table 30: show pim statistics Output Fields

| Field Name       | Field Description                                                                                                                                                                                                                                                                                                                                                                                                       |
|------------------|-------------------------------------------------------------------------------------------------------------------------------------------------------------------------------------------------------------------------------------------------------------------------------------------------------------------------------------------------------------------------------------------------------------------------|
| Instance         | <p>Name of the routing instance.</p> <p>This field only appears if you specify an interface, for example:</p> <ul style="list-style-type: none"> <li>• <b>inet interface <i>interface-name</i></b></li> <li>• <b>inet6 interface <i>interface-name</i></b></li> <li>• <b>interface <i>interface-name</i></b></li> </ul>                                                                                                 |
| Family           | <p>Output is for IPv4 or IPv6 PIM statistics. <b>INET</b> indicates IPv4 statistics, and <b>INET6</b> indicates IPv6 statistics.</p> <p>This field only appears if you specify an interface, for example:</p> <ul style="list-style-type: none"> <li>• <b>inet interface <i>interface-name</i></b></li> <li>• <b>inet6 interface <i>interface-name</i></b></li> <li>• <b>interface <i>interface-name</i></b></li> </ul> |
| PIM statistics   | PIM statistics for all interfaces or for the specified interface.                                                                                                                                                                                                                                                                                                                                                       |
| PIM message type | Message type for which statistics are displayed.                                                                                                                                                                                                                                                                                                                                                                        |
| Received         | Number of received statistics.                                                                                                                                                                                                                                                                                                                                                                                          |
| Sent             | Number of messages sent of a certain type.                                                                                                                                                                                                                                                                                                                                                                              |
| Rx errors        | Number of received packets that contained errors.                                                                                                                                                                                                                                                                                                                                                                       |
| V2 Hello         | PIM version 2 hello packets.                                                                                                                                                                                                                                                                                                                                                                                            |
| V2 Register      | PIM version 2 register packets.                                                                                                                                                                                                                                                                                                                                                                                         |
| V2 Register Stop | PIM version 2 register stop packets.                                                                                                                                                                                                                                                                                                                                                                                    |
| V2 Join Prune    | PIM version 2 join and prune packets.                                                                                                                                                                                                                                                                                                                                                                                   |
| V2 Bootstrap     | PIM version 2 bootstrap packets.                                                                                                                                                                                                                                                                                                                                                                                        |
| V2 Assert        | PIM version 2 assert packets.                                                                                                                                                                                                                                                                                                                                                                                           |
| V2 Graft         | PIM version 2 graft packets.                                                                                                                                                                                                                                                                                                                                                                                            |
| V2 Graft Ack     | PIM version 2 graft acknowledgment packets.                                                                                                                                                                                                                                                                                                                                                                             |
| V2 Candidate RP  | PIM version 2 candidate RP packets.                                                                                                                                                                                                                                                                                                                                                                                     |
| V2 State Refresh | <p>PIM version 2 control messages related to PIM dense mode (PIM-DM) state refresh.</p> <p>State refresh is an extension to PIM-DM. It not supported in Junos OS.</p>                                                                                                                                                                                                                                                   |

Table 30: show pim statistics Output Fields (*continued*)

| Field Name                       | Field Description                                                                                                   |
|----------------------------------|---------------------------------------------------------------------------------------------------------------------|
| V2 DF Election                   | PIM version 2 send and receive messages associated with bidirectional PIM designated forwarder election.            |
| V1 Query                         | PIM version 1 query packets.                                                                                        |
| V1 Register                      | PIM version 1 register packets.                                                                                     |
| V1 Register Stop                 | PIM version 1 register stop packets.                                                                                |
| V1 Join Prune                    | PIM version 1 join and prune packets.                                                                               |
| V1 RP Reachability               | PIM version 1 RP reachability packets.                                                                              |
| V1 Assert                        | PIM version 1 assert packets.                                                                                       |
| V1 Graft                         | PIM version 1 graft packets.                                                                                        |
| V1 Graft Ack                     | PIM version 1 graft acknowledgment packets.                                                                         |
| AutoRP Announce                  | Auto-RP announce packets.                                                                                           |
| AutoRP Mapping                   | Auto-RP mapping packets.                                                                                            |
| AutoRP Unknown type              | Auto-RP packets with an unknown type.                                                                               |
| Anycast Register                 | Auto-RP announce packets.                                                                                           |
| Anycast Register Stop            | Auto-RP announce packets.                                                                                           |
| Global Statistics                | Summary of PIM statistics for all interfaces.                                                                       |
| Hello dropped on neighbor policy | Number of hello packets dropped because of a configured neighbor policy.                                            |
| Unknown type                     | Number of PIM control packets received with an unknown type.                                                        |
| V1 Unknown type                  | Number of PIM version 1 control packets received with an unknown type.                                              |
| Unknown Version                  | Number of PIM control packets received with an unknown version. The version is not version 1 or version 2.          |
| Neighbor unknown                 | Number of PIM control packets received (excluding PIM hello) without first receiving the hello packet.              |
| Bad Length                       | Number of PIM control packets received for which the packet size does not match the PIM length field in the packet. |

Table 30: show pim statistics Output Fields (*continued*)

| Field Name                      | Field Description                                                                                                         |
|---------------------------------|---------------------------------------------------------------------------------------------------------------------------|
| Bad Checksum                    | Number of PIM control packets received for which the calculated checksum does not match the checksum field in the packet. |
| Bad Receive If                  | Number of PIM control packets received on an interface that does not have PIM configured.                                 |
| Rx Bad Data                     | Number of PIM control packets received that contain data for TCP Bad register packets.                                    |
| Rx Intf disabled                | Number of PIM control packets received on an interface that has PIM disabled.                                             |
| Rx V1 Require V2                | Number of PIM version 1 control packets received on an interface configured for PIM version 2.                            |
| Rx V2 Require V1                | Number of PIM version 2 control packets received on an interface configured for PIM version 1.                            |
| Rx Register not RP              | Number of PIM register packets received when the routing device is not the RP for the group.                              |
| Rx Register no route            | Number of PIM register packets received when the RP does not have a unicast route back to the source.                     |
| Rx Register no decap if         | Number of PIM register packets received when the RP does not have a de-encapsulation interface.                           |
| Null Register Timeout           | Number of NULL register timeout packets.                                                                                  |
| RP Filtered Source              | Number of PIM packets received when the routing device has a source address filter configured for the RP.                 |
| Rx Unknown Reg Stop             | Number of register stop messages received with an unknown type.                                                           |
| Rx Join/Prune no state          | Number of join and prune messages received for which the routing device has no state.                                     |
| Rx Join/Prune on upstream if    | Number of join and prune messages received on the interface used to reach the upstream routing device, toward the RP.     |
| Rx Join/Prune for invalid group | Number of join or prune messages received for invalid multicast group addresses.                                          |
| Rx Join/Prune messages dropped  | Number of join and prune messages received and dropped.                                                                   |
| Rx sparse join for dense group  | Number of PIM sparse mode join messages received for a group that is configured for dense mode.                           |



Table 30: show pim statistics Output Fields (*continued*)

| Field Name                  | Field Description                                                                                                                                                           |
|-----------------------------|-----------------------------------------------------------------------------------------------------------------------------------------------------------------------------|
| Rx Graft/Graft Ack no state | Number of graft and graft acknowledgment messages received for which the router or switch has no state.                                                                     |
| Rx Graft on upstream if     | Number of graft messages received on the interface used to reach the upstream routing device, toward the RP.                                                                |
| Rx CRP not BSR              | Number of BSR messages received in which the PIM message type is Candidate-RP-Advertisement, not Bootstrap.                                                                 |
| Rx BSR when BSR             | Number of BSR messages received in which the PIM message type is Bootstrap.                                                                                                 |
| Rx BSR not RPF if           | Number of BSR messages received on an interface that is not the RPF interface.                                                                                              |
| Rx unknown hello opt        | Number of PIM hello packets received with options that Junos OS does not support.                                                                                           |
| Rx data no state            | Number of PIM control packets received for which the routing device has no state for the data type.                                                                         |
| Rx RP no state              | Number of PIM control packets received for which the routing device has no state for the RP.                                                                                |
| Rx aggregate                | Number of PIM aggregate MDT packets received.                                                                                                                               |
| Rx malformed packet         | Number of PIM control packets received with a malformed IP unicast or multicast address family.                                                                             |
| No RP                       | Number of PIM control packets received with no RP address.                                                                                                                  |
| No register encaps if       | Number of PIM register packets received when the first-hop routing device does not have an encapsulation interface.                                                         |
| No route upstream           | Number of PIM control packets received when the routing device does not have a unicast route to the the interface used to reach the upstream routing device, toward the RP. |
| Nexthop Unusable            | Number of PIM control packets with an unusable nexthop. A path can be unusable if the route is hidden or the link is down.                                                  |
| RP mismatch                 | Number of PIM control packets received for which the routing device has an RP mismatch.                                                                                     |
| RP mode mismatch            | RP mode (sparse or bidirectional) mismatches encountered when processing join and prune messages.                                                                           |
| RPF neighbor unknown        | Number of PIM control packets received for which the routing device has an unknown RPF neighbor for the source.                                                             |

Table 30: show pim statistics Output Fields (*continued*)

| Field Name                          | Field Description                                                                                                                                                                                                                                                                                                                                                                                                                                                                                                                                                                                                                                                                                            |
|-------------------------------------|--------------------------------------------------------------------------------------------------------------------------------------------------------------------------------------------------------------------------------------------------------------------------------------------------------------------------------------------------------------------------------------------------------------------------------------------------------------------------------------------------------------------------------------------------------------------------------------------------------------------------------------------------------------------------------------------------------------|
| Rx Joins/Prunes filtered            | The number of join and prune messages filtered because of configured route filters and source address filters.                                                                                                                                                                                                                                                                                                                                                                                                                                                                                                                                                                                               |
| Tx Joins/Prunes filtered            | The number of join and prune messages filtered because of configured route filters and source address filters.                                                                                                                                                                                                                                                                                                                                                                                                                                                                                                                                                                                               |
| Embedded-RP invalid addr            | Number of packets received with an invalid embedded RP address in PIM join messages and other types of messages sent between routing domains.                                                                                                                                                                                                                                                                                                                                                                                                                                                                                                                                                                |
| Embedded-RP limit exceed            | Number of times the limit configured with the <b>maximum-rps</b> statement is exceeded. The <b>maximum-rps</b> statement limits the number of embedded RPs created in a specific routing instance. The range is from 1 through 500. The default is 100.                                                                                                                                                                                                                                                                                                                                                                                                                                                      |
| Embedded-RP added                   | <p>Number of packets in which the embedded RP for IPv6 is added.</p> <p>The following receive events trigger extraction of an IPv6 embedded RP address on the routing device:</p> <ul style="list-style-type: none"> <li>• Multicast Listener Discovery (MLD) report for an embedded RP multicast group address</li> <li>• PIM join message with an embedded RP multicast group address</li> <li>• Static embedded RP multicast group address associated with an interface</li> <li>• Packets sent to an embedded RP multicast group address received on the DR</li> </ul> <p>An embedded RP node discovered through these receive events is added if it does not already exist on the routing platform.</p> |
| Embedded-RP removed                 | Number of packets in which the embedded RP for IPv6 is removed. The embedded RP is removed whenever all PIM join states using this RP are removed or the configuration changes to remove the embedded RP feature.                                                                                                                                                                                                                                                                                                                                                                                                                                                                                            |
| Rx Register msgs filtering drop     | Number of received register messages dropped because of a filter configured for PIM register messages.                                                                                                                                                                                                                                                                                                                                                                                                                                                                                                                                                                                                       |
| Tx Register msgs filtering drop     | Number of register messages dropped because of a filter configured for PIM register messages.                                                                                                                                                                                                                                                                                                                                                                                                                                                                                                                                                                                                                |
| Rx Bidir Join/Prune on non-Bidir if | Error counter for join and prune messages received on non-bidirectional PIM interfaces.                                                                                                                                                                                                                                                                                                                                                                                                                                                                                                                                                                                                                      |
| Rx Bidir Join/Prune on non-DF if    | Error counter for join and prune messages received on non-designated forwarder interfaces.                                                                                                                                                                                                                                                                                                                                                                                                                                                                                                                                                                                                                   |
| V4 (S,G) Maximum                    | Maximum number of (S,G) IPv4 multicast routes accepted for the VPN routing and forwarding (VRF) routing instance. If this number is met, additional (S,G) entries are not accepted.                                                                                                                                                                                                                                                                                                                                                                                                                                                                                                                          |

Table 30: show pim statistics Output Fields (*continued*)

| Field Name                       | Field Description                                                                                                                                                                   |
|----------------------------------|-------------------------------------------------------------------------------------------------------------------------------------------------------------------------------------|
| V4 (S,G) Accepted                | Number of accepted (S,G) IPv4 multicast routes.                                                                                                                                     |
| V4 (S,G) Threshold               | Threshold at which a warning message is logged (percentage of the maximum number of (S,G) IPv4 multicast routes accepted by the device).                                            |
| V4 (S,G) Log Interval            | Time (in seconds) between consecutive log messages.                                                                                                                                 |
| V6 (S,G) Maximum                 | Maximum number of (S,G) IPv6 multicast routes accepted for the VPN routing and forwarding (VRF) routing instance. If this number is met, additional (S,G) entries are not accepted. |
| V6 (S,G) Accepted                | Number of accepted (S,G) IPv6 multicast routes.                                                                                                                                     |
| V6 (S,G) Threshold               | Threshold at which a warning message is logged (percentage of the maximum number of (S,G) IPv6 multicast routes accepted by the device).                                            |
| V6 (S,G) Log Interval            | Time (in seconds) between consecutive log messages.                                                                                                                                 |
| V4 (grp-prefix, RP) Maximum      | Maximum number of group-to-rendezvous point (RP) IPv4 multicast mappings accepted for the VRF routing instance. If this number is met, additional mappings are not accepted.        |
| V4 (grp-prefix, RP) Accepted     | Number of accepted group-to-RP IPv4 multicast mappings.                                                                                                                             |
| V4 (grp-prefix, RP) Threshold    | Threshold at which a warning message is logged (percentage of the maximum number of group-to-RP IPv4 multicast mappings accepted by the device).                                    |
| V4 (grp-prefix, RP) Log Interval | Time (in seconds) between consecutive log messages.                                                                                                                                 |
| V6 (grp-prefix, RP) Maximum      | Maximum number of group-to RP IPv6 multicast mappings accepted for the VRF routing instance. If this number is met, additional mappings are not accepted.                           |
| V6 (grp-prefix, RP) Accepted     | Number of accepted group-to-RP IPv6 multicast mappings.                                                                                                                             |
| V6 (grp-prefix, RP) Threshold    | Threshold at which a warning message is logged (percentage of the maximum number of group-to-RP IPv6 multicast mappings accepted by the device).                                    |
| V6 (grp-prefix, RP) Log Interval | Time (in seconds) between consecutive log messages.                                                                                                                                 |

Table 30: show pim statistics Output Fields (*continued*)

| Field Name                            | Field Description                                                                                                                                                                                                                           |
|---------------------------------------|---------------------------------------------------------------------------------------------------------------------------------------------------------------------------------------------------------------------------------------------|
| V4 Register Maximum                   | Maximum number of IPv4 PIM registers accepted for the VRF routing instance. If this number is met, additional PIM registers are not accepted.<br><br>You configure the register limits on the RP.                                           |
| V4 Register Accepted                  | Number of accepted IPv4 PIM registers.                                                                                                                                                                                                      |
| V4 Register Threshold                 | Threshold at which a warning message is logged (percentage of the maximum number of IPv4 PIM registers accepted by the device).                                                                                                             |
| V4 Register Log Interval              | Time (in seconds) between consecutive log messages.                                                                                                                                                                                         |
| V6 Register Maximum                   | Maximum number of IPv6 PIM registers accepted for the VRF routing instance. If this number is met, additional PIM registers are not accepted.<br><br>You configure the register limits on the RP.                                           |
| V6 Register Accepted                  | Number of accepted IPv6 PIM registers.                                                                                                                                                                                                      |
| V6 Register Threshold                 | Threshold at which a warning message is logged (percentage of the maximum number of IPv6 PIM registers accepted by the device).                                                                                                             |
| V6 Register Log Interval              | Time (in seconds) between consecutive log messages.                                                                                                                                                                                         |
| (*G) Join drop due to SSM range check | PIM join messages that are dropped because the multicast addresses are outside of the SSM address range of 232.0.0.0 through 232.255.255.255. You can extend the accepted SSM address range by configuring the <b>ssm-groups</b> statement. |

## Sample Output

### show pim statistics

```

user@host> show pim statistics
PIM Message type    Received    Sent    Rx errors
V2 Hello            15          32         0
V2 Register          0          362        0
V2 Register Stop     483          0         0
V2 Join Prune        18          518        0
V2 Bootstrap         0           0         0
V2 Assert            0           0         0
V2 Graft             0           0         0
V2 Graft Ack         0           0         0
V2 Candidate RP      0           0         0
V2 State Refresh     0           0         0
V2 DF Election       0           0         0
V1 Query             0           0         0
V1 Register          0           0         0
V1 Register Stop     0           0         0
V1 Join Prune        0           0         0

```

|                       |   |   |   |
|-----------------------|---|---|---|
| V1 RP Reachability    | 0 | 0 | 0 |
| V1 Assert             | 0 | 0 | 0 |
| V1 Graft              | 0 | 0 | 0 |
| V1 Graft Ack          | 0 | 0 | 0 |
| AutoRP Announce       | 0 | 0 | 0 |
| AutoRP Mapping        | 0 | 0 | 0 |
| AutoRP Unknown type   | 0 |   |   |
| Anycast Register      | 0 | 0 | 0 |
| Anycast Register Stop | 0 | 0 | 0 |

## Global Statistics

|                                         |   |
|-----------------------------------------|---|
| Hello dropped on neighbor policy        | 0 |
| Unknown type                            | 0 |
| V1 Unknown type                         | 0 |
| Unknown Version                         | 0 |
| ipv4 BSR pkt drop due to excessive rate | 0 |
| ipv6 BSR pkt drop due to excessive rate | 0 |
| Neighbor unknown                        | 0 |
| Bad Length                              | 0 |
| Bad Checksum                            | 0 |
| Bad Receive If                          | 0 |
| Rx Bad Data                             | 0 |
| Rx Intf disabled                        | 0 |
| Rx V1 Require V2                        | 0 |
| Rx V2 Require V1                        | 0 |
| Rx Register not RP                      | 0 |
| Rx Register no route                    | 0 |
| Rx Register no decap if                 | 0 |
| Null Register Timeout                   | 0 |
| RP Filtered Source                      | 0 |
| Rx Unknown Reg Stop                     | 0 |
| Rx Join/Prune no state                  | 0 |
| Rx Join/Prune on upstream if            | 0 |
| Rx Join/Prune for invalid group         | 5 |
| Rx Join/Prune messages dropped          | 0 |
| Rx sparse join for dense group          | 0 |
| Rx Graft/Graft Ack no state             | 0 |
| Rx Graft on upstream if                 | 0 |
| Rx CRP not BSR                          | 0 |
| Rx BSR when BSR                         | 0 |
| Rx BSR not RPF if                       | 0 |
| Rx unknown hello opt                    | 0 |
| Rx data no state                        | 0 |
| Rx RP no state                          | 0 |
| Rx aggregate                            | 0 |
| Rx malformed packet                     | 0 |
| Rx illegal TTL                          | 0 |
| Rx illegal destination address          | 0 |
| No RP                                   | 0 |
| No register encap if                    | 0 |
| No route upstream                       | 0 |
| Nexthop Unusable                        | 0 |
| RP mismatch                             | 0 |
| RP mode mismatch                        | 0 |
| RPF neighbor unknown                    | 0 |
| Rx Joins/Prunes filtered                | 0 |
| Tx Joins/Prunes filtered                | 0 |
| Embedded-RP invalid addr                | 0 |
| Embedded-RP limit exceed                | 0 |
| Embedded-RP added                       | 0 |

```

Embedded-RP removed                                0
Rx Register msgs filtering drop                     0
Tx Register msgs filtering drop                     0
Rx Bidir Join/Prune on non-Bidir if                 0
Rx Bidir Join/Prune on non-DF if                   0
(*,G) Join drop due to SSM range check              0

```

## Sample Output

**show pim statistics inet interface <interface-name>**

```

user@host> show pim statistics inet interface ge-0/3/0.0
Instance: PIM.master Family: INET

```

PIM Interface statistics for ge-0/3/0.0

| PIM Message type      | Received | Sent | Rx errors |
|-----------------------|----------|------|-----------|
| V2 Hello              | 0        | 4    | 0         |
| V2 Register           | 0        | 0    | 0         |
| V2 Register Stop      | 0        | 0    | 0         |
| V2 Join Prune         | 0        | 0    | 0         |
| V2 Bootstrap          | 0        | 0    | 0         |
| V2 Assert             | 0        | 0    | 0         |
| V2 Graft              | 0        | 0    | 0         |
| V2 Graft Ack          | 0        | 0    | 0         |
| V2 Candidate RP       | 0        | 0    | 0         |
| V1 Query              | 0        | 0    | 0         |
| V1 Register           | 0        | 0    | 0         |
| V1 Register Stop      | 0        | 0    | 0         |
| V1 Join Prune         | 0        | 0    | 0         |
| V1 RP Reachability    | 0        | 0    | 0         |
| V1 Assert             | 0        | 0    | 0         |
| V1 Graft              | 0        | 0    | 0         |
| V1 Graft Ack          | 0        | 0    | 0         |
| AutoRP Announce       | 0        | 0    | 0         |
| AutoRP Mapping        | 0        | 0    | 0         |
| AutoRP Unknown type   | 0        | 0    | 0         |
| Anycast Register      | 0        | 0    | 0         |
| Anycast Register Stop | 0        | 0    | 0         |

## Sample Output

**show pim statistics inet6 interface <interface-name>**

```

user@host> show pim statistics inet6 interface ge-0/3/0.0
Instance: PIM.master Family: INET6

```

PIM Interface statistics for ge-0/3/0.0

| PIM Message type      | Received | Sent | Rx errors |
|-----------------------|----------|------|-----------|
| V2 Hello              | 0        | 4    | 0         |
| V2 Register           | 0        | 0    | 0         |
| V2 Register Stop      | 0        | 0    | 0         |
| V2 Join Prune         | 0        | 0    | 0         |
| V2 Bootstrap          | 0        | 0    | 0         |
| V2 Assert             | 0        | 0    | 0         |
| V2 Graft              | 0        | 0    | 0         |
| V2 Graft Ack          | 0        | 0    | 0         |
| V2 Candidate RP       | 0        | 0    | 0         |
| Anycast Register      | 0        | 0    | 0         |
| Anycast Register Stop | 0        | 0    | 0         |

**show pim statistics instance <instance-name>**

```

user@host> show pim statistics instance VPN-A
PIM Message type      Received      Sent  Rx errors
V2 Hello               31           37      0
V2 Register            0            0      0
V2 Register Stop       0            0      0
V2 Join Prune          0           16      0
V2 Bootstrap           0            0      0
V2 Assert              0            0      0
V2 Graft               0            0      0
V2 Graft Ack           0            0      0
V2 Candidate RP        0            0      0
V2 State Refresh       0            0      0
V2 DF Election         0            0      0
V1 Query               0            0      0
V1 Register            0            0      0
V1 Register Stop       0            0      0
V1 Join Prune          0            0      0
V1 RP Reachability     0            0      0
V1 Assert              0            0      0
V1 Graft               0            0      0
V1 Graft Ack           0            0      0
AutoRP Announce        0            0      0
AutoRP Mapping         0            0      0
AutoRP Unknown type    0            0      0
Anycast Register       0            0      0
Anycast Register Stop  0            0      0

```

**Global Statistics**

```

Hello dropped on neighbor policy      0
Unknown type                          0
V1 Unknown type                       0
Unknown Version                       0
Neighbor unknown                      0
Bad Length                            0
Bad Checksum                          0
Bad Receive If                        0
Rx Bad Data                           0
Rx Intf disabled                      0
Rx V1 Require V2                      0
Rx V2 Require V1                      0
Rx Register not RP                    0
Rx Register no route                  0
Rx Register no decap if                0
Null Register Timeout                 0
RP Filtered Source                    0
Rx Unknown Reg Stop                   0
Rx Join/Prune no state                0
Rx Join/Prune on upstream if          0
Rx Join/Prune for invalid group        0
Rx Join/Prune messages dropped         0
Rx sparse join for dense group         0
Rx Graft/Graft Ack no state            0
Rx Graft on upstream if                0
Rx CRP not BSR                        0
Rx BSR when BSR                       0
Rx BSR not RPF if                     0
Rx unknown hello opt                  0
Rx data no state                      0

```

|                                        |     |
|----------------------------------------|-----|
| Rx RP no state                         | 0   |
| Rx aggregate                           | 0   |
| Rx malformed packet                    | 0   |
| Rx illegal TTL                         | 0   |
| Rx illegal destination address         | 0   |
| No RP                                  | 0   |
| No register encap if                   | 0   |
| No route upstream                      | 28  |
| Nexthop Unusable                       | 0   |
| RP mismatch                            | 0   |
| RP mode mismatch                       | 0   |
| RPF neighbor unknown                   | 0   |
| Rx Joins/Prunes filtered               | 0   |
| Tx Joins/Prunes filtered               | 0   |
| Embedded-RP invalid addr               | 0   |
| Embedded-RP limit exceed               | 0   |
| Embedded-RP added                      | 0   |
| Embedded-RP removed                    | 0   |
| Rx Register msgs filtering drop        | 0   |
| Tx Register msgs filtering drop        | 0   |
| Rx Bidir Join/Prune on non-Bidir if    | 0   |
| Rx Bidir Join/Prune on non-DF if       | 0   |
| V4 (S,G) Maximum                       | 10  |
| V4 (S,G) Accepted                      | 9   |
| V4 (S,G) Threshold                     | 80  |
| V4 (S,G) Log Interval                  | 80  |
| V6 (S,G) Maximum                       | 8   |
| V6 (S,G) Accepted                      | 8   |
| V6 (S,G) Threshold                     | 50  |
| V6 (S,G) Log Interval                  | 100 |
| V4 (grp-prefix, RP) Maximum            | 100 |
| V4 (grp-prefix, RP) Accepted           | 5   |
| V4 (grp-prefix, RP) Threshold          | 80  |
| V4 (grp-prefix, RP) Log Interval       | 10  |
| V6 (grp-prefix, RP) Maximum            | 20  |
| V6 (grp-prefix, RP) Accepted           | 0   |
| V6 (grp-prefix, RP) Threshold          | 90  |
| V6 (grp-prefix, RP) Log Interval       | 20  |
| V4 Register Maximum                    | 100 |
| V4 Register Accepted                   | 10  |
| V4 Register Threshold                  | 80  |
| V4 Register Log Interval               | 10  |
| V6 Register Maximum                    | 20  |
| V6 Register Accepted                   | 0   |
| V6 Register Threshold                  | 90  |
| V6 Register Log Interval               | 20  |
| (*,G) Join drop due to SSM range check | 0   |

## Sample Output

show pim statistics interface <interface-name>

```

user@host> show pim statistics interface ge-0/3/0.0
Instance: PIM.master Family: INET

PIM Interface statistics for ge-0/3/0.0

PIM Message type      Received      Sent  Rx errors
V2 Hello                0            3        0
V2 Register             0            0        0
V2 Register Stop        0            0        0

```



|                       |   |   |   |
|-----------------------|---|---|---|
| V2 Join Prune         | 0 | 0 | 0 |
| V2 Bootstrap          | 0 | 0 | 0 |
| V2 Assert             | 0 | 0 | 0 |
| V2 Graft              | 0 | 0 | 0 |
| V2 Graft Ack          | 0 | 0 | 0 |
| V2 Candidate RP       | 0 | 0 | 0 |
| V1 Query              | 0 | 0 | 0 |
| V1 Register           | 0 | 0 | 0 |
| V1 Register Stop      | 0 | 0 | 0 |
| V1 Join Prune         | 0 | 0 | 0 |
| V1 RP Reachability    | 0 | 0 | 0 |
| V1 Assert             | 0 | 0 | 0 |
| V1 Graft              | 0 | 0 | 0 |
| V1 Graft Ack          | 0 | 0 | 0 |
| AutoRP Announce       | 0 | 0 | 0 |
| AutoRP Mapping        | 0 | 0 | 0 |
| AutoRP Unknown type   | 0 |   |   |
| Anycast Register      | 0 | 0 | 0 |
| Anycast Register Stop | 0 | 0 | 0 |

Instance: PIM.master Family: INET6

PIM Interface statistics for ge-0/3/0.0

| PIM Message type      | Received | Sent | Rx errors |
|-----------------------|----------|------|-----------|
| V2 Hello              | 0        | 3    | 0         |
| V2 Register           | 0        | 0    | 0         |
| V2 Register Stop      | 0        | 0    | 0         |
| V2 Join Prune         | 0        | 0    | 0         |
| V2 Bootstrap          | 0        | 0    | 0         |
| V2 Assert             | 0        | 0    | 0         |
| V2 Graft              | 0        | 0    | 0         |
| V2 Graft Ack          | 0        | 0    | 0         |
| V2 Candidate RP       | 0        | 0    | 0         |
| Anycast Register      | 0        | 0    | 0         |
| Anycast Register Stop | 0        | 0    | 0         |



## CHAPTER 17

# IGMP Monitoring Commands

- clear igmp membership
- clear igmp statistics
- show igmp group
- show configuration protocols igmp
- show igmp interface
- show igmp statistics
- show system statistics igmp

## clear igmp membership

---

|                                              |                                                                                                                                                                                                                                                                                                                                                                                                                                                                                                                                                                                                                                                                         |
|----------------------------------------------|-------------------------------------------------------------------------------------------------------------------------------------------------------------------------------------------------------------------------------------------------------------------------------------------------------------------------------------------------------------------------------------------------------------------------------------------------------------------------------------------------------------------------------------------------------------------------------------------------------------------------------------------------------------------------|
| List of Syntax                               | <a href="#">Syntax on page 400</a><br><a href="#">Syntax (EX Series Switch and the QFX Series) on page 400</a>                                                                                                                                                                                                                                                                                                                                                                                                                                                                                                                                                          |
| Syntax                                       | <pre>clear igmp membership &lt;all&gt; &lt;group address-range&gt; &lt;interface interface-name&gt; &lt;logical-system (all   logical-system-name)&gt;</pre>                                                                                                                                                                                                                                                                                                                                                                                                                                                                                                            |
| Syntax (EX Series Switch and the QFX Series) | <pre>clear igmp membership &lt;group address-range&gt; &lt;interface interface-name&gt;</pre>                                                                                                                                                                                                                                                                                                                                                                                                                                                                                                                                                                           |
| Release Information                          | Command introduced before Junos OS Release 7.4.<br>Command introduced in Junos OS Release 9.0 for EX Series switches.<br>Command introduced in Junos OS Release 11.3 for the QFX Series.<br>Command introduced in Junos OS Release 14.1X53-D20 for the OCX Series.                                                                                                                                                                                                                                                                                                                                                                                                      |
| Description                                  | Clear Internet Group Management Protocol (IGMP) group members.                                                                                                                                                                                                                                                                                                                                                                                                                                                                                                                                                                                                          |
| Options                                      | <p><b>all</b>—(Optional) Clear IGMP members for groups and interfaces in the master instance.</p> <p><b>none</b>— Automatically clears all IGMP members for groups and interfaces.</p> <p><b>group address-range</b>—(Optional) Clear all IGMP members that are in a particular address range. An example of a range is <b>224.2/16</b>. If you omit the destination prefix length, the default is <b>/32</b>.</p> <p><b>interface interface-name</b>—(Optional) Clear all IGMP group members on an interface.</p> <p><b>logical-system (all   logical-system-name)</b>—(Optional) Perform this operation on all logical systems or on a particular logical system.</p> |
| Required Privilege Level                     | clear                                                                                                                                                                                                                                                                                                                                                                                                                                                                                                                                                                                                                                                                   |
| Related Documentation                        | <ul style="list-style-type: none"><li>• <a href="#">show igmp group on page 405</a></li><li>• <a href="#">show igmp interface on page 411</a></li></ul>                                                                                                                                                                                                                                                                                                                                                                                                                                                                                                                 |
| List of Sample Output                        | <a href="#">clear igmp membership all on page 401</a><br><a href="#">clear igmp membership interface on page 401</a><br><a href="#">clear igmp membership group on page 402</a>                                                                                                                                                                                                                                                                                                                                                                                                                                                                                         |
| Output Fields                                | See <a href="#">show igmp group</a> for an explanation of output fields.                                                                                                                                                                                                                                                                                                                                                                                                                                                                                                                                                                                                |

## Sample Output

### clear igmp membership all

The following sample output displays IGMP group information before and after the **clear igmp membership** command is entered:

```
user@host> show igmp group
Interface      Group           Last Reported   Timeout
so-0/0/0      224.2.127.253  10.1.128.1      186
so-0/0/0      224.2.127.254  10.1.128.1      186
so-0/0/0      239.255.255.255 10.1.128.1      187
so-0/0/0      224.1.127.255  10.1.128.1      188
local         224.0.0.6       (null)           0
local         224.0.0.5       (null)           0
local         224.2.127.254   (null)           0
local         239.255.255.255 (null)           0
local         224.0.0.2       (null)           0
local         224.0.0.13      (null)           0
```

```
user@host> clear igmp membership all
Clearing Group Membership Info for so-0/0/0
Clearing Group Membership Info for so-1/0/0
Clearing Group Membership Info for so-2/0/0
```

```
user@host> show igmp group
Interface      Group           Last Reported   Timeout
local         224.0.0.6       (null)           0
local         224.0.0.5       (null)           0
local         224.2.127.254   (null)           0
local         239.255.255.255 (null)           0
local         224.0.0.2       (null)           0
local         224.0.0.13      (null)           0
```

### clear igmp membership interface

The following sample output displays IGMP group information before and after the **clear igmp membership interface** command is issued:

```
user@host> show igmp group
Interface      Group           Last Reported   Timeout
so-0/0/0      224.2.127.253  10.1.128.1      210
so-0/0/0      239.255.255.255 10.1.128.1      210
so-0/0/0      224.1.127.255  10.1.128.1      215
so-0/0/0      224.2.127.254  10.1.128.1      216
local         224.0.0.6       (null)           0
local         224.0.0.5       (null)           0
local         224.2.127.254   (null)           0
local         239.255.255.255 (null)           0
local         224.0.0.2       (null)           0
local         224.0.0.13      (null)           0
```

```
user@host> clear igmp membership interface so-0/0/0
Clearing Group Membership Info for so-0/0/0
```

```
user@host> show igmp group
```

| Interface | Group           | Last Reported | Timeout |
|-----------|-----------------|---------------|---------|
| local     | 224.0.0.6       | (null)        | 0       |
| local     | 224.0.0.5       | (null)        | 0       |
| local     | 224.2.127.254   | (null)        | 0       |
| local     | 239.255.255.255 | (null)        | 0       |
| local     | 224.0.0.2       | (null)        | 0       |
| local     | 224.0.0.13      | (null)        | 0       |

### clear igmp membership group

The following sample output displays IGMP group information before and after the **clear igmp membership group** command is entered:

```
user@host> show igmp group
Interface      Group          Last Reported  Timeout
so-0/0/0       224.2.127.253 10.1.128.1     210
so-0/0/0       239.255.255.255 10.1.128.1     210
so-0/0/0       224.1.127.255  10.1.128.1     215
so-0/0/0       224.2.127.254  10.1.128.1     216
local          224.0.0.6      (null)         0
local          224.0.0.5      (null)         0
local          224.2.127.254  (null)         0
local          239.255.255.255 (null)         0
local          224.0.0.2      (null)         0
local          224.0.0.13     (null)         0
```

```
user@host> clear igmp membership group 239.225/16
Clearing Group Membership Range 239.225.0.0/16 on so-0/0/0
Clearing Group Membership Range 239.225.0.0/16 on so-1/0/0
Clearing Group Membership Range 239.225.0.0/16 on so-2/0/0
```

```
user@host> show igmp group
Interface      Group          Last Reported  Timeout
so-0/0/0       224.1.127.255 10.1.128.1     231
so-0/0/0       224.2.127.254 10.1.128.1     233
so-0/0/0       224.2.127.253 10.1.128.1     236
local          224.0.0.6      (null)         0
local          224.0.0.5      (null)         0
local          224.2.127.254  (null)         0
local          239.255.255.255 (null)         0
local          224.0.0.2      (null)         0
local          224.0.0.13     (null)         0
```

## clear igmp statistics

|                                    |                                                                                                                                                                                                                                                                                                                                      |
|------------------------------------|--------------------------------------------------------------------------------------------------------------------------------------------------------------------------------------------------------------------------------------------------------------------------------------------------------------------------------------|
| <b>List of Syntax</b>              | <a href="#">Syntax on page 403</a><br><a href="#">Syntax (EX Series Switches) on page 403</a>                                                                                                                                                                                                                                        |
| <b>Syntax</b>                      | clear igmp statistics<br><interface <i>interface-name</i> ><br><logical-system (all   <i>logical-system-name</i> )>                                                                                                                                                                                                                  |
| <b>Syntax (EX Series Switches)</b> | clear igmp statistics<br><interface <i>interface-name</i> >                                                                                                                                                                                                                                                                          |
| <b>Release Information</b>         | Command introduced before Junos OS Release 7.4.<br>Command introduced in Junos OS Release 9.0 for EX Series switches.<br>Command introduced in Junos OS Release 11.3 for the QFX Series.<br>Command introduced in Junos OS Release 14.1X53-D20 for the OCX Series.                                                                   |
| <b>Description</b>                 | Clear Internet Group Management Protocol (IGMP) statistics.                                                                                                                                                                                                                                                                          |
| <b>Options</b>                     | <b>none</b> —Clear IGMP statistics on all interfaces.<br><br><b>interface <i>interface-name</i></b> —(Optional) Clear IGMP statistics for the specified interface only.<br><br><b>logical-system (all   <i>logical-system-name</i>)</b> —(Optional) Perform this operation on all logical systems or on a particular logical system. |
| <b>Required Privilege Level</b>    | clear                                                                                                                                                                                                                                                                                                                                |
| <b>Related Documentation</b>       | <ul style="list-style-type: none"> <li>• <a href="#">show igmp statistics on page 415</a></li> </ul>                                                                                                                                                                                                                                 |
| <b>List of Sample Output</b>       | <a href="#">clear igmp statistics on page 403</a>                                                                                                                                                                                                                                                                                    |
| <b>Output Fields</b>               | See <a href="#">show igmp statistics</a> for an explanation of output fields.                                                                                                                                                                                                                                                        |

## Sample Output

### clear igmp statistics

The following sample output displays IGMP statistics information before and after the **clear igmp statistics** command is entered:

```

user@host> show igmp statistics
IGMP packet statistics for all interfaces
IGMP Message type      Received      Sent  Rx errors
Membership Query        8883         459      0
V1 Membership Report      0           0      0
DVMRP                   19784       35476      0
PIM V1                   18310         0      0
Cisco Trace              0           0      0
V2 Membership Report      0           0      0
Group Leave              0           0      0

```

|                                     |   |   |   |
|-------------------------------------|---|---|---|
| Mtrace Response                     | 0 | 0 | 0 |
| Mtrace Request                      | 0 | 0 | 0 |
| Domain Wide Report                  | 0 | 0 | 0 |
| V3 Membership Report                | 0 | 0 | 0 |
| Other Unknown types                 |   |   | 0 |
| IGMP v3 unsupported type            |   |   | 0 |
| IGMP v3 source required for SSM     |   |   | 0 |
| IGMP v3 mode not applicable for SSM |   |   | 0 |

|                        |      |
|------------------------|------|
| IGMP Global Statistics |      |
| Bad Length             | 0    |
| Bad Checksum           | 0    |
| Bad Receive If         | 0    |
| Rx non-local           | 1227 |

user@host> clear igmp statistics

user@host> show igmp statistics

IGMP packet statistics for all interfaces

| IGMP Message type                   | Received | Sent | Rx errors |
|-------------------------------------|----------|------|-----------|
| Membership Query                    | 0        | 0    | 0         |
| V1 Membership Report                | 0        | 0    | 0         |
| DVMRP                               | 0        | 0    | 0         |
| PIM V1                              | 0        | 0    | 0         |
| Cisco Trace                         | 0        | 0    | 0         |
| V2 Membership Report                | 0        | 0    | 0         |
| Group Leave                         | 0        | 0    | 0         |
| Mtrace Response                     | 0        | 0    | 0         |
| Mtrace Request                      | 0        | 0    | 0         |
| Domain Wide Report                  | 0        | 0    | 0         |
| V3 Membership Report                | 0        | 0    | 0         |
| Other Unknown types                 |          |      | 0         |
| IGMP v3 unsupported type            |          |      | 0         |
| IGMP v3 source required for SSM     |          |      | 0         |
| IGMP v3 mode not applicable for SSM |          |      | 0         |
| IGMP Global Statistics              |          |      |           |
| Bad Length                          | 0        |      |           |
| Bad Checksum                        | 0        |      |           |
| Bad Receive If                      | 0        |      |           |
| Rx non-local                        | 0        |      |           |



## show igmp group

|                                                     |                                                                                                                                                                                                                                                                                                                                                                                                                           |
|-----------------------------------------------------|---------------------------------------------------------------------------------------------------------------------------------------------------------------------------------------------------------------------------------------------------------------------------------------------------------------------------------------------------------------------------------------------------------------------------|
| <b>List of Syntax</b>                               | <a href="#">Syntax on page 405</a><br><a href="#">Syntax (EX Series Switch and the QFX Series) on page 405</a>                                                                                                                                                                                                                                                                                                            |
| <b>Syntax</b>                                       | <pre>show igmp group &lt;brief   detail&gt; &lt;group-name&gt; &lt;logical-system (all   logical-system-name)&gt;</pre>                                                                                                                                                                                                                                                                                                   |
| <b>Syntax (EX Series Switch and the QFX Series)</b> | <pre>show igmp group &lt;brief   detail&gt; &lt;group-name&gt;</pre>                                                                                                                                                                                                                                                                                                                                                      |
| <b>Release Information</b>                          | <p>Command introduced before Junos OS Release 7.4.</p> <p>Command introduced in Junos OS Release 9.0 for EX Series switches.</p> <p>Command introduced in Junos OS Release 11.3 for the QFX Series.</p> <p>Command introduced in Junos OS Release 14.1X53-D20 for the OCX Series.</p>                                                                                                                                     |
| <b>Description</b>                                  | Display Internet Group Management Protocol (IGMP) group membership information.                                                                                                                                                                                                                                                                                                                                           |
| <b>Options</b>                                      | <p><b>none</b>—Display standard information about membership for all IGMP groups.</p> <p><b>brief   detail</b>—(Optional) Display the specified level of output.</p> <p><b>group-name</b>—(Optional) Display group membership for the specified IP address only.</p> <p><b>logical-system (all   logical-system-name)</b>—(Optional) Perform this operation on all logical systems or on a particular logical system.</p> |
| <b>Required Privilege Level</b>                     | view                                                                                                                                                                                                                                                                                                                                                                                                                      |
| <b>Related Documentation</b>                        | <ul style="list-style-type: none"> <li>• <a href="#">clear igmp membership on page 400</a></li> </ul>                                                                                                                                                                                                                                                                                                                     |
| <b>List of Sample Output</b>                        | <a href="#">show igmp group (Include Mode) on page 406</a><br><a href="#">show igmp group (Exclude Mode) on page 407</a><br><a href="#">show igmp group brief on page 407</a><br><a href="#">show igmp group detail on page 407</a>                                                                                                                                                                                       |
| <b>Output Fields</b>                                | <p><a href="#">Table 31 on page 405</a> describes the output fields for the <b>show igmp group</b> command. Output fields are listed in the approximate order in which they appear.</p>                                                                                                                                                                                                                                   |

**Table 31: show igmp group Output Fields**

| Field Name       | Field Description                                                                                                                                       | Level of Output |
|------------------|---------------------------------------------------------------------------------------------------------------------------------------------------------|-----------------|
| <b>Interface</b> | Name of the interface that received the IGMP membership report. A name of <b>local</b> indicates that the local routing device joined the group itself. | All levels      |
| <b>Group</b>     | Group address.                                                                                                                                          | All levels      |

Table 31: show igmp group Output Fields (*continued*)

| Field Name              | Field Description                                                                                                                                                                                                         | Level of Output   |
|-------------------------|---------------------------------------------------------------------------------------------------------------------------------------------------------------------------------------------------------------------------|-------------------|
| <b>Group Mode</b>       | Mode the SSM group is operating in: <b>Include</b> or <b>Exclude</b> .                                                                                                                                                    | All levels        |
| <b>Source</b>           | Source address.                                                                                                                                                                                                           | All levels        |
| <b>Source timeout</b>   | Time remaining until the group traffic is no longer forwarded. The timer is refreshed when a listener in include mode sends a report. A group in exclude mode or configured as a static group displays a zero timer.      | <b>detail</b>     |
| <b>Last reported by</b> | Address of the host that last reported membership in this group.                                                                                                                                                          | All levels        |
| <b>Timeout</b>          | Time remaining until the group membership is removed.                                                                                                                                                                     | <b>brief none</b> |
| <b>Group timeout</b>    | Time remaining until a group in exclude mode moves to include mode. The timer is refreshed when a listener in exclude mode sends a report. A group in include mode or configured as a static group displays a zero timer. | <b>detail</b>     |
| <b>Type</b>             | Type of group membership: <ul style="list-style-type: none"> <li>• <b>Dynamic</b>—Host reported the membership.</li> <li>• <b>Static</b>—Membership is configured.</li> </ul>                                             | All levels        |

## Sample Output

### show igmp group (Include Mode)

```

user@host> show igmp group
Interface: t1-0/1/0.0
  Group: 232.1.1.1
    Group mode: Include
    Source: 10.0.0.2
    Last reported by: 10.9.5.2
    Timeout:      24 Type: Dynamic
  Group: 232.1.1.1
    Group mode: Include
    Source: 10.0.0.3
    Last reported by: 10.9.5.2
    Timeout:      24 Type: Dynamic
  Group: 232.1.1.1
    Group mode: Include
    Source: 10.0.0.4
    Last reported by: 10.9.5.2
    Timeout:      24 Type: Dynamic
  Group: 232.1.1.2
    Group mode: Include
    Source: 10.0.0.4
    Last reported by: 10.9.5.2
    Timeout:      24 Type: Dynamic
Interface: t1-0/1/1.0
Interface: ge-0/2/2.0
Interface: ge-0/2/0.0
Interface: local
  Group: 224.0.0.2
    Source: 0.0.0.0

```

```

        Last reported by: Local
        Timeout:          0 Type: Dynamic
Group: 224.0.0.22
Source: 0.0.0.0
Last reported by: Local
Timeout:          0 Type: Dynamic

```

### show igmp group (Exclude Mode)

```

user@host> show igmp group
Interface: t1-0/1/0.0
Interface: t1-0/1/1.0
Interface: ge-0/2/2.0
Interface: ge-0/2/0.0
Interface: local
  Group: 224.0.0.2
    Source: 0.0.0.0
    Last reported by: Local
    Timeout:          0 Type: Dynamic
  Group: 224.0.0.22
    Source: 0.0.0.0
    Last reported by: Local
    Timeout:          0 Type: Dynamic

```

### show igmp group brief

The output for the **show igmp group brief** command is identical to that for the **show igmp group** command.

### show igmp group detail

```

user@host> show igmp group detail
Interface: t1-0/1/0.0
  Group: 232.1.1.1
    Group mode: Include
    Source: 10.0.0.2
    Source timeout: 12
    Last reported by: 10.9.5.2
    Group timeout:    0 Type: Dynamic
  Group: 232.1.1.1
    Group mode: Include
    Source: 10.0.0.3
    Source timeout: 12
    Last reported by: 10.9.5.2
    Group timeout:    0 Type: Dynamic
  Group: 232.1.1.1
    Group mode: Include
    Source: 10.0.0.4
    Source timeout: 12
    Last reported by: 10.9.5.2
    Group timeout:    0 Type: Dynamic
  Group: 232.1.1.2
    Group mode: Include
    Source: 10.0.0.4
    Source timeout: 12
    Last reported by: 10.9.5.2
    Group timeout:    0 Type: Dynamic
Interface: t1-0/1/1.0
Interface: ge-0/2/2.0
Interface: ge-0/2/0.0
Interface: local

```

```
Group: 224.0.0.2
  Group mode: Exclude
  Source: 0.0.0.0
  Source timeout: 0
  Last reported by: Local
  Group timeout:      0 Type: Dynamic
Group: 224.0.0.22
  Group mode: Exclude
  Source: 0.0.0.0
  Source timeout: 0
  Last reported by: Local
  Group timeout:      0 Type: Dynamic
```

## show configuration protocols igmp

|                                 |                                                                                                                                                                         |
|---------------------------------|-------------------------------------------------------------------------------------------------------------------------------------------------------------------------|
| <b>Syntax</b>                   | show configuration protocols igmp                                                                                                                                       |
| <b>Release Information</b>      | Command introduced in Junos OS Release 11.3 for the QFX Series.<br>Command introduced in Junos OS Release 14.1X53-D20 for the OCX Series.                               |
| <b>Description</b>              | Display Internet Group Management Protocol (IGMP) information.                                                                                                          |
| <b>Required Privilege Level</b> | view                                                                                                                                                                    |
| <b>Related Documentation</b>    | <ul style="list-style-type: none"> <li>• <a href="#">IGMP Snooping Overview on page 117</a></li> <li>• <a href="#">Configuring IGMP Snooping on page 121</a></li> </ul> |
| <b>List of Sample Output</b>    | <a href="#">show configuration protocols igmp on page 409</a>                                                                                                           |
| <b>Output Fields</b>            | <a href="#">Table 31 on page 405</a> describes the output fields for the <b>show configuration protocols igmp</b> command that relate to IGMP querying.                 |

**Table 32: show igmp group Output Fields**

| Field Name              | Field Description                                                                                        | Level of Output |
|-------------------------|----------------------------------------------------------------------------------------------------------|-----------------|
| accounting              | Enables notification for join and leave events.                                                          | All levels      |
| igmp-querier            | Configured source address for the IGMP querier.                                                          | All levels      |
| interface               | Name of the interface that receives IGMP membership reports.                                             | All levels      |
| query-interval          | Interval at which the IGMP querier sends general host-query messages to solicit membership information.  | All levels      |
| query-response-interval | How long the IGMP querier waits to receive a response from a query message before sending another query. | All levels      |
| src-address             | Source address of IGMP queries.                                                                          |                 |
| version                 | IGMP version.                                                                                            | All levels      |

## Sample Output

### show configuration protocols igmp

```

user@switch> show configuration protocols igmp
query-interval 150;
query-response-interval 50;
accounting;
interface vlan.43 {
  version 2;
}
igmp-querier {

```

```
src-address 10.0.0.2;  
}
```

## show igmp interface

|                                                       |                                                                                                                                                                                                                                                                                                                                                                                                                                     |
|-------------------------------------------------------|-------------------------------------------------------------------------------------------------------------------------------------------------------------------------------------------------------------------------------------------------------------------------------------------------------------------------------------------------------------------------------------------------------------------------------------|
| <b>List of Syntax</b>                                 | <a href="#">Syntax on page 411</a><br><a href="#">Syntax (EX Series Switches and the QFX Series) on page 411</a>                                                                                                                                                                                                                                                                                                                    |
| <b>Syntax</b>                                         | <pre>show igmp interface &lt;brief   detail&gt; &lt;interface-name&gt; &lt;logical-system (all   logical-system-name)&gt;</pre>                                                                                                                                                                                                                                                                                                     |
| <b>Syntax (EX Series Switches and the QFX Series)</b> | <pre>show igmp interface &lt;brief   detail&gt; &lt;interface-name&gt;</pre>                                                                                                                                                                                                                                                                                                                                                        |
| <b>Release Information</b>                            | <p>Command introduced before Junos OS Release 7.4.</p> <p>Command introduced in Junos OS Release 9.0 for EX Series switches.</p> <p>Command introduced in Junos OS Release 11.3 for the QFX Series.</p> <p>Command introduced in Junos OS Release 14.1X53-D20 for the OCX Series.</p>                                                                                                                                               |
| <b>Description</b>                                    | Display information about Internet Group Management Protocol (IGMP)-enabled interfaces.                                                                                                                                                                                                                                                                                                                                             |
| <b>Options</b>                                        | <p><b>none</b>—Display standard information about all IGMP-enabled interfaces.</p> <p><b>brief   detail</b>—(Optional) Display the specified level of output.</p> <p><b>interface-name</b>—(Optional) Display information about the specified IGMP-enabled interface only.</p> <p><b>logical-system (all   logical-system-name)</b>—(Optional) Perform this operation on all logical systems or on a particular logical system.</p> |
| <b>Required Privilege Level</b>                       | view                                                                                                                                                                                                                                                                                                                                                                                                                                |
| <b>Related Documentation</b>                          | <ul style="list-style-type: none"> <li>• <a href="#">clear igmp membership on page 400</a></li> </ul>                                                                                                                                                                                                                                                                                                                               |
| <b>List of Sample Output</b>                          | <a href="#">show igmp interface on page 413</a><br><a href="#">show igmp interface brief on page 414</a><br><a href="#">show igmp interface detail on page 414</a><br><a href="#">show igmp interface &lt;interface-name&gt; on page 414</a>                                                                                                                                                                                        |
| <b>Output Fields</b>                                  | <p><a href="#">Table 33 on page 411</a> describes the output fields for the <b>show igmp interface</b> command. Output fields are listed in the approximate order in which they appear.</p>                                                                                                                                                                                                                                         |

**Table 33: show igmp interface Output Fields**

| Field Name | Field Description      | Level of Output |
|------------|------------------------|-----------------|
| Interface  | Name of the interface. | All levels      |

Table 33: show igmp interface Output Fields (*continued*)

| Field Name                | Field Description                                                                                                                                                                                                                                                                                                                                                                                                                                                                       | Level of Output |
|---------------------------|-----------------------------------------------------------------------------------------------------------------------------------------------------------------------------------------------------------------------------------------------------------------------------------------------------------------------------------------------------------------------------------------------------------------------------------------------------------------------------------------|-----------------|
| <b>Querier</b>            | Address of the routing device that has been elected to send membership queries.                                                                                                                                                                                                                                                                                                                                                                                                         | All levels      |
| <b>State</b>              | State of the interface: <b>Up</b> or <b>Down</b> .                                                                                                                                                                                                                                                                                                                                                                                                                                      | All levels      |
| <b>SSM Map Policy</b>     | Name of the source-specific multicast (SSM) map policy that has been applied to the IGMP interface.                                                                                                                                                                                                                                                                                                                                                                                     | All levels      |
| <b>Timeout</b>            | How long until the IGMP querier is declared to be unreachable, in seconds.                                                                                                                                                                                                                                                                                                                                                                                                              | All levels      |
| <b>Version</b>            | IGMP version being used on the interface: 1, 2, or 3.                                                                                                                                                                                                                                                                                                                                                                                                                                   | All levels      |
| <b>Groups</b>             | Number of groups on the interface.                                                                                                                                                                                                                                                                                                                                                                                                                                                      | All levels      |
| <b>Group limit</b>        | Maximum number of groups allowed on the interface. Any joins requested after the limit is reached are rejected.                                                                                                                                                                                                                                                                                                                                                                         | All levels      |
| <b>Group threshold</b>    | Configured threshold at which a warning message is generated.<br><br>This threshold is based on a percentage of groups received on the interface. If the number of groups received reaches the configured threshold, the device generates a warning message.                                                                                                                                                                                                                            | All levels      |
| <b>Group log-interval</b> | Time (in seconds) between consecutive log messages.                                                                                                                                                                                                                                                                                                                                                                                                                                     | All levels      |
| <b>Immediate Leave</b>    | State of the immediate leave option: <ul style="list-style-type: none"> <li><b>On</b>—Indicates that the router removes a host from the multicast group as soon as the router receives a leave group message from a host associated with the interface.</li> <li><b>Off</b>—Indicates that after receiving a leave group message, instead of removing a host from the multicast group immediately, the router sends a group query to determine if another receiver responds.</li> </ul> | All levels      |
| <b>Promiscuous Mode</b>   | State of the promiscuous mode option: <ul style="list-style-type: none"> <li><b>On</b>—Indicates that the router can accept IGMP reports from subnetworks that are not associated with its interfaces.</li> <li><b>Off</b>—Indicates that the router can accept IGMP reports only from subnetworks that are associated with its interfaces.</li> </ul>                                                                                                                                  | All levels      |



Table 33: show igmp interface Output Fields (*continued*)

| Field Name                   | Field Description                                                                                                                                                                                                                                                                                                                                                                                                                                                                                                                                                                                                                                                                                                                                                                                                                                                                                                                                          | Level of Output |
|------------------------------|------------------------------------------------------------------------------------------------------------------------------------------------------------------------------------------------------------------------------------------------------------------------------------------------------------------------------------------------------------------------------------------------------------------------------------------------------------------------------------------------------------------------------------------------------------------------------------------------------------------------------------------------------------------------------------------------------------------------------------------------------------------------------------------------------------------------------------------------------------------------------------------------------------------------------------------------------------|-----------------|
| <b>Passive</b>               | <p>State of the passive mode option:</p> <ul style="list-style-type: none"> <li>• <b>On</b>—Indicates that the router can run IGMP on the interface but not send or receive control traffic such as IGMP reports, queries, and leaves.</li> <li>• <b>Off</b>—Indicates that the router can run IGMP on the interface and send or receive control traffic such as IGMP reports, queries, and leaves.</li> </ul> <p>The <b>passive</b> statement enables you to selectively activate up to two out of a possible three available query or control traffic options. When enabled, the following options appear after the <b>on</b> state declaration:</p> <ul style="list-style-type: none"> <li>• <b>send-general-query</b>—The interface sends general queries.</li> <li>• <b>send-group-query</b>—The interface sends group-specific and group-source-specific queries.</li> <li>• <b>allow-receive</b>—The interface receives control traffic.</li> </ul> | All levels      |
| <b>OIF map</b>               | Name of the OIF map (if configured) associated with the interface.                                                                                                                                                                                                                                                                                                                                                                                                                                                                                                                                                                                                                                                                                                                                                                                                                                                                                         | All levels      |
| <b>SSM map</b>               | Name of the source-specific multicast (SSM) map (if configured) used on the interface.                                                                                                                                                                                                                                                                                                                                                                                                                                                                                                                                                                                                                                                                                                                                                                                                                                                                     | All levels      |
| <b>Configured Parameters</b> | <p>Information configured by the user:</p> <ul style="list-style-type: none"> <li>• <b>IGMP Query Interval</b>—Interval (in seconds) at which this router sends membership queries when it is the querier.</li> <li>• <b>IGMP Query Response Interval</b>—Time (in seconds) that the router waits for a report in response to a general query.</li> <li>• <b>IGMP Last Member Query Interval</b>—Time (in seconds) that the router waits for a report in response to a group-specific query.</li> <li>• <b>IGMP Robustness Count</b>—Number of times the router retries a query.</li> </ul>                                                                                                                                                                                                                                                                                                                                                                | All levels      |
| <b>Derived Parameters</b>    | <p>Derived information:</p> <ul style="list-style-type: none"> <li>• <b>IGMP Membership Timeout</b>—Timeout period (in seconds) for group membership. If no report is received for these groups before the timeout expires, the group membership is removed.</li> <li>• <b>IGMP Other Querier Present Timeout</b>—Time (in seconds) that the router waits for the IGMP querier to send a query.</li> </ul>                                                                                                                                                                                                                                                                                                                                                                                                                                                                                                                                                 | All levels      |

## Sample Output

### show igmp interface

```

user@host> show igmp interface
Interface: at-0/3/1.0
  Querier: 10.111.30.1
  State:      Up Timeout:   None Version:  2 Groups:    4
  SSM Map Policy: ssm-policy-A
Interface: so-1/0/0.0
  Querier: 10.111.10.1
  State:      Up Timeout:   None Version:  2 Groups:    2
  SSM Map Policy: ssm-policy-B
Interface: so-1/0/1.0
  Querier: 10.111.20.1

```

```
State:          Up Timeout:    None Version:  2 Groups:      4
SSM Map Policy: ssm-policy-C
Immediate Leave: On
Promiscuous Mode: Off

Configured Parameters:
IGMP Query Interval: 125.0
IGMP Query Response Interval: 10.0
IGMP Last Member Query Interval: 1.0
IGMP Robustness Count: 2

Derived Parameters:
IGMP Membership Timeout: 260.0
IGMP Other Querier Present Timeout: 255.0
```

### **show igmp interface brief**

The output for the **show igmp interface brief** command is identical to that for the **show igmp interface** command. For sample output, see [show igmp interface on page 413](#).

### **show igmp interface detail**

The output for the **show igmp interface detail** command is identical to that for the **show igmp interface** command. For sample output, see [show igmp interface on page 413](#).

### **show igmp interface <interface-name>**

```
user@host# show igmp interface ge-3/2/0.0
Interface: ge-3/2/0.0
Querier: 20.1.1.1
State: Up Timeout:    None Version:  3 Groups:      1
Group limit: 8
Group threshold: 60
Group log-interval: 10
Immediate leave: Off
Promiscuous mode: Off
```

## show igmp statistics

|                                                     |                                                                                                                                                                                                                                                                                                                                                                                                                                |
|-----------------------------------------------------|--------------------------------------------------------------------------------------------------------------------------------------------------------------------------------------------------------------------------------------------------------------------------------------------------------------------------------------------------------------------------------------------------------------------------------|
| <b>List of Syntax</b>                               | <a href="#">Syntax on page 415</a><br><a href="#">Syntax (EX Series Switch and the QFX Series) on page 415</a>                                                                                                                                                                                                                                                                                                                 |
| <b>Syntax</b>                                       | <pre>show igmp statistics &lt;brief   detail&gt; &lt;interface <i>interface-name</i>&gt; &lt;logical-system (all   <i>logical-system-name</i>)&gt;</pre>                                                                                                                                                                                                                                                                       |
| <b>Syntax (EX Series Switch and the QFX Series)</b> | <pre>show igmp statistics &lt;brief   detail&gt; &lt;interface <i>interface-name</i>&gt;</pre>                                                                                                                                                                                                                                                                                                                                 |
| <b>Release Information</b>                          | <p>Command introduced before Junos OS Release 7.4.</p> <p>Command introduced in Junos OS Release 9.0 for EX Series switches.</p> <p>Command introduced in Junos OS Release 11.3 for the QFX Series.</p> <p>Command introduced in Junos OS Release 14.1X53-D20 for the OCX Series.</p>                                                                                                                                          |
| <b>Description</b>                                  | Display Internet Group Management Protocol (IGMP) statistics.                                                                                                                                                                                                                                                                                                                                                                  |
| <b>Options</b>                                      | <p><b>none</b>—Display IGMP statistics for all interfaces.</p> <p><b>brief   detail</b>—(Optional) Display the specified level of output.</p> <p><b>interface <i>interface-name</i></b>—(Optional) Display IGMP statistics about the specified interface only.</p> <p><b>logical-system (all   <i>logical-system-name</i>)</b>—(Optional) Perform this operation on all logical systems or on a particular logical system.</p> |
| <b>Required Privilege Level</b>                     | view                                                                                                                                                                                                                                                                                                                                                                                                                           |
| <b>Related Documentation</b>                        | <ul style="list-style-type: none"> <li>• <a href="#">clear igmp statistics on page 403</a></li> </ul>                                                                                                                                                                                                                                                                                                                          |
| <b>List of Sample Output</b>                        | <a href="#">show igmp statistics on page 416</a><br><a href="#">show igmp statistics interface on page 417</a>                                                                                                                                                                                                                                                                                                                 |
| <b>Output Fields</b>                                | <p><a href="#">Table 34 on page 415</a> describes the output fields for the <b>show igmp statistics</b> command. Output fields are listed in the approximate order in which they appear.</p>                                                                                                                                                                                                                                   |

**Table 34: show igmp statistics Output Fields**

| Field Name             | Field Description                                                                          |
|------------------------|--------------------------------------------------------------------------------------------|
| IGMP packet statistics | Heading for IGMP packet statistics for all interfaces or for the specified interface name. |

Table 34: show igmp statistics Output Fields (*continued*)

| Field Name             | Field Description                                                                                                                                                                                                                                                                                                                                                                                                                                                                                                                                                                                                                                                                                                                                                                                                                                                                                                                                                                                                                                                                                                                                                                                                                                                                                                                                                                                                                                                                                                                                                   |
|------------------------|---------------------------------------------------------------------------------------------------------------------------------------------------------------------------------------------------------------------------------------------------------------------------------------------------------------------------------------------------------------------------------------------------------------------------------------------------------------------------------------------------------------------------------------------------------------------------------------------------------------------------------------------------------------------------------------------------------------------------------------------------------------------------------------------------------------------------------------------------------------------------------------------------------------------------------------------------------------------------------------------------------------------------------------------------------------------------------------------------------------------------------------------------------------------------------------------------------------------------------------------------------------------------------------------------------------------------------------------------------------------------------------------------------------------------------------------------------------------------------------------------------------------------------------------------------------------|
| IGMP Message type      | <p>Summary of IGMP statistics:</p> <ul style="list-style-type: none"> <li>• <b>Membership Query</b>—Number of membership queries sent and received.</li> <li>• <b>V1 Membership Report</b>—Number of version 1 membership reports sent and received.</li> <li>• <b>DVMRP</b>—Number of DVMRP messages sent or received.</li> <li>• <b>PIM V1</b>—Number of PIM version 1 messages sent or received.</li> <li>• <b>Cisco Trace</b>—Number of Cisco trace messages sent or received.</li> <li>• <b>V2 Membership Report</b>—Number of version 2 membership reports sent or received.</li> <li>• <b>Group Leave</b>—Number of group leave messages sent or received.</li> <li>• <b>Mtrace Response</b>—Number of Mtrace response messages sent or received.</li> <li>• <b>Mtrace Request</b>—Number of Mtrace request messages sent or received.</li> <li>• <b>Domain Wide Report</b>—Number of domain-wide reports sent or received.</li> <li>• <b>V3 Membership Report</b>—Number of version 3 membership reports sent or received.</li> <li>• <b>Other Unknown types</b>—Number of unknown message types received.</li> <li>• <b>IGMP v3 unsupported type</b>—Number of messages received with unknown and unsupported IGMP version 3 message types.</li> <li>• <b>IGMP v3 source required for SSM</b>—Number of IGMP version 3 messages received that contained no source.</li> <li>• <b>IGMP v3 mode not applicable for SSM</b>—Number of IGMP version 3 messages received that did not contain a mode applicable for source-specific multicast (SSM).</li> </ul> |
| Received               | Number of messages received.                                                                                                                                                                                                                                                                                                                                                                                                                                                                                                                                                                                                                                                                                                                                                                                                                                                                                                                                                                                                                                                                                                                                                                                                                                                                                                                                                                                                                                                                                                                                        |
| Sent                   | Number of messages sent.                                                                                                                                                                                                                                                                                                                                                                                                                                                                                                                                                                                                                                                                                                                                                                                                                                                                                                                                                                                                                                                                                                                                                                                                                                                                                                                                                                                                                                                                                                                                            |
| Rx errors              | Number of received packets that contained errors.                                                                                                                                                                                                                                                                                                                                                                                                                                                                                                                                                                                                                                                                                                                                                                                                                                                                                                                                                                                                                                                                                                                                                                                                                                                                                                                                                                                                                                                                                                                   |
| IGMP Global Statistics | <p>Summary of IGMP statistics for all interfaces.</p> <ul style="list-style-type: none"> <li>• <b>Bad Length</b>—Number of messages received with length errors so severe that further classification could not occur.</li> <li>• <b>Bad Checksum</b>—Number of messages received with a bad IP checksum. No further classification was performed.</li> <li>• <b>Bad Receive If</b>—Number of messages received on an interface not enabled for IGMP.</li> <li>• <b>Rx non-local</b>—Number of messages received from senders that are not local.</li> <li>• <b>Timed out</b>—Number of groups that timed out as a result of not receiving an explicit leave message.</li> <li>• <b>Rejected Report</b>—Number of reports dropped because of the IGMP group policy.</li> <li>• <b>Total Interfaces</b>—Number of interfaces configured to support IGMP.</li> </ul>                                                                                                                                                                                                                                                                                                                                                                                                                                                                                                                                                                                                                                                                                                  |

## Sample Output

### show igmp statistics

```

user@host> show igmp statistics
IGMP packet statistics for all interfaces
IGMP Message type      Received      Sent  Rx errors
Membership Query        8883          459         0
V1 Membership Report     0             0          0

```

|                                     |      |   |   |
|-------------------------------------|------|---|---|
| DVMRP                               | 0    | 0 | 0 |
| PIM V1                              | 0    | 0 | 0 |
| Cisco Trace                         | 0    | 0 | 0 |
| V2 Membership Report                | 0    | 0 | 0 |
| Group Leave                         | 0    | 0 | 0 |
| Mtrace Response                     | 0    | 0 | 0 |
| Mtrace Request                      | 0    | 0 | 0 |
| Domain Wide Report                  | 0    | 0 | 0 |
| V3 Membership Report                | 0    | 0 | 0 |
| Other Unknown types                 |      |   | 0 |
| IGMP v3 unsupported type            |      |   | 0 |
| IGMP v3 source required for SSM     |      |   | 0 |
| IGMP v3 mode not applicable for SSM |      |   | 0 |
| IGMP Global Statistics              |      |   |   |
| Bad Length                          | 0    |   |   |
| Bad Checksum                        | 0    |   |   |
| Bad Receive If                      | 0    |   |   |
| Rx non-local                        | 1227 |   |   |
| Timed out                           | 0    |   |   |
| Rejected Report                     | 0    |   |   |
| Total Interfaces                    | 2    |   |   |

#### show igmp statistics interface

```

user@host> show igmp statistics interface fe-1/0/1.0
IGMP interface packet statistics for fe-1/0/1.0
IGMP Message type      Received      Sent  Rx errors
Membership Query        0           230      0
V1 Membership Report    0           0        0

```

## show system statistics igmp

---

|                                       |                                                                                                                                                                                                                                                                                                                                                                                                                                                                                                                                                                                                                                                                                                                                                                                                                                                                                                                                                                                                                                                                        |
|---------------------------------------|------------------------------------------------------------------------------------------------------------------------------------------------------------------------------------------------------------------------------------------------------------------------------------------------------------------------------------------------------------------------------------------------------------------------------------------------------------------------------------------------------------------------------------------------------------------------------------------------------------------------------------------------------------------------------------------------------------------------------------------------------------------------------------------------------------------------------------------------------------------------------------------------------------------------------------------------------------------------------------------------------------------------------------------------------------------------|
| <b>List of Syntax</b>                 | <a href="#">Syntax on page 418</a><br><a href="#">Syntax (EX Series Switches) on page 418</a><br><a href="#">Syntax (TX Matrix Router) on page 418</a><br><a href="#">Syntax (TX Matrix Plus Router) on page 418</a>                                                                                                                                                                                                                                                                                                                                                                                                                                                                                                                                                                                                                                                                                                                                                                                                                                                   |
| <b>Syntax</b>                         | show system statistics igmp                                                                                                                                                                                                                                                                                                                                                                                                                                                                                                                                                                                                                                                                                                                                                                                                                                                                                                                                                                                                                                            |
| <b>Syntax (EX Series Switches)</b>    | show system statistics igmp<br><all-members><br><local><br><member <i>member-id</i> >                                                                                                                                                                                                                                                                                                                                                                                                                                                                                                                                                                                                                                                                                                                                                                                                                                                                                                                                                                                  |
| <b>Syntax (TX Matrix Router)</b>      | show system statistics igmp<br><all-chassis   all-lcc   lcc <i>number</i>   scc>                                                                                                                                                                                                                                                                                                                                                                                                                                                                                                                                                                                                                                                                                                                                                                                                                                                                                                                                                                                       |
| <b>Syntax (TX Matrix Plus Router)</b> | show system statistics igmp<br><all-chassis   all-lcc   lcc <i>number</i>   sfc <i>number</i> >                                                                                                                                                                                                                                                                                                                                                                                                                                                                                                                                                                                                                                                                                                                                                                                                                                                                                                                                                                        |
| <b>Release Information</b>            | Command introduced before Junos OS Release 7.4.<br>Command introduced in Junos OS Release 9.0 for EX Series switches.<br><b>sfc</b> option introduced for the TX Matrix Plus router in Junos OS Release 9.6.<br>Command introduced in Junos OS Release 12.1 for the QFX Series.<br>Command introduced in Junos OS Release 14.1X53-D20 for the OCX Series.                                                                                                                                                                                                                                                                                                                                                                                                                                                                                                                                                                                                                                                                                                              |
| <b>Description</b>                    | Display system-wide Internet Group Management Protocol (IGMP) statistics.                                                                                                                                                                                                                                                                                                                                                                                                                                                                                                                                                                                                                                                                                                                                                                                                                                                                                                                                                                                              |
| <b>Options</b>                        | <b>none</b> —Display system statistics for IGMP.<br><br><b>all-chassis</b> —(TX Matrix routers and TX Matrix Plus routers only) (Optional) Display system statistics for IGMP for all the routers in the chassis.<br><br><b>all-lcc</b> —(TX Matrix routers and TX Matrix Plus routers only) (Optional) On a TX Matrix router, display system statistics for IGMP for all T640 routers (or line-card chassis) connected to the TX Matrix router. On a TX Matrix Plus router, display system statistics for IGMP for all connected T1600 or T4000 LCCs.<br><br><b>all-members</b> —(EX4200 switches only) (Optional) Display IGMP statistics for all members of the Virtual Chassis configuration.<br><br><b>lcc <i>number</i></b> —(TX Matrix routers and TX Matrix Plus routers only) (Optional) On a TX Matrix router, display system statistics for IGMP for a specific T640 router that is connected to the TX Matrix router. On a TX Matrix Plus router, display system statistics for IGMP for a specific router that is connected to the TX Matrix Plus router. |

Replace *number* with the following values depending on the LCC configuration:

- 0 through 3, when T640 routers are connected to a TX Matrix router in a routing matrix.
- 0 through 3, when T1600 routers are connected to a TX Matrix Plus router in a routing matrix.
- 0 through 7, when T1600 routers are connected to a TX Matrix Plus router with 3D SIBs in a routing matrix.
- 0, 2, 4, or 6, when T4000 routers are connected to a TX Matrix Plus router with 3D SIBs in a routing matrix.

**local**—(EX4200 switches only) (Optional) Display IGMP statistics for the local Virtual Chassis member.

**member *member-id***—(EX4200 switches only) (Optional) Display IGMP statistics for the specified member of the Virtual Chassis configuration. Replace *member-id* with a value from 0 through 9.

**scc**—(TX Matrix routers only) (Optional) Display system statistics for IGMP for the TX Matrix router (or switch-card chassis).

**sfc *number***—(TX Matrix Plus routers only) (Optional) Display system statistics for IGMP for the TX Matrix Plus router. Replace *number* with 0.

**Additional Information** By default, when you issue the **show system statistics igmp** command on the master Routing Engine of a TX Matrix router or a TX Matrix Plus router, the command is broadcast to all the master Routing Engines of the LCCs connected to it in the routing matrix. Likewise, if you issue the same command on the backup Routing Engine of a TX Matrix or a TX Matrix Plus router, the command is broadcast to all backup Routing Engines of the LCCs that are connected to it in the routing matrix.

**Required Privilege Level** view

**Related Documentation** • [Routing Matrix with a TX Matrix Plus Router Solutions Page](#)

**List of Sample Output** [show system statistics igmp on page 419](#)  
[show system statistics igmp \(EX Series Switches\) on page 420](#)  
[show system statistics igmp \(TX Matrix Plus Router\) on page 420](#)

## Sample Output

### show system statistics igmp

```
user@host> show system statistics igmp
igmp:
    17178 messages received
    0 messages received with too few bytes
    0 messages received with bad checksum
    0 membership queries received
```

```
0 membership queries received with invalid field(s)
0 membership reports received
0 membership reports received with invalid field(s)
0 membership reports received for groups to which we belong
0 membership reports sent
```

### show system statistics igmp (EX Series Switches)

```
user@host> show system statistics igmp
igmp:
    0 messages received
    0 messages received with too few bytes
    0 messages received with bad checksum
    0 membership queries received
    0 membership queries received with invalid fields
    0 membership reports received
    0 membership reports received with invalid fields
    0 membership reports received for groups to which we belong
    0 Membership reports sent
```

### show system statistics igmp (TX Matrix Plus Router)

```
user@host> show system statistics igmp
sfc0-re0:
-----
igmp:
    0 messages received
    0 messages received with too few bytes
    0 messages received with bad checksum
    0 membership queries received
    0 membership queries received with invalid field(s)
    0 membership reports received
    0 membership reports received with invalid field(s)
    0 membership reports received for groups to which we belong
    0 membership reports sent
```

```
lcc0-re0:
-----
igmp:
    0 messages received
    0 messages received with too few bytes
    0 messages received with bad checksum
    0 membership queries received
    0 membership queries received with invalid field(s)
    0 membership reports received
    0 membership reports received with invalid field(s)
    0 membership reports received for groups to which we belong
    0 membership reports sent
```

```
lcc1-re0:
-----
igmp:
    0 messages received
    0 messages received with too few bytes
    0 messages received with bad checksum
    0 membership queries received
    0 membership queries received with invalid field(s)
    0 membership reports received
    0 membership reports received with invalid field(s)
    0 membership reports received for groups to which we belong
    0 membership reports sent
```



lcc2-re0:

-----  
igmp:

0 messages received  
0 messages received with too few bytes  
0 messages received with bad checksum  
0 membership queries received  
0 membership queries received with invalid field(s)  
0 membership reports received  
0 membership reports received with invalid field(s)  
0 membership reports received for groups to which we belong  
0 membership reports sent

lcc3-re0:

-----  
igmp:

0 messages received  
0 messages received with too few bytes  
0 messages received with bad checksum  
0 membership queries received  
0 membership queries received with invalid field(s)  
0 membership reports received  
0 membership reports received with invalid field(s)  
0 membership reports received for groups to which we belong  
0 membership reports sent



## CHAPTER 18

# IGMP Snooping Monitoring Commands

- `clear igmp-snooping membership`
- `clear igmp-snooping statistics`
- `show igmp-snooping membership`
- `show igmp-snooping route`
- `show igmp-snooping statistics`
- `show igmp-snooping vlans`

## clear igmp-snooping membership

---

|                                 |                                                                                                             |
|---------------------------------|-------------------------------------------------------------------------------------------------------------|
| <b>Syntax</b>                   | <code>clear igmp-snooping membership</code><br><code>&lt;vlan <i>vlan-name</i>&gt;</code>                   |
| <b>Release Information</b>      | Command introduced in Junos OS Release 11.1 for the QFX Series.                                             |
| <b>Description</b>              | Clear IGMP snooping membership information.                                                                 |
| <b>Options</b>                  | <code>vlan <i>vlan-name</i></code> —(Optional) Name of the VLAN.                                            |
| <b>Required Privilege Level</b> | view                                                                                                        |
| <b>Related Documentation</b>    | <ul style="list-style-type: none"><li>• <a href="#">show igmp-snooping membership on page 426</a></li></ul> |
| <b>List of Sample Output</b>    | <a href="#">clear igmp-snooping membership on page 424</a>                                                  |

### Sample Output

#### clear igmp-snooping membership

```
user@switch> clear igmp-snooping membership vlan employee-vlan
```

## clear igmp-snooping statistics

---

|                                 |                                                                                                             |
|---------------------------------|-------------------------------------------------------------------------------------------------------------|
| <b>Syntax</b>                   | <code>clear igmp-snooping statistics</code>                                                                 |
| <b>Release Information</b>      | Command introduced in Junos OS Release 11.1 for the QFX Series.                                             |
| <b>Description</b>              | Clear IGMP snooping statistics.                                                                             |
| <b>Required Privilege Level</b> | view                                                                                                        |
| <b>Related Documentation</b>    | <ul style="list-style-type: none"><li>• <a href="#">show igmp-snooping statistics on page 431</a></li></ul> |
| <b>List of Sample Output</b>    | <a href="#">clear igmp-snooping statistics on page 425</a>                                                  |

### Sample Output

#### clear igmp-snooping statistics

```
user@switch> clear igmp-snooping statistics
```

## show igmp-snooping membership

|                                 |                                                                                                                                                                                                                                                                                                                                                                                 |
|---------------------------------|---------------------------------------------------------------------------------------------------------------------------------------------------------------------------------------------------------------------------------------------------------------------------------------------------------------------------------------------------------------------------------|
| <b>Syntax</b>                   | <pre>show igmp-snooping membership &lt;brief   detail&gt; &lt;interface <i>interface-name</i>&gt; &lt;vlan <i>vlan-id</i>   <i>vlan-name</i>&gt;</pre>                                                                                                                                                                                                                          |
| <b>Release Information</b>      | <p>Command introduced in Junos OS Release 11.1 for the QFX Series.</p> <p>IGMPv3 output introduced in Junos OS Release 12.1 for the QFX Series.</p>                                                                                                                                                                                                                             |
| <b>Description</b>              | Display IGMP snooping membership information.                                                                                                                                                                                                                                                                                                                                   |
| <b>Options</b>                  | <p><b>none</b>—Display general parameters.</p> <p><b>brief   detail</b>—(Optional) Display the specified level of output.</p> <p><b>interface <i>interface-name</i></b>—(Optional) Display IGMP snooping information for the specified interface.</p> <p><b>vlan <i>vlan-id</i>   <i>vlan-name</i></b>—(Optional) Display IGMP snooping information for the specified VLAN.</p> |
| <b>Required Privilege Level</b> | view                                                                                                                                                                                                                                                                                                                                                                            |
| <b>Related Documentation</b>    | <ul style="list-style-type: none"> <li>• <a href="#">Monitoring IGMP Snooping on page 125</a></li> <li>• <a href="#">Configuring IGMP Snooping on page 121</a></li> <li>• <a href="#">show igmp-snooping route on page 429</a></li> <li>• <a href="#">show igmp-snooping statistics on page 431</a></li> <li>• <a href="#">show igmp-snooping vlans on page 433</a></li> </ul>  |
| <b>List of Sample Output</b>    | <p><a href="#">show igmp-snooping membership on page 427</a></p> <p><a href="#">show igmp-snooping membership detail on page 428</a></p>                                                                                                                                                                                                                                        |
| <b>Output Fields</b>            | <p><a href="#">Table 35 on page 426</a> lists the output fields for the <b>show igmp-snooping membership</b> command. Output fields are listed in the approximate order in which they appear.</p>                                                                                                                                                                               |

**Table 35: show igmp-snooping membership Output Fields**

| Field Name | Field Description                 | Level of Output |
|------------|-----------------------------------|-----------------|
| VLAN       | Name of the VLAN.                 | All             |
| Interfaces | Interfaces assigned to the VLAN.  | All             |
| Tag        | Numerical identifier of the VLAN. | <b>detail</b>   |

Table 35: show igmp-snooping membership Output Fields (*continued*)

| Field Name                                                          | Field Description                                                                                                                                                                                     | Level of Output |
|---------------------------------------------------------------------|-------------------------------------------------------------------------------------------------------------------------------------------------------------------------------------------------------|-----------------|
| Router interfaces                                                   | Names of multicast router interfaces.                                                                                                                                                                 | <b>detail</b>   |
| <ul style="list-style-type: none"> <li>static or dynamic</li> </ul> | Whether the multicast router interface is <b>static</b> or <b>dynamic</b> .                                                                                                                           | <b>detail</b>   |
| <ul style="list-style-type: none"> <li>Uptime</li> </ul>            | For static interfaces, length of time since the interface was configured as a multicast router interface; for dynamic interfaces, length of time since the first query was received on the interface. | <b>detail</b>   |
| <ul style="list-style-type: none"> <li>timeout</li> </ul>           | Query timeout in seconds.                                                                                                                                                                             | <b>detail</b>   |
| Group                                                               | IP multicast address of the multicast group.                                                                                                                                                          | <b>detail</b>   |
| Receiver count                                                      | Number of interfaces that have membership in a multicast group.                                                                                                                                       | <b>detail</b>   |
| Flags                                                               | IGMP version of the host sending a join message.                                                                                                                                                      | <b>detail</b>   |
| Uptime                                                              | Length of time a multicast group has been active on the interface.                                                                                                                                    | <b>detail</b>   |
| timeout                                                             | Time (in seconds) left until the entry for the multicast group is removed.                                                                                                                            | All             |
| Last reporter                                                       | Last host to report membership for the multicast group.                                                                                                                                               | <b>detail</b>   |
| Include source                                                      | Source addresses from which multicast streams are allowed based on IGMPv3 reports.                                                                                                                    | <b>detail</b>   |

## Sample Output

### show igmp-snooping membership

```

user@switch> show igmp-snooping membership
VLAN: v1
  224.1.1.1      *           258 secs
    Interfaces: ge-0/0/0.0
  224.1.1.3      *           258 secs
    Interfaces: ge-0/0/0.0
  224.1.1.5      *           258 secs
    Interfaces: ge-0/0/0.0
  224.1.1.7      *           258 secs

```

```
Interfaces: ge-0/0/0.0
224.1.1.9      *           258 secs
Interfaces: ge-0/0/0.0
224.1.1.11    *           258 secs
Interfaces: ge-0/0/0.0
```

### show igmp-snooping membership detail

```
user@switch> show igmp-snooping membership detail
VLAN: v43 Tag: 43 (Index: 4)
Group: 225.0.0.2
Receiver count: 1, Flags: <V3-hosts>
  ge-0/0/15.0 Uptime: 00:00:11 timeout: 248 Last reporter: 10.2.10.16
  Include source: 1.2.1.1, 1.3.1.1
VLAN: v44 Tag: 44 (Index: 5)
Group: 225.0.0.1
Receiver count: 1, Flags: <V2-hosts>
  ge-0/0/21.0 Uptime: 00:00:02 timeout: 257
VLAN: v110 Tag: 110 (Index: 4)
Router interfaces:
  ge-0/0/3.0 static Uptime: 00:08:45
  ge-0/0/2.0 static Uptime: 00:08:45
  ge-0/0/4.0 dynamic Uptime: 00:16:41 timeout: 254
Group: 225.0.0.3
Receiver count: 1, Flags: <V3-hosts>
  ge-0/0/5.0 Uptime: 00:00:19 timeout: 259
Group: 225.1.1.1
Receiver count: 1, Flags: <V2-hosts>
  ge-0/0/5.0 Uptime: 00:22:43 timeout: 96
Group: 225.2.2.2
Receiver count: 1, Flags: <V2-hosts Static>
  ge-0/0/5.0 Uptime: 00:23:13
```



## show igmp-snooping route

|                                 |                                                                                                                                                                                                                                                                                                                                                                            |
|---------------------------------|----------------------------------------------------------------------------------------------------------------------------------------------------------------------------------------------------------------------------------------------------------------------------------------------------------------------------------------------------------------------------|
| <b>Syntax</b>                   | <pre>show igmp-snooping route &lt;brief   detail&gt; &lt;ethernet-switching &lt;brief   detail   vlan (vlan-id   vlan-name )&gt;&gt; &lt;inet &lt;brief   detail   vlan vlan-name&gt;&gt; &lt;vlan vlan-name&gt;</pre>                                                                                                                                                     |
| <b>Release Information</b>      | Command introduced in Junos OS Release 11.1 for the QFX Series.                                                                                                                                                                                                                                                                                                            |
| <b>Description</b>              | Display IGMP snooping route information.                                                                                                                                                                                                                                                                                                                                   |
| <b>Options</b>                  | <p><b>none</b>—Display general parameters.</p> <p><b>brief   detail</b>—(Optional) Display the specified level of output.</p> <p><b>ethernet-switching</b>—(Optional) Display Ethernet switching information.</p> <p><b>inet</b>—(Optional) Display <b>inet</b> information.</p> <p><b>vlan vlan-name</b>—(Optional) Display route information for the specified VLAN.</p> |
| <b>Required Privilege Level</b> | view                                                                                                                                                                                                                                                                                                                                                                       |
| <b>Related Documentation</b>    | <ul style="list-style-type: none"> <li>• <a href="#">Monitoring IGMP Snooping on page 125</a></li> <li>• <a href="#">Configuring IGMP Snooping on page 121</a></li> <li>• <a href="#">show igmp-snooping statistics on page 431</a></li> <li>• <a href="#">show igmp-snooping vlans on page 433</a></li> </ul>                                                             |
| <b>List of Sample Output</b>    | <p><a href="#">show igmp-snooping route on page 430</a></p> <p><a href="#">show igmp-snooping route vlan v1 on page 430</a></p>                                                                                                                                                                                                                                            |
| <b>Output Fields</b>            | <p><a href="#">Table 36 on page 429</a> lists the output fields for the <b>show igmp-snooping route</b> command. Output fields are listed in the approximate order in which they appear.</p>                                                                                                                                                                               |

**Table 36: show igmp-snooping route Output Fields**

| Field Name | Field Description                              |
|------------|------------------------------------------------|
| Table      | (For internal use only. Value is always 0.)    |
| VLAN       | Name of the VLAN.                              |
| Group      | Multicast group address.                       |
| Interfaces | Interfaces on which IGMP packets were snooped. |
| Next-hop   | ID associated with the next-hop device.        |

## Sample Output

### show igmp-snooping route

```
user@switch> show igmp-snooping route
VLAN          Group          Next-hop
V11           224.1.1.1, *      533
               Interfaces: ge-0/0/13.0, ge-0/0/1.0
VLAN          Group          Next-hop
v12           224.1.1.3, *      534
               Interfaces: ge-0/0/13.0, ge-0/0/0.0
```

### show igmp-snooping route vlan v1

```
user@switch> show igmp-snooping route vlan v1
Table: 0
VLAN          Group          Next-hop
v1           224.1.1.1, *      1266
               Interfaces: ge-0/0/0.0
v1           224.1.1.3, *      1266
               Interfaces: ge-0/0/0.0
v1           224.1.1.5, *      1266
               Interfaces: ge-0/0/0.0
v1           224.1.1.7, *      1266
               Interfaces: ge-0/0/0.0
v1           224.1.1.9, *      1266
               Interfaces: ge-0/0/0.0
v1           224.1.1.11, *     1266
               Interfaces: ge-0/0/0.0
```

## show igmp-snooping statistics

|                                 |                                                                                                                                                                                                                                                                                                           |
|---------------------------------|-----------------------------------------------------------------------------------------------------------------------------------------------------------------------------------------------------------------------------------------------------------------------------------------------------------|
| <b>Syntax</b>                   | <b>show igmp-snooping statistics</b>                                                                                                                                                                                                                                                                      |
| <b>Release Information</b>      | Command introduced in Junos OS Release 11.1 for the QFX Series.                                                                                                                                                                                                                                           |
| <b>Description</b>              | Display IGMP snooping statistics.                                                                                                                                                                                                                                                                         |
| <b>Required Privilege Level</b> | view                                                                                                                                                                                                                                                                                                      |
| <b>Related Documentation</b>    | <ul style="list-style-type: none"> <li>• <a href="#">Monitoring IGMP Snooping on page 125</a></li> <li>• <a href="#">Configuring IGMP Snooping on page 121</a></li> <li>• <a href="#">show igmp-snooping route on page 429</a></li> <li>• <a href="#">show igmp-snooping vlans on page 433</a></li> </ul> |
| <b>List of Sample Output</b>    | <a href="#">show igmp-snooping statistics on page 432</a>                                                                                                                                                                                                                                                 |
| <b>Output Fields</b>            | Table 37 on page 431 lists the output fields for the <b>show igmp-snooping statistics</b> command. Output fields are listed in the approximate order in which they appear.                                                                                                                                |

**Table 37: show igmp-snooping statistics Output Fields**

| Field Name        | Field Description                                                                           |
|-------------------|---------------------------------------------------------------------------------------------|
| Bad length        | IGMP packet has illegal or bad length.                                                      |
| Bad checksum      | IGMP or IP checksum is incorrect.                                                           |
| Invalid interface | Packet was received through an invalid interface.                                           |
| Not local         | Number of packets received from senders that are not local.                                 |
| Receive unknown   | Unknown IGMP type.                                                                          |
| Timed out         | Number of timeouts for all multicast groups.                                                |
| IGMP Type         | Type of IGMP message ( <b>Queries</b> , <b>Reports</b> , <b>Leaves</b> , or <b>Other</b> ). |
| Received          | Number of IGMP packets received.                                                            |
| Transmitted       | Number of IGMP packets transmitted.                                                         |
| Recv Errors       | Number of general receive errors.                                                           |

## Sample Output

### show igmp-snooping statistics

```
user@switch> show igmp-snooping statistics
```

```
Bad length: 0 Bad checksum: 0 Invalid interface: 0
```

```
Not local: 0 Receive unknown: 0 Timed out: 58
```

| IGMP Type | Received | Transmitted | Recv Errors |
|-----------|----------|-------------|-------------|
| Queries:  | 74295    | 0           | 0           |
| Reports:  | 18148423 | 0           | 16333523    |
| Leaves:   | 0        | 0           | 0           |
| Other:    | 0        | 0           | 0           |

## show igmp-snooping vlans

|                                 |                                                                                                                                                                                                                                                                                                                |
|---------------------------------|----------------------------------------------------------------------------------------------------------------------------------------------------------------------------------------------------------------------------------------------------------------------------------------------------------------|
| <b>Syntax</b>                   | <code>show igmp-snooping vlans</code><br><code>&lt;brief   detail&gt;</code><br><code>&lt;vlan <i>vlan-id</i>   <i>vlan-name</i>&gt;</code>                                                                                                                                                                    |
| <b>Release Information</b>      | Command introduced in Junos OS Release 11.1 for the QFX Series.                                                                                                                                                                                                                                                |
| <b>Description</b>              | Display IGMP snooping VLAN information.                                                                                                                                                                                                                                                                        |
| <b>Options</b>                  | <p><b>none</b>—Display general parameters.</p> <p><b>brief   detail</b>—(Optional) Display the specified level of output.</p> <p><b>vlan <i>vlan-id</i>   vlan <i>vlan-number</i></b>—(Optional) Display VLAN information for the specified VLAN.</p>                                                          |
| <b>Required Privilege Level</b> | view                                                                                                                                                                                                                                                                                                           |
| <b>Related Documentation</b>    | <ul style="list-style-type: none"> <li>• <a href="#">Monitoring IGMP Snooping on page 125</a></li> <li>• <a href="#">Configuring IGMP Snooping on page 121</a></li> <li>• <a href="#">show igmp-snooping route on page 429</a></li> <li>• <a href="#">show igmp-snooping statistics on page 431</a></li> </ul> |
| <b>List of Sample Output</b>    | <p><a href="#">show igmp-snooping vlans on page 434</a></p> <p><a href="#">show igmp-snooping vlans vlan on page 434</a></p> <p><a href="#">show igmp-snooping vlans vlan detail on page 434</a></p>                                                                                                           |
| <b>Output Fields</b>            | Table 38 on page 433 lists the output fields for the <b>show igmp-snooping vlans</b> command. Output fields are listed in the approximate order in which they appear.                                                                                                                                          |

**Table 38: show igmp-snooping vlans Output Fields**

| Field Name             | Field Description                                                       | Level of Output |
|------------------------|-------------------------------------------------------------------------|-----------------|
| <b>VLAN</b>            | Name of the VLAN.                                                       | All levels      |
| <b>IGMP-L2-Querier</b> | Source address for IGMP snooping queries (if switch is an IGMP querier) | All levels      |
| <b>Interfaces</b>      | Number of interfaces in the VLAN.                                       | All levels      |
| <b>Groups</b>          | Number of groups in the VLAN.                                           | All levels      |
| <b>MRouters</b>        | Number of multicast routers associated with the VLAN.                   | All levels      |
| <b>Receivers</b>       | Number of host receivers in the VLAN.                                   | All levels      |

Table 38: show igmp-snooping vlans Output Fields (*continued*)

| Field Name         | Field Description                                                                                                                                                                                          | Level of Output |
|--------------------|------------------------------------------------------------------------------------------------------------------------------------------------------------------------------------------------------------|-----------------|
| Tag                | Numerical identifier of the VLAN.                                                                                                                                                                          | detail          |
| tagged   untagged  | Interface participates in a tagged (802.1Q) or untagged (native) VLAN.                                                                                                                                     | detail          |
| vlan-interface     | Internal VLAN interface identifier.                                                                                                                                                                        | detail          |
| Membership timeout | Membership timeout value.                                                                                                                                                                                  | detail          |
| Querier timeout    | Timeout value for interfaces dynamically marked as router or switch interfaces (interfaces that receive queries). When the querier timeout is reached, the switch marks the interface as a host interface. | detail          |
| Interface          | Name of the interface.                                                                                                                                                                                     | detail          |
| Reporters          | Number of dynamic groups on an interface.                                                                                                                                                                  | detail          |

## Sample Output

### show igmp-snooping vlans

```

user@switch> show igmp-snooping vlans
VLAN      Interfaces Groups MRouters Receivers
default   0          0      0        0
v1         11         50      0        0
v10        1          0      0        0
v11        1          0      0        0
v180       3          0      1        0
v181       3          0      0        0
v182       3          0      0        0

```

### show igmp-snooping vlans vlan

```

user@switch> show igmp-snooping vlans vlan v10
user@switch> show igmp-snooping vlans vlan v10
VLAN      Interfaces Groups MRouters Receivers
v10       1          0      0        0

```

### show igmp-snooping vlans vlan detail

```

user@switch> show igmp-snooping vlans vlan v10 detail
VLAN: v10, Tag: 10, vlan-interface: vlan.10
Interface: ge-0/0/10.0, tagged, Groups: 0
IGMP-L2-Querier: Stopped, SourceAddress: 10.10.1.2

```

## CHAPTER 19

# MSDP Monitoring Commands

- `clear msdp cache`
- `clear msdp statistics`
- `show msdp`
- `show msdp source`
- `show msdp source-active`
- `show msdp statistics`
- `test msdp`

## clear msdp cache

---

|                                 |                                                                                                                                                                                                                                                                                                                                                                                                                                                                                                                                                                                                                             |
|---------------------------------|-----------------------------------------------------------------------------------------------------------------------------------------------------------------------------------------------------------------------------------------------------------------------------------------------------------------------------------------------------------------------------------------------------------------------------------------------------------------------------------------------------------------------------------------------------------------------------------------------------------------------------|
| <b>Syntax</b>                   | <code>clear msdp cache</code><br><code>&lt;all&gt;</code><br><code>&lt;instance <i>instance-name</i>&gt;</code><br><code>&lt;logical-system (all   <i>logical-system-name</i>)&gt;</code><br><code>&lt;peer <i>peer-address</i>&gt;</code>                                                                                                                                                                                                                                                                                                                                                                                  |
| <b>Release Information</b>      | Command introduced before Junos OS Release 7.4.<br>Command introduced in Junos OS Release 12.1 for the QFX Series.<br>Command introduced in Junos OS Release 14.1X53-D20 for the OCX Series.                                                                                                                                                                                                                                                                                                                                                                                                                                |
| <b>Description</b>              | Clear the entries in the Multicast Source Discovery Protocol (MSDP) source-active cache.                                                                                                                                                                                                                                                                                                                                                                                                                                                                                                                                    |
| <b>Options</b>                  | <b>all</b> —(Optional) Clear MLD memberships for groups and interfaces in the master instance.<br><br><b>none</b> —Automatically clears entries in the MSDP source-active cache for all instances, logical systems, and peers.<br><br><b>instance <i>instance-name</i></b> —(Optional) Clear entries for a specific MSDP instance.<br><br><b>logical-system (all   <i>logical-system-name</i>)</b> —(Optional) Perform this operation on all logical systems or on a particular logical system.<br><br><b>peer <i>peer-address</i></b> —(Optional) Clear the MSDP source-active cache entries learned from a specific peer. |
| <b>Required Privilege Level</b> | clear                                                                                                                                                                                                                                                                                                                                                                                                                                                                                                                                                                                                                       |
| <b>Related Documentation</b>    | <ul style="list-style-type: none"><li>• <a href="#">show msdp source-active on page 442</a></li></ul>                                                                                                                                                                                                                                                                                                                                                                                                                                                                                                                       |
| <b>List of Sample Output</b>    | <a href="#">clear msdp cache all on page 436</a>                                                                                                                                                                                                                                                                                                                                                                                                                                                                                                                                                                            |
| <b>Output Fields</b>            | When you enter this command, you are provided feedback on the status of your request.                                                                                                                                                                                                                                                                                                                                                                                                                                                                                                                                       |

### Sample Output

#### clear msdp cache all

```
user@host> clear msdp cache all
```



## clear msdp statistics

---

|                                 |                                                                                                                                                                                                                                                                                                                                                                                                                     |
|---------------------------------|---------------------------------------------------------------------------------------------------------------------------------------------------------------------------------------------------------------------------------------------------------------------------------------------------------------------------------------------------------------------------------------------------------------------|
| <b>Syntax</b>                   | clear msdp statistics<br><instance <i>instance-name</i> ><br><logical-system (all   <i>logical-system-name</i> )><br><peer <i>peer-address</i> >                                                                                                                                                                                                                                                                    |
| <b>Release Information</b>      | Command introduced before Junos OS Release 7.4.<br>Command introduced in Junos OS Release 12.1 for the QFX Series.<br>Command introduced in Junos OS Release 14.1X53-D20 for the OCX Series.                                                                                                                                                                                                                        |
| <b>Description</b>              | Clear Multicast Source Discovery Protocol (MSDP) peer statistics.                                                                                                                                                                                                                                                                                                                                                   |
| <b>Options</b>                  | <b>none</b> —Clear MSDP statistics for all peers.<br><br><b>instance <i>instance-name</i></b> —(Optional) Clear statistics for the specified instance.<br><br><b>logical-system (all   <i>logical-system-name</i>)</b> —(Optional) Perform this operation on all logical systems or on a particular logical system.<br><br><b>peer <i>peer-address</i></b> —(Optional) Clear the statistics for the specified peer. |
| <b>Required Privilege Level</b> | clear                                                                                                                                                                                                                                                                                                                                                                                                               |
| <b>Related Documentation</b>    | <ul style="list-style-type: none"> <li>• <a href="#">show msdp statistics on page 445</a></li> </ul>                                                                                                                                                                                                                                                                                                                |
| <b>List of Sample Output</b>    | <a href="#">clear msdp statistics on page 437</a>                                                                                                                                                                                                                                                                                                                                                                   |
| <b>Output Fields</b>            | When you enter this command, you are provided feedback on the status of your request.                                                                                                                                                                                                                                                                                                                               |

### Sample Output

#### clear msdp statistics

```
user@host> clear msdp statistics
```

## show msdp

|                                 |                                                                                                                                                                                                                                                                                                                                                                                                                                                                                                                                             |
|---------------------------------|---------------------------------------------------------------------------------------------------------------------------------------------------------------------------------------------------------------------------------------------------------------------------------------------------------------------------------------------------------------------------------------------------------------------------------------------------------------------------------------------------------------------------------------------|
| <b>Syntax</b>                   | <pre>show msdp &lt;brief   detail&gt; &lt;instance <i>instance-name</i>&gt; &lt;logical-system (all   <i>logical-system-name</i>)&gt; &lt;peer <i>peer-address</i>&gt;</pre>                                                                                                                                                                                                                                                                                                                                                                |
| <b>Release Information</b>      | <p>Command introduced before Junos OS Release 7.4.</p> <p>Command introduced in Junos OS Release 12.1 for the QFX Series.</p> <p>Command introduced in Junos OS Release 14.1X53-D20 for the OCX Series.</p>                                                                                                                                                                                                                                                                                                                                 |
| <b>Description</b>              | Display Multicast Source Discovery Protocol (MSDP) information.                                                                                                                                                                                                                                                                                                                                                                                                                                                                             |
| <b>Options</b>                  | <p><b>none</b>—Display standard MSDP information for all routing instances.</p> <p><b>brief   detail</b>—(Optional) Display the specified level of output.</p> <p><b>instance <i>instance-name</i></b>—(Optional) Display information for the specified instance only.</p> <p><b>logical-system (all   <i>logical-system-name</i>)</b>—(Optional) Perform this operation on all logical systems or on a particular logical system.</p> <p><b>peer <i>peer-address</i></b>—(Optional) Display information about the specified peer only.</p> |
| <b>Required Privilege Level</b> | view                                                                                                                                                                                                                                                                                                                                                                                                                                                                                                                                        |
| <b>Related Documentation</b>    | <ul style="list-style-type: none"> <li>• <a href="#">show msdp source on page 440</a></li> <li>• <a href="#">show msdp source-active on page 442</a></li> <li>• <a href="#">show msdp statistics on page 445</a></li> </ul>                                                                                                                                                                                                                                                                                                                 |
| <b>List of Sample Output</b>    | <p><a href="#">show msdp on page 439</a></p> <p><a href="#">show msdp brief on page 439</a></p> <p><a href="#">show msdp detail on page 439</a></p>                                                                                                                                                                                                                                                                                                                                                                                         |
| <b>Output Fields</b>            | Table 39 on page 438 describes the output fields for the <b>show msdp</b> command. Output fields are listed in the approximate order in which they appear.                                                                                                                                                                                                                                                                                                                                                                                  |

Table 39: show msdp Output Fields

| Field Name    | Field Description                                                                        | Level of Output |
|---------------|------------------------------------------------------------------------------------------|-----------------|
| Peer address  | IP address of the peer.                                                                  | All levels      |
| Local address | Local address of the peer.                                                               | All levels      |
| State         | Status of the MSDP connection: <b>Listen</b> , <b>Established</b> , or <b>Inactive</b> . | All levels      |
| Last up/down  | Time at which the most recent peer-state change occurred.                                | All levels      |

Table 39: show msdp Output Fields (*continued*)

| Field Name           | Field Description                                                                                                                                                                   | Level of Output |
|----------------------|-------------------------------------------------------------------------------------------------------------------------------------------------------------------------------------|-----------------|
| Peer-Group           | Peer group name.                                                                                                                                                                    | All levels      |
| SA Count             | Number of source-active cache entries advertised by each peer that were accepted, compared to the number that were received, in the format <i>number-accepted/number-received</i> . | All levels      |
| Peer Connect Retries | Number of peer connection retries.                                                                                                                                                  | detail          |
| State timer expires  | Number of seconds before another message is sent to a peer.                                                                                                                         | detail          |
| Peer Times out       | Number of seconds to wait for a response from the peer before the peer is declared unavailable.                                                                                     | detail          |
| SA accepted          | Number of entries in the source-active cache accepted from the peer.                                                                                                                | detail          |
| SA received          | Number of entries in the source-active cache received by the peer.                                                                                                                  | detail          |

## Sample Output

### show msdp

```

user@host> show msdp
Peer address    Local address  State      Last up/down Peer-Group SA Count
198.32.8.193    198.32.8.195  Established 5d 19:25:44 North23    120/150
198.32.8.194    198.32.8.195  Established 3d 19:27:27 North23    300/345
198.32.8.196    198.32.8.195  Established 5d 19:39:36 North23    10/13
198.32.8.197    198.32.8.195  Established 5d 19:32:27 North23     5/6
198.32.8.198    198.32.8.195  Established 3d 19:33:04 North23   2305/3000

```

### show msdp brief

The output for the **show msdp brief** command is identical to that for the **show msdp** command. For sample output, see [show msdp on page 439](#).

### show msdp detail

```

user@host> show msdp detail
Peer: 10.255.70.15
Local address: 10.255.70.19
State: Established
Peer Connect Retries: 0
State timer expires: 22
Peer Times out: 49
SA accepted: 0
SA received: 0

```

## show msdp source

---

|                                 |                                                                                                                                                                                                                                                                                                                                                                                                                                                                                                       |
|---------------------------------|-------------------------------------------------------------------------------------------------------------------------------------------------------------------------------------------------------------------------------------------------------------------------------------------------------------------------------------------------------------------------------------------------------------------------------------------------------------------------------------------------------|
| <b>Syntax</b>                   | <code>show msdp source</code><br><code>&lt;instance <i>instance-name</i>&gt;</code><br><code>&lt;logical-system (all   <i>logical-system-name</i>)&gt;</code><br><code>&lt;source-address&gt;</code>                                                                                                                                                                                                                                                                                                  |
| <b>Release Information</b>      | Command introduced before Junos OS Release 7.4.<br>Command introduced in Junos OS Release 12.1 for the QFX Series.<br>Command introduced in Junos OS Release 14.1X53-D20 for the OCX Series.                                                                                                                                                                                                                                                                                                          |
| <b>Description</b>              | Display multicast sources learned from Multicast Source Discovery Protocol (MSDP).                                                                                                                                                                                                                                                                                                                                                                                                                    |
| <b>Options</b>                  | <b>none</b> —Display standard MSDP source information for all routing instances.<br><br><b>instance <i>instance-name</i></b> —(Optional) Display information for the specified instance only.<br><br><b>logical-system (all   <i>logical-system-name</i>)</b> —(Optional) Perform this operation on all logical systems or on a particular logical system.<br><br><b>source-address</b> —(Optional) IP address and optional prefix length. Display information for the specified source address only. |
| <b>Required Privilege Level</b> | view                                                                                                                                                                                                                                                                                                                                                                                                                                                                                                  |
| <b>Related Documentation</b>    | <ul style="list-style-type: none"><li>• <a href="#">show msdp on page 438</a></li><li>• <a href="#">show msdp source-active on page 442</a></li><li>• <a href="#">show msdp statistics on page 445</a></li></ul>                                                                                                                                                                                                                                                                                      |
| <b>List of Sample Output</b>    | <a href="#">show msdp source on page 441</a>                                                                                                                                                                                                                                                                                                                                                                                                                                                          |

**Output Fields** Table 40 on page 441 describes the output fields for the **show msdp source** command. Output fields are listed in the approximate order in which they appear.

**Table 40: show msdp source Output Fields**

| Field Name     | Field Description                                                                                                                                                                                                                                                       |
|----------------|-------------------------------------------------------------------------------------------------------------------------------------------------------------------------------------------------------------------------------------------------------------------------|
| Source address | IP address of the source.                                                                                                                                                                                                                                               |
| /Len           | Length of the prefix for this IP address.                                                                                                                                                                                                                               |
| Type           | Discovery method for this multicast source: <ul style="list-style-type: none"> <li>• <b>Configured</b>—Source-active limit explicitly configured for this source.</li> <li>• <b>Dynamic</b>—Source-active limit established when this source was discovered.</li> </ul> |
| Maximum        | Source-active limit applied to this source.                                                                                                                                                                                                                             |
| Threshold      | Source-active threshold applied to this source.                                                                                                                                                                                                                         |
| Exceeded       | Number of source-active messages received from this source exceeding the established maximum.                                                                                                                                                                           |

## Sample Output

### show msdp source

```

user@host> show msdp source
Source address /Len  Type      Maximum  Threshold  Exceeded
0.0.0.0       /0    Configured    5        none       0
10.1.0.0      /16   Configured    500      none       0
10.1.1.1      /32   Configured    10000    none       0
10.1.1.2      /32   Dynamic       6936     none       0
10.1.5.5      /32   Dynamic       500      none      123
10.2.1.1      /32   Dynamic        2        none       0

```

## show msdp source-active

---

|                                 |                                                                                                                                                                                                                                                                                                                                                                                                                                                                                                                                                                                                                                                                                                                                                                                                                                                                                                                                                                                                                                   |
|---------------------------------|-----------------------------------------------------------------------------------------------------------------------------------------------------------------------------------------------------------------------------------------------------------------------------------------------------------------------------------------------------------------------------------------------------------------------------------------------------------------------------------------------------------------------------------------------------------------------------------------------------------------------------------------------------------------------------------------------------------------------------------------------------------------------------------------------------------------------------------------------------------------------------------------------------------------------------------------------------------------------------------------------------------------------------------|
| <b>Syntax</b>                   | <code>show msdp source-active</code><br><code>&lt;brief   detail&gt;</code><br><code>&lt;group <i>group</i>&gt;</code><br><code>&lt;instance <i>instance-name</i>&gt;</code><br><code>&lt;local&gt;</code><br><code>&lt;logical-system (all   <i>logical-system-name</i>)&gt;</code><br><code>&lt;originator <i>originator</i>&gt;</code><br><code>&lt;peer <i>peer-address</i>&gt;</code><br><code>&lt;source <i>source-address</i>&gt;</code>                                                                                                                                                                                                                                                                                                                                                                                                                                                                                                                                                                                   |
| <b>Release Information</b>      | Command introduced before Junos OS Release 7.4.<br>Command introduced in Junos OS Release 12.1 for the QFX Series.<br>Command introduced in Junos OS Release 14.1X53-D20 for the OCX Series.                                                                                                                                                                                                                                                                                                                                                                                                                                                                                                                                                                                                                                                                                                                                                                                                                                      |
| <b>Description</b>              | Display the Multicast Source Discovery Protocol (MSDP) source-active cache.                                                                                                                                                                                                                                                                                                                                                                                                                                                                                                                                                                                                                                                                                                                                                                                                                                                                                                                                                       |
| <b>Options</b>                  | <b>none</b> —Display standard MSDP source-active cache information for all routing instances.<br><br><b>brief   detail</b> —(Optional) Display the specified level of output.<br><br><b>group <i>group</i></b> —(Optional) Display source-active cache information for the specified group.<br><br><b>instance <i>instance-name</i></b> —(Optional) Display information for the specified instance.<br><br><b>local</b> —(Optional) Display all source-active caches originated by this router.<br><br><b>logical-system (all   <i>logical-system-name</i>)</b> —(Optional) Perform this operation on all logical systems or on a particular logical system.<br><br><b>originator <i>originator</i></b> —(Optional) Display information about the peer that originated the source-active cache entries.<br><br><b>peer <i>peer-address</i></b> —(Optional) Display the source-active cache of the specified peer.<br><br><b>source <i>source-address</i></b> —(Optional) Display the source-active cache of the specified source. |
| <b>Required Privilege Level</b> | view                                                                                                                                                                                                                                                                                                                                                                                                                                                                                                                                                                                                                                                                                                                                                                                                                                                                                                                                                                                                                              |
| <b>Related Documentation</b>    | <ul style="list-style-type: none"><li>• <a href="#">show msdp on page 438</a></li><li>• <a href="#">show msdp source on page 440</a></li><li>• <a href="#">show msdp statistics on page 445</a></li></ul>                                                                                                                                                                                                                                                                                                                                                                                                                                                                                                                                                                                                                                                                                                                                                                                                                         |
| <b>List of Sample Output</b>    | <a href="#">show msdp source-active on page 443</a><br><a href="#">show msdp source-active brief on page 444</a><br><a href="#">show msdp source-active detail on page 444</a><br><a href="#">show msdp source-active source on page 444</a>                                                                                                                                                                                                                                                                                                                                                                                                                                                                                                                                                                                                                                                                                                                                                                                      |

**Output Fields** Table 41 on page 443 describes the output fields for the **show msdp source-active** command. Output fields are listed in the approximate order in which they appear.

**Table 41: show msdp source-active Output Fields**

| Field Name                              | Field Description                                                                                                                                          |
|-----------------------------------------|------------------------------------------------------------------------------------------------------------------------------------------------------------|
| Global active source limit exceeded     | Number of times all peers have exceeded configured active source limits.                                                                                   |
| Global active source limit maximum      | Configured number of active source messages accepted by the device.                                                                                        |
| Global active source limit threshold    | Configured threshold for applying random early discard (RED) to drop some but not all MSDP active source messages.                                         |
| Global active source limit log-warning  | Threshold at which a warning message is logged (percentage of the number of active source messages accepted by the device).                                |
| Global active source limit log interval | Time (in seconds) between consecutive log messages.                                                                                                        |
| Group address                           | Multicast address of the group.                                                                                                                            |
| Source address                          | IP address of the source.                                                                                                                                  |
| Peer address                            | IP address of the peer.                                                                                                                                    |
| Originator                              | Router ID configured on the source of the rendezvous point (RP) that originated the message, or the loopback address when the router ID is not configured. |
| Flags                                   | Flags: <b>Accept</b> , <b>Reject</b> , or <b>Filtered</b> .                                                                                                |

## Sample Output

### show msdp source-active

```

user@host> show msdp source-active
Group address  Source address  Peer address  Originator  Flags
230.0.0.0     192.168.195.46  local        10.255.14.30  Accept
230.0.0.1     192.168.195.46  local        10.255.14.30  Accept
230.0.0.2     192.168.195.46  local        10.255.14.30  Accept
230.0.0.3     192.168.195.46  local        10.255.14.30  Accept
230.0.0.4     192.168.195.46  local        10.255.14.30  Accept

```

### show msdp source-active brief

The output for the **show msdp source-active brief** command is identical to that for the **show msdp source-active** command. For sample output, see [show msdp source-active on page 443](#).

### show msdp source-active detail

The output for the **show msdp source-active detail** command is identical to that for the **show msdp source-active** command. For sample output, see [show msdp source-active on page 443](#).

### show msdp source-active source

```
user@host> show msdp source-active source 192.168.215.246
Global active source limit exceeded: 0
Global active source limit maximum: 25000
Global active source limit threshold: 24000
Global active source limit log-warning: 100
Global active source limit log interval: 0
```

| Group address | Source address  | Peer address   | Originator     | Flags  |
|---------------|-----------------|----------------|----------------|--------|
| 226.2.2.1     | 192.168.215.246 | 10.255.182.140 | 10.255.182.140 | Accept |
| 226.2.2.3     | 192.168.215.246 | 10.255.182.140 | 10.255.182.140 | Accept |
| 226.2.2.4     | 192.168.215.246 | 10.255.182.140 | 10.255.182.140 | Accept |
| 226.2.2.5     | 192.168.215.246 | 10.255.182.140 | 10.255.182.140 | Accept |
| 226.2.2.7     | 192.168.215.246 | 10.255.182.140 | 10.255.182.140 | Accept |
| 226.2.2.10    | 192.168.215.246 | 10.255.182.140 | 10.255.182.140 | Accept |
| 226.2.2.11    | 192.168.215.246 | 10.255.182.140 | 10.255.182.140 | Accept |
| 226.2.2.13    | 192.168.215.246 | 10.255.182.140 | 10.255.182.140 | Accept |
| 226.2.2.14    | 192.168.215.246 | 10.255.182.140 | 10.255.182.140 | Accept |
| 226.2.2.15    | 192.168.215.246 | 10.255.182.140 | 10.255.182.140 | Accept |



## show msdp statistics

|                                 |                                                                                                                                                                                                                                                                                                                                                                                                                                                             |
|---------------------------------|-------------------------------------------------------------------------------------------------------------------------------------------------------------------------------------------------------------------------------------------------------------------------------------------------------------------------------------------------------------------------------------------------------------------------------------------------------------|
| <b>Syntax</b>                   | show msdp statistics<br><instance <i>instance-name</i> ><br><logical-system (all   <i>logical-system-name</i> )><br><peer <i>peer-address</i> >                                                                                                                                                                                                                                                                                                             |
| <b>Release Information</b>      | Command introduced before Junos OS Release 7.4.<br>Command introduced in Junos OS Release 12.1 for the QFX Series.<br>Command introduced in Junos OS Release 14.1X53-D20 for the OCX Series.                                                                                                                                                                                                                                                                |
| <b>Description</b>              | Display statistics about Multicast Source Discovery Protocol (MSDP) peers.                                                                                                                                                                                                                                                                                                                                                                                  |
| <b>Options</b>                  | <b>none</b> —Display statistics about all MSDP peers for all routing instances.<br><br><b>instance <i>instance-name</i></b> —(Optional) Display statistics about a specific MSDP instance.<br><br><b>logical-system (all   <i>logical-system-name</i>)</b> —(Optional) Perform this operation on all logical systems or on a particular logical system.<br><br><b>peer <i>peer-address</i></b> —(Optional) Display statistics about a particular MSDP peer. |
| <b>Required Privilege Level</b> | view                                                                                                                                                                                                                                                                                                                                                                                                                                                        |
| <b>Related Documentation</b>    | <ul style="list-style-type: none"> <li>• <a href="#">clear msdp statistics on page 437</a></li> </ul>                                                                                                                                                                                                                                                                                                                                                       |
| <b>List of Sample Output</b>    | <a href="#">show msdp statistics on page 447</a><br><a href="#">show msdp statistics peer on page 447</a>                                                                                                                                                                                                                                                                                                                                                   |
| <b>Output Fields</b>            | Table 42 on page 445 describes the output fields for the <b>show msdp statistics</b> command. Output fields are listed in the approximate order in which they appear.                                                                                                                                                                                                                                                                                       |

**Table 42: show msdp statistics Output Fields**

| Field Name                              | Field Description                                                                                                           |
|-----------------------------------------|-----------------------------------------------------------------------------------------------------------------------------|
| Global active source limit exceeded     | Number of times all peers have exceeded configured active source limits.                                                    |
| Global active source limit maximum      | Configured number of active source messages accepted by the device.                                                         |
| Global active source limit threshold    | Configured threshold for applying random early discard (RED) to drop some but not all MSDP active source messages.          |
| Global active source limit log-warning  | Threshold at which a warning message is logged (percentage of the number of active source messages accepted by the device). |
| Global active source limit log interval | Time (in seconds) between consecutive log messages.                                                                         |

Table 42: show msdp statistics Output Fields (*continued*)

| Field Name                                 | Field Description                                                                                                                                   |
|--------------------------------------------|-----------------------------------------------------------------------------------------------------------------------------------------------------|
| <b>Peer</b>                                | Address of peer.                                                                                                                                    |
| <b>Last State Change</b>                   | How long ago the peer state changed.                                                                                                                |
| <b>Last message received from the peer</b> | How long ago the last message was received from the peer.                                                                                           |
| <b>RPF Failures</b>                        | Number of reverse path forwarding (RPF) failures.                                                                                                   |
| <b>Remote Closes</b>                       | Number of times the remote peer closed.                                                                                                             |
| <b>Peer Timeouts</b>                       | Number of peer timeouts.                                                                                                                            |
| <b>SA messages sent</b>                    | Number of source-active messages sent.                                                                                                              |
| <b>SA messages received</b>                | Number of source-active messages received.                                                                                                          |
| <b>SA request messages sent</b>            | Number of source-active request messages sent.                                                                                                      |
| <b>SA request messages received</b>        | Number of source-active request messages received.                                                                                                  |
| <b>SA response messages sent</b>           | Number of source-active response messages sent.                                                                                                     |
| <b>SA response messages received</b>       | Number of source-active response messages received.                                                                                                 |
| <b>Active source exceeded</b>              | Number of times this peer has exceeded configured source-active limits.                                                                             |
| <b>Active source Maximum</b>               | Configured number of active source messages accepted by this peer.                                                                                  |
| <b>Active source threshold</b>             | Configured threshold on this peer for applying random early discard (RED) to drop some but not all MSDP active source messages.                     |
| <b>Active source log-warning</b>           | Configured threshold on this peer at which a warning message is logged (percentage of the number of active source messages accepted by the device). |
| <b>Active source log-interval</b>          | Time (in seconds) between consecutive log messages on this peer.                                                                                    |
| <b>Keepalive messages sent</b>             | Number of keepalive messages sent.                                                                                                                  |
| <b>Keepalive messages received</b>         | Number of keepalive messages received.                                                                                                              |

Table 42: show msdp statistics Output Fields (*continued*)

| Field Name                | Field Description                    |
|---------------------------|--------------------------------------|
| Unknown messages received | Number of unknown messages received. |
| Error messages received   | Number of error messages received.   |

## Sample Output

### show msdp statistics

```

user@host> show msdp statistics
Global active source limit exceeded: 0
Global active source limit maximum: 10
Global active source limit threshold: 8
Global active source limit log-warning: 60
Global active source limit log interval: 60

Peer: 10.255.245.39
Last State Change: 11:54:49 (00:24:59)
Last message received from peer: 11:53:32 (00:26:16)
RPF Failures: 0
Remote Closes: 0
Peer Timeouts: 0
SA messages sent: 376
SA messages received: 459
SA request messages sent: 0
SA request messages received: 0
SA response messages sent: 0
SA response messages received: 0
Active source exceeded: 0
Active source Maximum: 10
Active source threshold: 8
Active source log-warning: 60
Active source log-interval 120
Keepalive messages sent: 17
Keepalive messages received: 19
Unknown messages received: 0
Error messages received: 0

```

### show msdp statistics peer

```

user@host> show msdp statistics peer 10.255.182.140
Peer: 10.255.182.140
  Last State Change: 8:19:23 (00:01:08)
  Last message received from peer: 8:20:05 (00:00:26)
  RPF Failures: 0
  Remote Closes: 0
  Peer Timeouts: 0
  SA messages sent: 17
  SA messages received: 16
  SA request messages sent: 0
  SA request messages received: 0
  SA response messages sent: 0
  SA response messages received: 0
  Active source exceeded: 20
  Active source Maximum: 10

```

Active source threshold: 8  
Active source log-warning: 60  
Active source log-interval: 120  
Keepalive messages sent: 0  
Keepalive messages received: 0  
Unknown messages received: 0  
Error messages received: 0

## test msdp

|                                 |                                                                                                                                                                                                                                                                                                                                                                                                                                                                        |
|---------------------------------|------------------------------------------------------------------------------------------------------------------------------------------------------------------------------------------------------------------------------------------------------------------------------------------------------------------------------------------------------------------------------------------------------------------------------------------------------------------------|
| <b>Syntax</b>                   | test msdp (dependent-peers <i>prefix</i>   rpf-peer <i>originator</i> )<br><instance <i>instance-name</i> ><br><logical-system (all   <i>logical-system-name</i> )>                                                                                                                                                                                                                                                                                                    |
| <b>Release Information</b>      | Command introduced before Junos OS Release 7.4.<br>Command introduced in Junos OS Release 12.1 for the QFX Series.<br>Command introduced in Junos OS Release 14.1X53-D20 for the OCX Series.                                                                                                                                                                                                                                                                           |
| <b>Description</b>              | Find Multicast Source Discovery Protocol (MSDP) peers.                                                                                                                                                                                                                                                                                                                                                                                                                 |
| <b>Options</b>                  | <p><b>dependent-peers <i>prefix</i></b>—Find downstream dependent MSDP peers.</p> <p><b>rpf-peer <i>originator</i></b>—Find the MSDP reverse-path-forwarding (RPF) peer for the originator.</p> <p><b>instance <i>instance-name</i></b>—(Optional) Find MSDP peers for the specified routing instance.</p> <p><b>logical-system (all   <i>logical-system-name</i>)</b>—(Optional) Perform this operation on all logical systems or on a particular logical system.</p> |
| <b>Required Privilege Level</b> | view                                                                                                                                                                                                                                                                                                                                                                                                                                                                   |
| <b>List of Sample Output</b>    | <a href="#">test msdp dependent-peers on page 449</a>                                                                                                                                                                                                                                                                                                                                                                                                                  |
| <b>Output Fields</b>            | When you enter this command, you are provided feedback on the status of your request.                                                                                                                                                                                                                                                                                                                                                                                  |

## Sample Output

### test msdp dependent-peers

```
user@host> test msdp dependent-peers 10.0.0.1/24
```



## PART 5

# Index

- [Index on page 453](#)





# Index

## Symbols

|                                              |       |
|----------------------------------------------|-------|
| #, comments in configuration statements..... | xviii |
| ( ), in syntax descriptions.....             | xviii |
| < >, in syntax descriptions.....             | xviii |
| [ ], in configuration statements.....        | xviii |
| { }, in configuration statements.....        | xviii |
| (pipe), in syntax descriptions.....          | xviii |

## A

|                                    |         |
|------------------------------------|---------|
| accept-remote-source statement     |         |
| usage guidelines.....              | 136     |
| accounting statement               |         |
| IGMP.....                          | 226     |
| IGMP interface.....                | 226     |
| active-source-limit statement..... | 274     |
| usage guidelines.....              | 138     |
| address statement                  |         |
| anycast RPs.....                   | 153     |
| usage guidelines.....              | 52, 144 |
| local RPs.....                     | 154     |
| static RPs.....                    | 155     |
| usage guidelines.....              | 47      |
| algorithm statement                |         |
| BFD authentication.....            | 156     |
| anycast RP.....                    | 58      |
| overview.....                      | 51      |
| anycast-pim statement.....         | 157     |
| usage guidelines.....              | 52, 144 |
| asm-override-ssm statement.....    | 227     |
| assert (tracing flag).....         | 219     |
| assert timeout                     |         |
| configuring.....                   | 82      |
| assert-timeout statement.....      | 158     |
| usage guidelines.....              | 82      |
| authentication configuration       |         |
| BFD.....                           | 17      |
| authentication statement           |         |
| BFD.....                           | 161     |
| BFD protocol.....                  | 159     |
| authentication-key statement       |         |
| MSDP.....                          | 275     |

|                        |     |
|------------------------|-----|
| auto-rp statement..... | 160 |
|------------------------|-----|

## B

|                                          |          |
|------------------------------------------|----------|
| BFD                                      |          |
| authentication configuration.....        | 17       |
| protocol.....                            | 15       |
| BFD authentication                       |          |
| algorithm statement.....                 | 156      |
| authentication statement.....            | 159      |
| key-chain statement.....                 | 186      |
| loose-check statement.....               | 189      |
| bfd-liveness-detection statement         |          |
| PIM.....                                 | 161, 167 |
| minimum-interval.....                    | 193      |
| threshold.....                           | 217      |
| transmit-interval.....                   | 218      |
| usage guidelines.....                    | 15       |
| bootstrap (tracing flag).....            | 219      |
| bootstrap messages.....                  | 61       |
| bootstrap routers                        |          |
| overview.....                            | 61       |
| bootstrap routers, displaying.....       | 352      |
| bootstrap statement.....                 | 162      |
| bootstrap-export statement.....          | 163      |
| bootstrap-import statement.....          | 164      |
| bootstrap-priority statement.....        | 165      |
| braces, in configuration statements..... | xviii    |
| brackets                                 |          |
| angle, in syntax descriptions.....       | xviii    |
| square, in configuration statements..... | xviii    |
| BSR                                      |          |
| policy, import.....                      | 180      |

## C

|                                             |     |
|---------------------------------------------|-----|
| cache (tracing flag).....                   | 219 |
| CBT                                         |     |
| issues.....                                 | 4   |
| clear igmp membership command.....          | 400 |
| clear igmp statistics command.....          | 403 |
| clear igmp-snooping membership command..... | 424 |
| clear igmp-snooping statistics command..... | 425 |
| clear msdp cache command.....               | 436 |
| clear msdp statistics command.....          | 437 |
| clear multicast bandwidth-admission         |     |
| command.....                                | 297 |
| clear multicast scope command.....          | 299 |
| clear multicast sessions command.....       | 300 |
| clear multicast statistics command.....     | 301 |
| clear pim join command.....                 | 302 |

|                                                |       |
|------------------------------------------------|-------|
| clear pim register command.....                | 304   |
| clear pim statistics command.....              | 306   |
| comments, in configuration statements.....     | xviii |
| conventions                                    |       |
| text and syntax.....                           | xvii  |
| curly braces, in configuration statements..... | xviii |
| customer support.....                          | xix   |
| contacting JTAC.....                           | xix   |

## D

|                                   |     |
|-----------------------------------|-----|
| data-encapsulation statement..... | 276 |
| usage guidelines.....             | 138 |
| default-peer statement.....       | 277 |
| usage guidelines.....             | 138 |
| dense-groups statement.....       | 166 |
| usage guidelines.....             | 25  |
| detection-time statement          |     |
| PIM.....                          | 167 |
| disable statement                 |     |
| IGMP.....                         | 227 |
| usage guidelines.....             | 116 |
| IGMP snooping.....                | 252 |
| MSDP.....                         | 278 |
| PIM family.....                   | 168 |
| PIM interfaces.....               | 168 |
| PIM protocol.....                 | 168 |
| distribution trees                |     |
| RPT.....                          | 73  |
| shared.....                       | 73  |
| documentation                     |     |
| comments on.....                  | xix |
| dr-election-on-p2p statement..... | 169 |
| PIM                               |     |
| usage guidelines.....             | 15  |
| dr-register-policy statement..... | 169 |
| usage guidelines.....             | 71  |
| DVMRP                             |     |
| groups, displaying.....           | 349 |
| dynamic IGMP statements           |     |
| promiscuous-mode                  |     |
| interface.....                    | 239 |

## E

|                                          |     |
|------------------------------------------|-----|
| embedded-rp statement.....               | 170 |
| enable IGMP static group membership..... | 105 |
| event recording                          |     |
| IGMP.....                                | 111 |

|                       |          |
|-----------------------|----------|
| exclude statement     |          |
| IGMP.....             | 228      |
| usage guidelines..... | 105      |
| export statement      |          |
| MSDP.....             | 279      |
| PIM.....              | 171, 172 |
| configuring.....      | 68       |
| PIM RP                |          |
| usage guidelines..... | 61       |

## F

|                                        |      |
|----------------------------------------|------|
| family statement                       |      |
| bootstrap.....                         | 173  |
| local RP.....                          | 175  |
| PIM protocol.....                      | 174  |
| font conventions.....                  | xvii |
| forwarding table                       |      |
| multicast information, displaying..... | 333  |

## G

|                           |     |
|---------------------------|-----|
| graceful restart          |     |
| PIM                       |     |
| sparse-dense mode.....    | 25  |
| graft (tracing flag)      |     |
| PIM.....                  | 219 |
| group joins               |     |
| limiting.....             | 113 |
| group membership          |     |
| SSM maps.....             | 39  |
| group statement           |     |
| IGMP.....                 | 229 |
| usage guidelines.....     | 105 |
| IGMP snooping.....        | 253 |
| MSDP.....                 | 280 |
| PIM RPF selection.....    | 176 |
| group-count statement     |     |
| IGMP.....                 | 230 |
| usage guidelines.....     | 105 |
| group-increment statement |     |
| IGMP.....                 | 230 |
| usage guidelines.....     | 105 |
| group-limit statement     |     |
| configuring.....          | 113 |
| IGMP interface.....       | 231 |
| IGMP snooping.....        | 254 |
| group-policy statement    |     |
| IGMP.....                 | 232 |
| usage guidelines.....     | 101 |

|                                              |          |                                              |          |
|----------------------------------------------|----------|----------------------------------------------|----------|
| group-ranges statement.....                  | 177      | host-only interface.....                     | 255      |
| usage guidelines.....                        | 47       | host-query message interval.....             | 262      |
| groups                                       |          | last-member query interval.....              | 263      |
| DVMRP, displaying.....                       | 349      | query response interval.....                 | 264      |
| IGMP membership, displaying.....             | 405      | source address.....                          | 266      |
| PIM                                          |          | static statement.....                        | 253      |
| general information, displaying.....         | 357      | igmp statement.....                          | 233      |
| usage information, displaying.....           | 349      | usage guidelines.....                        | 96       |
| <b>H</b>                                     |          | IGMP statements                              |          |
| hello (tracing flag)                         |          | promiscuous-mode                             |          |
| PIM.....                                     | 219      | interface.....                               | 239      |
| hello-interval statement                     |          | igmp-querier statement.....                  | 256, 267 |
| PIM.....                                     | 178      | igmp-snooping statement.....                 | 257      |
| usage guidelines.....                        | 7        | IGMPv3.....                                  | 94       |
| hold-time statement                          |          | interoperability with older versions.....    | 94       |
| PIM.....                                     | 179      | immediate-leave statement                    |          |
| host-only-interface statement.....           | 255      | IGMP.....                                    | 235      |
|                                              |          | usage guidelines.....                        | 100      |
|                                              |          | IGMP snooping.....                           | 258      |
| <b>I</b>                                     |          | import statement                             |          |
| IGMP.....                                    | 409      | bootstrap.....                               | 180      |
| configuration statements.....                | 95       | usage guidelines.....                        | 61       |
| configuring.....                             | 95       | MSDP.....                                    | 281      |
| disabling.....                               | 116      | PIM.....                                     | 181      |
| enabling.....                                | 96, 233  | usage guidelines.....                        | 69       |
| event recording.....                         | 111      | infinity statement.....                      | 182      |
| group membership                             |          | usage guidelines.....                        | 84       |
| SSM maps for different groups to different   |          | interface statement                          |          |
| sources.....                                 | 39       | IGMP.....                                    | 236      |
| group membership, displaying.....            | 405      | usage guidelines.....                        | 96       |
| host-query message interval.....             | 98, 240  | IGMP snooping.....                           | 259, 260 |
| interface group limit.....                   | 231      | PIM.....                                     | 183      |
| interfaces, displaying.....                  | 411      | usage guidelines.....                        | 24       |
| last-member query interval.....              | 99, 241  | Internet Group Management Protocol See IGMP  |          |
| overview.....                                | 93       | IP multicast                                 |          |
| PIM-to-IGMP message translation information, |          | announced sessions, displaying.....          | 346      |
| displaying.....                              | 329      | bandwidth admission                          |          |
| query response interval.....                 | 102, 242 | clearing.....                                | 297      |
| robustness variable.....                     | 103, 243 | flow map information, displaying.....        | 320      |
| static group membership.....                 | 105      | forwarding table, displaying.....            | 333      |
| statistics, displaying.....                  | 415      | interface information, displaying.....       | 322      |
| tracing operations.....                      | 114      | network information, displaying.....         | 324      |
| version.....                                 | 97, 250  | next-hop table, displaying.....              | 326      |
| IGMP snooping                                |          | PIM-to-IGMP message translation information, |          |
| configure the switch to be an IGMP           |          | displaying.....                              | 329      |
| querier.....                                 | 260      | PIM-to-MLD message translation information,  |          |
| enabling.....                                | 257      | displaying.....                              | 331      |
| group limit.....                             | 254      | RPF calculations, displaying.....            | 340      |
| group statement.....                         | 253      | scope, clearing.....                         | 299      |

|                                       |     |                                             |          |
|---------------------------------------|-----|---------------------------------------------|----------|
| scoped information, displaying.....   | 344 | mesh groups                                 |          |
| sessions, clearing.....               | 300 | MSDP.....                                   | 138      |
| statistics                            |     | minimum-interval                            |          |
| clearing.....                         | 301 | PIM.....                                    | 193      |
| tracing routes                        |     | minimum-interval statement                  |          |
| from the receiver to the source.....  | 309 | PIM.....                                    | 192      |
| from the source to the gateway        |     | usage guidelines.....                       | 15       |
| router.....                           | 317 | minimum-receive-interval statement          |          |
| from the source to the receiver.....  | 312 | PIM.....                                    | 161, 194 |
| listen for responses.....             | 315 | usage guidelines.....                       | 15       |
| <b>J</b>                              |     | MLD                                         |          |
| join (tracing flag).....              | 219 | group membership                            |          |
| join states, clearing PIM.....        | 302 | SSM maps for different groups to different  |          |
| join-load-balance statement.....      | 184 | sources.....                                | 39       |
| join-prune-timeout statement.....     | 185 | PIM-to-MLD message translation information, |          |
| <b>K</b>                              |     | displaying.....                             | 331      |
| keepalive (tracing flag)              |     | mode statement                              |          |
| MSDP.....                             | 291 | MSDP.....                                   | 284      |
| key-chain statement                   |     | usage guidelines.....                       | 138      |
| BFD authentication.....               | 186 | PIM.....                                    | 194      |
| <b>L</b>                              |     | usage guidelines.....                       | 25       |
| l2-querier statement                  |     | MSDP                                        |          |
| IGMP snooping.....                    | 260 | active source limit.....                    | 274      |
| leave (tracing flag)                  |     | maximum.....                                | 283      |
| IGMP.....                             | 248 | per-source.....                             | 289      |
| local statement                       |     | threshold.....                              | 290      |
| PIM.....                              | 187 | authentication.....                         | 275      |
| usage guidelines.....                 | 45  | cache entries, clearing.....                | 436      |
| local-address statement               |     | configuration statements.....               | 133      |
| MSDP group.....                       | 282 | configuring.....                            | 133      |
| MSDP peer.....                        | 282 | data-encapsulation.....                     | 276      |
| PIM.....                              | 188 | default peer.....                           | 138, 277 |
| loose-check statement                 |     | enabling.....                               | 285      |
| BFD authentication.....               | 189 | general information, displaying.....        | 438      |
| <b>M</b>                              |     | groups.....                                 | 280      |
| manuals                               |     | local address.....                          | 282      |
| comments on.....                      | xix | message source information, displaying..... | 440      |
| mapping-agent-election statement..... | 190 | mode.....                                   | 284      |
| maximum statement                     |     | peer statistics                             |          |
| MSDP.....                             | 283 | clearing.....                               | 437      |
| usage guidelines.....                 | 138 | displaying.....                             | 445      |
| maximum-rps statement.....            | 191 | policy, routing.....                        | 279, 281 |
| maximum-transmit-rate statement       |     | remote source.....                          | 136      |
| IGMP.....                             | 237 | routing tables.....                         | 288      |
| usage guidelines.....                 | 104 | source-active cache, displaying.....        | 442      |
|                                       |     | tracing operations.....                     | 134      |
|                                       |     | msdp statement.....                         | 285      |
|                                       |     | mt (tracing flag).....                      | 219      |

- mtrace (tracing flag)
  - IGMP.....114
- mtrace command.....309
- mtrace from-source command.....312
- mtrace monitor command.....315
- mtrace to-gateway command.....317
- multicast
  - anycast RP.....51
  - bootstrap router.....61
  - protocols
    - group membership.....91
- multicast filters.....65
  - MAC filters.....66
  - MSDP SA messages.....132
  - RP/DR register messages.....66
  - configuring.....71
- multicast group joins
  - limiting.....113
- Multicast Source Discovery Protocol *See* MSDP
- multicast-router-interface statement
  - IGMP snooping.....261
- multiplier statement
  - PIM.....161, 195
  - usage guidelines.....15
- N**
- neighbor-policy statement.....195
  - usage guidelines.....67
- next hops
  - multicast entries, displaying.....326
- no-accounting statement
  - IGMP.....226
- no-adaptation
  - PIM.....196
- no-multicast-echo statement
  - PIM
    - usage guidelines.....8
- nsr-synchronization (tracing flag).....220
- O**
- oif-map statement
  - IGMP.....237
- override-interval
  - PIM.....197
- P**
- packets (tracing flag)
  - IGMP.....249
  - PIM.....220
- parentheses, in syntax descriptions.....xviii
- passive statement
  - IGMP.....238
- peer statement
  - MSDP.....287
- PIM
  - anycast RP.....157, 211
  - assert timeout.....158, 214
    - configuring.....82
  - background.....3
  - BFD.....15, 161, 192, 194, 195, 222
  - bootstrap messages import and export.....61
  - bootstrap routers.....61
  - bootstrap routers, displaying.....352
  - configuring.....7
  - dense mode.....21, 24
  - embedded RP.....170
  - enabling.....198
  - filters *See* multicast filters
  - graceful restart
    - sparse-dense mode.....25
  - groups
    - general information, displaying.....357
    - usage information, displaying.....349
  - hello interval.....7
  - hold-time period.....179
  - incoming join filter policy, applying.....69
  - interfaces
    - displaying.....354
  - join states, clearing.....302
  - join-prune-timeout.....185
  - maximum RPs.....191
  - mixing modes.....23
  - neighbors, displaying.....371
  - network components.....6
  - outgoing join filter policy, applying.....68
  - overview.....3
  - PIM-to-IGMP message translation information,
    - displaying.....329
  - PIM-to-MLD message translation information,
    - displaying.....331
  - policy, routing.....181
  - prune states, clearing.....302
  - register
    - clearing.....304
  - rendezvous point tree.....74
  - routing tables.....207
  - RPF, displaying source state.....382

|                                           |             |
|-------------------------------------------|-------------|
| RPs.....                                  | 45, 73, 208 |
| anycast.....                              | 157         |
| anycast RP.....                           | 51          |
| displaying.....                           | 375         |
| embedded.....                             | 170         |
| maximum.....                              | 191         |
| source registration.....                  | 75          |
| SPT cutover control.....                  | 82          |
| sparse-dense mode.....                    | 23, 166     |
| SSM.....                                  | 28, 29, 36  |
| statistics                                |             |
| clearing.....                             | 306         |
| displaying.....                           | 385         |
| version.....                              | 7, 223      |
| pim statement.....                        | 198         |
| usage guidelines.....                     | 7           |
| PIM-RP                                    |             |
| SPT                                       |             |
| configuring threshold cutover policy..... | 84          |
| policer, single-rate two-color            |             |
| example.....                              | 39          |
| policy, import                            |             |
| BSR.....                                  | 180         |
| policy, routing                           |             |
| MSDP.....                                 | 279, 281    |
| PIM.....                                  | 181         |
| PIM join filter.....                      | 68, 69      |
| prefix-list statement                     |             |
| PIM RPF selection.....                    | 201         |
| priority                                  |             |
| PIM RPs.....                              | 204         |
| priority statement                        |             |
| bootstrap.....                            | 202         |
| PIM.....                                  | 203         |
| usage guidelines.....                     | 14          |
| usage guidelines.....                     | 61          |
| promiscuous-mode statement                |             |
| IGMP                                      |             |
| interface.....                            | 239         |
| usage guidelines.....                     | 102         |
| propagation-delay statement.....          | 205         |
| Protocol Independent Multicast See PIM    |             |
| protocols                                 |             |
| group membership.....                     | 91          |
| prune (tracing flag)                      |             |
| PIM.....                                  | 220         |
| prune states, clearing PIM.....           | 302         |

## Q

|                                      |     |
|--------------------------------------|-----|
| query-interval statement             |     |
| IGMP.....                            | 240 |
| usage guidelines.....                | 98  |
| IGMP snooping.....                   | 262 |
| query-last-member-interval statement |     |
| IGMP.....                            | 241 |
| usage guidelines.....                | 99  |
| IGMP snooping.....                   | 263 |
| query-response-interval statement    |     |
| IGMP.....                            | 242 |
| usage guidelines.....                | 102 |
| IGMP snooping.....                   | 264 |

## R

|                                   |     |
|-----------------------------------|-----|
| real-time monitoring              |     |
| IP multicast paths.....           | 309 |
| register (tracing flag).....      | 220 |
| regular expressions               |     |
| IP multicast scope                |     |
| clearing.....                     | 299 |
| IP multicast sessions             |     |
| clearing.....                     | 300 |
| displaying.....                   | 346 |
| rendezvous points See RPs         |     |
| report (tracing flag)             |     |
| IGMP.....                         | 249 |
| reset-tracking-bit statement..... | 206 |
| reverse path forwarding See RPF   |     |
| rib-group statement               |     |
| MSDP.....                         | 288 |
| PIM.....                          | 207 |
| usage guidelines.....             | 24  |
| robust-count statement.....       | 265 |
| IGMP.....                         | 243 |
| usage guidelines.....             | 103 |
| route (tracing flag)              |     |
| MSDP.....                         | 291 |
| routing tables                    |     |
| MSDP.....                         | 288 |
| PIM.....                          | 207 |
| RP                                |     |
| anycast.....                      | 157 |
| embedded.....                     | 170 |
| rp (tracing flag).....            | 220 |
| rp statement.....                 | 208 |
| rp-register-policy statement..... | 210 |
| usage guidelines.....             | 71  |

|                                   |         |
|-----------------------------------|---------|
| rp-set statement.....             | 211     |
| usage guidelines.....             | 52, 144 |
| RPF                               |         |
| calculations, displaying.....     | 340     |
| PIM source state, displaying..... | 382     |
| rpf-selection statement           |         |
| PIM.....                          | 212     |
| RPs                               |         |
| displaying.....                   | 375     |
| maximum.....                      | 191     |
| RPT.....                          | 73      |

## S

|                                              |     |
|----------------------------------------------|-----|
| shared trees.....                            | 73  |
| shortest-path trees.....                     | 78  |
| <i>See also</i> SPT                          |     |
| show igmp group command.....                 | 405 |
| show igmp interface command.....             | 411 |
| show igmp statistics command.....            | 415 |
| show igmp-snooping membership command.....   | 426 |
| show igmp-snooping route command.....        | 429 |
| show igmp-snooping statistics command.....   | 431 |
| show igmp-snooping vlans command.....        | 433 |
| show msdp command.....                       | 438 |
| show msdp source command.....                | 440 |
| show msdp source-active command.....         | 442 |
| show msdp statistics command.....            | 445 |
| show multicast flow-map command.....         | 320 |
| show multicast interface command.....        | 322 |
| show multicast minfo command.....            | 324 |
| show multicast next-hops command.....        | 326 |
| show multicast pim-to-igmp-proxy             |     |
| command.....                                 | 329 |
| show multicast pim-to-mld-proxy command..... | 331 |
| show multicast route command.....            | 333 |
| show multicast rpf command.....              | 340 |
| show multicast scope command.....            | 344 |
| show multicast sessions command.....         | 346 |
| show multicast usage command.....            | 349 |
| show pim bootstrap command.....              | 352 |
| show pim interfaces command.....             | 354 |
| show pim join command.....                   | 357 |
| show pim neighbors command.....              | 371 |
| show pim rps command.....                    | 375 |
| show pim source command.....                 | 382 |
| show pim statistics command.....             | 385 |
| show protocols igmp command.....             | 409 |
| show system statistics igmp command.....     | 418 |

|                                            |          |
|--------------------------------------------|----------|
| snooping                                   |          |
| IGMP and VLANs.....                        | 122      |
| source filtering.....                      | 94       |
| source statement                           |          |
| IGMP.....                                  | 244      |
| usage guidelines.....                      | 105      |
| MSDP.....                                  | 289      |
| PIM RPF selection.....                     | 196, 213 |
| SSM                                        |          |
| usage guidelines.....                      | 33       |
| source-active (tracing flag).....          | 291      |
| source-active-request (tracing flag).....  | 291      |
| source-active-response (tracing flag)..... | 291      |
| source-address statement                   |          |
| IGMP snooping.....                         | 266      |
| source-count statement                     |          |
| IGMP.....                                  | 245      |
| usage guidelines.....                      | 105      |
| source-increment statement                 |          |
| IGMP.....                                  | 246      |
| usage guidelines.....                      | 105      |
| source-specific multicast <i>See</i> SSM   |          |
| SPT.....                                   | 78       |
| configuring threshold cutover policy.....  | 84       |
| cutover control.....                       | 82       |
| spt-threshold statement.....               | 214      |
| usage guidelines.....                      | 84       |
| SSM.....                                   | 28, 36   |
| configuring.....                           | 31       |
| domains.....                               | 33       |
| mapping.....                               | 33       |
| SSM maps.....                              | 39       |
| example.....                               | 39       |
| SSM maps for different groups to different |          |
| sources.....                               | 39       |
| ssm-groups statement                       |          |
| usage guidelines.....                      | 36       |
| ssm-map statement                          |          |
| IGMP                                       |          |
| usage guidelines.....                      | 33       |
| MLD                                        |          |
| usage guidelines.....                      | 33       |
| SSM                                        |          |
| usage guidelines.....                      | 33       |

|                         |                       |
|-------------------------|-----------------------|
| static statement        |                       |
| IGMP.....               | 247                   |
| usage guidelines.....   | 105                   |
| IGMP snooping.....      | 253, 268              |
| PIM.....                | 215                   |
| usage guidelines.....   | 47                    |
| support, technical      | See technical support |
| syntax conventions..... | xvii                  |

## T

|                          |          |
|--------------------------|----------|
| technical support        |          |
| contacting JTAC.....     | xix      |
| test msdp command.....   | 449      |
| threshold                |          |
| PIM.....                 | 216, 217 |
| threshold statement      |          |
| MSDP.....                | 290      |
| usage guidelines.....    | 138      |
| traceoptions statement   |          |
| IGMP.....                | 248      |
| usage guidelines.....    | 114      |
| IGMP snooping.....       | 269      |
| MSDP.....                | 291      |
| usage guidelines.....    | 134      |
| PIM.....                 | 219      |
| usage guidelines.....    | 9        |
| tracing flags            |          |
| assert.....              | 219      |
| bootstrap.....           | 219      |
| cache, PIM.....          | 219      |
| graft                    |          |
| PIM.....                 | 219      |
| hello                    |          |
| PIM.....                 | 219      |
| join.....                | 219      |
| keepalive                |          |
| MSDP.....                | 291      |
| leave                    |          |
| IGMP.....                | 248      |
| mt.....                  | 219      |
| mtrace                   |          |
| IGMP.....                | 114      |
| nsr-synchronization..... | 220      |
| packets                  |          |
| IGMP.....                | 249      |
| PIM.....                 | 220      |
| prune                    |          |
| PIM.....                 | 220      |
| register.....            | 220      |

|                                            |          |
|--------------------------------------------|----------|
| report                                     |          |
| IGMP.....                                  | 249      |
| route                                      |          |
| MSDP.....                                  | 291      |
| rp.....                                    | 220      |
| source-active.....                         | 291      |
| source-active-request.....                 | 291      |
| source-active-response.....                | 291      |
| tracing IP multicast path                  |          |
| from receiver to source.....               | 309      |
| from router to gateway.....                | 317      |
| from server to router.....                 | 312      |
| tracing operations                         |          |
| IGMP.....                                  | 114, 248 |
| MSDP.....                                  | 134, 291 |
| PIM.....                                   | 219      |
| tracing routes                             |          |
| from the receiver to the source.....       | 309      |
| from the source to the gateway router..... | 317      |
| from the source to the receiver.....       | 312      |
| monitoring.....                            | 315      |
| transmit-interval                          |          |
| PIM.....                                   | 218      |

## V

|                       |           |
|-----------------------|-----------|
| version statement     |           |
| BFD.....              | 222       |
| IGMP.....             | 250       |
| usage guidelines..... | 97        |
| PIM.....              | 223       |
| usage guidelines..... | 7, 15, 47 |
| vlan statement        |           |
| IGMP snooping.....    | 272       |
| usage guidelines..... | 122       |
| VLANs                 |           |
| IGMP snooping.....    | 122       |

## W

|                           |     |
|---------------------------|-----|
| wildcard-source statement |     |
| PIM RPF selection.....    | 224 |