



Junos[®] OS for EX Series Ethernet Switches

System Basics on EX9200 Switches

Release
12.3



Published: 2013-04-22

Juniper Networks, Inc.
1194 North Mathilda Avenue
Sunnyvale, California 94089
USA
408-745-2000
www.juniper.net

This product includes the Envoy SNMP Engine, developed by Epilogue Technology, an Integrated Systems Company. Copyright © 1986-1997, Epilogue Technology Corporation. All rights reserved. This program and its documentation were developed at private expense, and no part of them is in the public domain.

This product includes memory allocation software developed by Mark Moraes, copyright © 1988, 1989, 1993, University of Toronto.

This product includes FreeBSD software developed by the University of California, Berkeley, and its contributors. All of the documentation and software included in the 4.4BSD and 4.4BSD-Lite Releases is copyrighted by the Regents of the University of California. Copyright © 1979, 1980, 1983, 1986, 1988, 1989, 1991, 1992, 1993, 1994. The Regents of the University of California. All rights reserved.

GateD software copyright © 1995, the Regents of the University. All rights reserved. Gate Daemon was originated and developed through release 3.0 by Cornell University and its collaborators. Gated is based on Kirton's EGP, UC Berkeley's routing daemon (routed), and DCN's HELLO routing protocol. Development of Gated has been supported in part by the National Science Foundation. Portions of the GateD software copyright © 1988, Regents of the University of California. All rights reserved. Portions of the GateD software copyright © 1991, D. L. S. Associates.

This product includes software developed by Maker Communications, Inc., copyright © 1996, 1997, Maker Communications, Inc.

Juniper Networks, Junos, Steel-Belted Radius, NetScreen, and ScreenOS are registered trademarks of Juniper Networks, Inc. in the United States and other countries. The Juniper Networks Logo, the Junos logo, and JunosE are trademarks of Juniper Networks, Inc. All other trademarks, service marks, registered trademarks, or registered service marks are the property of their respective owners.

Juniper Networks assumes no responsibility for any inaccuracies in this document. Juniper Networks reserves the right to change, modify, transfer, or otherwise revise this publication without notice.

Products made or sold by Juniper Networks or components thereof might be covered by one or more of the following patents that are owned by or licensed to Juniper Networks: U.S. Patent Nos. 5,473,599, 5,905,725, 5,909,440, 6,192,051, 6,333,650, 6,359,479, 6,406,312, 6,429,706, 6,459,579, 6,493,347, 6,538,518, 6,538,899, 6,552,918, 6,567,902, 6,578,186, and 6,590,785.

Junos® OS for EX Series Ethernet Switches System Basics on EX9200 Switches
Release 12.3
Copyright © 2013, Juniper Networks, Inc.
All rights reserved.

The information in this document is current as of the date on the title page.

YEAR 2000 NOTICE

Juniper Networks hardware and software products are Year 2000 compliant. Junos OS has no known time-related limitations through the year 2038. However, the NTP application is known to have some difficulty in the year 2036.

END USER LICENSE AGREEMENT

The Juniper Networks product that is the subject of this technical documentation consists of (or is intended for use with) Juniper Networks software. Use of such software is subject to the terms and conditions of the End User License Agreement ("EULA") posted at <http://www.juniper.net/support/eula.html>. By downloading, installing or using such software, you agree to the terms and conditions of that EULA.

Table of Contents

	About the Documentation	ix
	Documentation and Release Notes	ix
	Supported Platforms	ix
	Using the Examples in This Manual	ix
	Merging a Full Example	x
	Merging a Snippet	x
	Documentation Conventions	xi
	Documentation Feedback	xiii
	Requesting Technical Support	xiii
	Self-Help Online Tools and Resources	xiii
	Opening a Case with JTAC	xiv
Part 1	Overview	
Chapter 1	Installation Overview	3
	Junos OS Package Names	3
Chapter 2	Licenses Overview	5
	Understanding Software Licenses for EX Series Switches	5
	Purchasing a Software Feature License	5
	Features Requiring a License on EX2200 Switches	6
	Features Requiring a License on EX3300 Switches	7
	Features Requiring a License on EX3200, EX4200, EX4500, EX4550, EX6200, EX8200, and EX9200 Switches	8
	License Warning Messages	9
Part 2	Configuration	
Chapter 3	Junos OS Packages	13
	Downloading Software Packages from Juniper Networks	13
Chapter 4	Statement Hierarchies	15
	[edit accounting-options] Hierarchy Level	16
	[edit chassis] Hierarchy Level	18
	[edit class-of-service] Hierarchy Level	26
	[edit dynamic-profiles] Hierarchy Level	30
	[edit event-options] Hierarchy Level	31
	[edit firewall] Hierarchy Level	33
	Common Firewall Actions	33
	Common IP Firewall Actions	34
	Common IPv4 Firewall Actions	34
	Common IP Firewall Match Conditions	35

Common IPv4 Firewall Match Conditions	36
Common Layer 2 Firewall Match Conditions	36
Complete [edit firewall] Hierarchy	38
[edit forwarding-options] Hierarchy Level	46
[edit forwarding-options accounting] Hierarchy Level	47
[edit forwarding-options dhcp-relay] Hierarchy Level	47
[edit forwarding-options enhanced-hash-key] Hierarchy Level	51
[edit forwarding-options family] Hierarchy Level	52
[edit forwarding-options fast-reroute-priority] Hierarchy Level	53
[edit forwarding-options hash-key] Hierarchy Level	53
[edit forwarding-options helpers] Hierarchy Level	54
[edit forwarding-options load-balance] Hierarchy Level	56
[edit forwarding-options next-hop-group] Hierarchy Level	57
[edit forwarding-options port-mirroring] Hierarchy Level	57
[edit forwarding-options rpf-loose-mode-discard] Hierarchy Level	58
[edit forwarding-options sampling] Hierarchy Level	59
[edit groups] Hierarchy Level	61
[edit interfaces] Hierarchy Level	61
[edit logical-systems] Hierarchy Level	72
[edit multi-chassis] Hierarchy Level	73
[edit policy-options] Hierarchy Level	74
Common Policy Terms	74
Common Policy Match Conditions	75
Common Ingress Policy Match Conditions	76
Complete [edit policy-options] Hierarchy	77
[edit protocols] Hierarchy Level	78
bfd	80
[edit protocols bgp] Hierarchy Level	81
Common BGP Family Options	82
Complete [edit protocols bgp] Hierarchy	82
dvmrp	88
igmp	89
igmp-snooping	90
[edit protocols isis] Hierarchy Level	91
[edit protocols l2-learning] Hierarchy Level	93
[edit protocols lacp] Hierarchy Level	94
[edit protocols layer2-control] Hierarchy Level	94
[edit protocols ldp] Hierarchy Level	95
lldp	98
[edit protocols mpls] Hierarchy Level	98
Complete [edit protocols mpls] Hierarchy	98
[edit protocols mstp] Hierarchy Level	99
neighbor-discovery	101
oam	102
[edit protocols ospf] Hierarchy Level	104
[edit protocols ospf3] Hierarchy Level	108
[edit protocols pim] Hierarchy Level	111
[edit protocols rip] Hierarchy Level	115
[edit protocols ripng] Hierarchy Level	117

[edit protocols router-advertisement] Hierarchy Level	118
[edit protocols router-discovery] Hierarchy Level	119
[edit protocols rstp] Hierarchy Level	119
[edit protocols sap] Hierarchy Level	120
[edit protocols vrrp] Hierarchy Level	120
[edit protocols vstp] Hierarchy Level	121
Layer 2 Routing Instances Configuration Hierarchy	122
[edit routing-options] Hierarchy Level	125
Common Routing Options	125
Complete [edit routing-options] Hierarchy	126
[edit security] Hierarchy Level	134
[edit security alarms] Hierarchy Level	134
[edit security authentication-key-chains] Hierarchy Level	134
[edit security certificates] Hierarchy Level	135
[edit security ike] Hierarchy Level	135
[edit security ipsec] Hierarchy Level	136
[edit security log] Hierarchy Level	137
[edit security pki] Hierarchy Level	137
[edit security ssh-known-hosts] Hierarchy Level	138
[edit security traceoptions] Hierarchy Level	139
[edit snmp] Hierarchy Level	139
[edit switch-options] Hierarchy Level	144
[edit system] Hierarchy Level	144
[edit vlans] Hierarchy Level	158

Part 3

Administration

Chapter 5

Operational Commands: CLI Interface 163

set cli complete-on-space	164
set cli directory	165
set cli idle-timeout	166
set cli prompt	167
set cli restart-on-upgrade	168
set cli screen-length	169
set cli screen-width	170
set cli terminal	171
set cli timestamp	172
show cli	173
show cli authorization	175
show cli directory	178
show cli history	179
start shell	180

Chapter 6

Operational Commands: Software Installation 183

request system license add	184
request system license delete	185
request system license save	186
request system reboot	187
request system snapshot	192
request system software add	199

	request system software delete	207
	request system software rollback	210
	request system software validate	214
	request system zeroize	217
	show system boot-messages	223
	show system license	230
	show system snapshot	234
Chapter 7	Operational Commands: System Monitoring	237
	show chassis alarms	238
	show chassis environment	251
	show chassis environment cb	302
	show chassis environment fpc	320
	show chassis environment pem	348
	show chassis environment routing-engine	357
	show chassis fan	362
	show chassis hardware	373
	show chassis location	480
	show chassis pic	484
	show chassis routing-engine	498
	show chassis temperature-thresholds	518
	show log	537
	show system alarms	540
	show system processes	541
	show system statistics	569
	show system uptime	605

List of Tables

	About the Documentation	ix
	Table 1: Notice Icons	xi
	Table 2: Text and Syntax Conventions	xi
Part 1	Overview	
Chapter 2	Licenses Overview	5
	Table 3: Junos OS EFL Part Number on EX2200 Switches	6
	Table 4: Junos OS EFL Part Number on EX3300 Switches	7
	Table 5: Junos OS AFL Part Number on EX3300 Switches	8
	Table 6: Junos OS AFL Part Number on EX3200, EX4200, EX4500, EX4550, EX6200, EX8200, and EX9200 Switches	9
Part 3	Administration	
Chapter 5	Operational Commands: CLI Interface	163
	Table 7: show cli Output Fields	173
	Table 8: show cli authorization Output Fields	175
	Table 9: show cli directory Output Fields	178
	Table 10: show cli history Output Fields	179
Chapter 6	Operational Commands: Software Installation	183
	Table 11: show system license Output Fields	230
	Table 12: show system snapshot Output Fields	235
Chapter 7	Operational Commands: System Monitoring	237
	Table 13: show chassis alarms Output Fields	244
	Table 14: show chassis environment Output Fields	257
	Table 15: show chassis environment cb Output Fields	304
	Table 16: show chassis environment fpc Output Fields	323
	Table 17: show chassis environment pem Output Fields	350
	Table 18: show chassis environment routing-engine Output Fields	359
	Table 19: show chassis fan Output Fields	363
	Table 20: Routing Engines Displaying DIMM Information	375
	Table 21: show chassis hardware Output Fields	378
	Table 22: show chassis location Output Fields	481
	Table 23: show chassis pic Output Fields	487
	Table 24: show chassis routing-engine Output Fields	500
	Table 25: show chassis temperature-thresholds Output Fields	519
	Table 26: show system processes Output Fields	548
	Table 27: show system uptime Output Fields	607

About the Documentation

- Documentation and Release Notes on page ix
- Supported Platforms on page ix
- Using the Examples in This Manual on page ix
- Documentation Conventions on page xi
- Documentation Feedback on page xiii
- Requesting Technical Support on page xiii

Documentation and Release Notes

To obtain the most current version of all Juniper Networks® technical documentation, see the product documentation page on the Juniper Networks website at <http://www.juniper.net/techpubs/>.

If the information in the latest release notes differs from the information in the documentation, follow the product Release Notes.

Juniper Networks Books publishes books by Juniper Networks engineers and subject matter experts. These books go beyond the technical documentation to explore the nuances of network architecture, deployment, and administration. The current list can be viewed at <http://www.juniper.net/books>.

Supported Platforms

For the features described in this document, the following platforms are supported:

- EX Series

Using the Examples in This Manual

If you want to use the examples in this manual, you can use the **load merge** or the **load merge relative** command. These commands cause the software to merge the incoming configuration into the current candidate configuration. The example does not become active until you commit the candidate configuration.

If the example configuration contains the top level of the hierarchy (or multiple hierarchies), the example is a *full example*. In this case, use the **load merge** command.

If the example configuration does not start at the top level of the hierarchy, the example is a *snippet*. In this case, use the **load merge relative** command. These procedures are described in the following sections.

Merging a Full Example

To merge a full example, follow these steps:

1. From the HTML or PDF version of the manual, copy a configuration example into a text file, save the file with a name, and copy the file to a directory on your routing platform.

For example, copy the following configuration to a file and name the file **ex-script.conf**. Copy the **ex-script.conf** file to the **/var/tmp** directory on your routing platform.

```
system {
  scripts {
    commit {
      file ex-script.xml;
    }
  }
}
interfaces {
  fxp0 {
    disable;
    unit 0 {
      family inet {
        address 10.0.0.1/24;
      }
    }
  }
}
```

2. Merge the contents of the file into your routing platform configuration by issuing the **load merge** configuration mode command:

```
[edit]
user@host# load merge /var/tmp/ex-script.conf
load complete
```

Merging a Snippet

To merge a snippet, follow these steps:

1. From the HTML or PDF version of the manual, copy a configuration snippet into a text file, save the file with a name, and copy the file to a directory on your routing platform.

For example, copy the following snippet to a file and name the file **ex-script-snippet.conf**. Copy the **ex-script-snippet.conf** file to the **/var/tmp** directory on your routing platform.

```
commit {
  file ex-script-snippet.xml; }
```

2. Move to the hierarchy level that is relevant for this snippet by issuing the following configuration mode command:

```
[edit]
user@host# edit system scripts
[edit system scripts]
```

3. Merge the contents of the file into your routing platform configuration by issuing the **load merge relative** configuration mode command:

```
[edit system scripts]
user@host# load merge relative /var/tmp/ex-script-snippet.conf
load complete
```

For more information about the **load** command, see the CLI User Guide.

Documentation Conventions

Table 1 on page xi defines notice icons used in this guide.

Table 1: Notice Icons

Icon	Meaning	Description
	Informational note	Indicates important features or instructions.
	Caution	Indicates a situation that might result in loss of data or hardware damage.
	Warning	Alerts you to the risk of personal injury or death.
	Laser warning	Alerts you to the risk of personal injury from a laser.

Table 2 on page xi defines the text and syntax conventions used in this guide.

Table 2: Text and Syntax Conventions

Convention	Description	Examples
Bold text like this	Represents text that you type.	To enter configuration mode, type the configure command: user@host> configure
Fixed-width text like this	Represents output that appears on the terminal screen.	user@host> show chassis alarms No alarms currently active

Table 2: Text and Syntax Conventions (*continued*)

Convention	Description	Examples
<i>Italic text like this</i>	<ul style="list-style-type: none"> Introduces or emphasizes important new terms. Identifies book names. Identifies RFC and Internet draft titles. 	<ul style="list-style-type: none"> A policy <i>term</i> is a named structure that defines match conditions and actions. <i>Junos OS System Basics Configuration Guide</i> RFC 1997, <i>BGP Communities Attribute</i>
<i>Italic text like this</i>	Represents variables (options for which you substitute a value) in commands or configuration statements.	Configure the machine's domain name: [edit] root@# set system domain-name <i>domain-name</i>
Text like this	Represents names of configuration statements, commands, files, and directories; configuration hierarchy levels; or labels on routing platform components.	<ul style="list-style-type: none"> To configure a stub area, include the stub statement at the [edit protocols ospf area area-id] hierarchy level. The console port is labeled CONSOLE.
< > (angle brackets)	Enclose optional keywords or variables.	stub <default-metric metric>;
(pipe symbol)	Indicates a choice between the mutually exclusive keywords or variables on either side of the symbol. The set of choices is often enclosed in parentheses for clarity.	broadcast multicast <i>(string1 string2 string3)</i>
# (pound sign)	Indicates a comment specified on the same line as the configuration statement to which it applies.	rsvp { # Required for dynamic MPLS only
[] (square brackets)	Enclose a variable for which you can substitute one or more values.	community name members [community-ids]
Indentation and braces ({ })	Identify a level in the configuration hierarchy.	[edit] routing-options { static { route default { nexthop <i>address</i> ; retain; } } }
;(semicolon)	Identifies a leaf statement at a configuration hierarchy level.	
GUI Conventions		
Bold text like this	Represents graphical user interface (GUI) items you click or select.	<ul style="list-style-type: none"> In the Logical Interfaces box, select All Interfaces. To cancel the configuration, click Cancel.
> (bold right angle bracket)	Separates levels in a hierarchy of menu selections.	In the configuration editor hierarchy, select Protocols>Ospf .

Documentation Feedback

We encourage you to provide feedback, comments, and suggestions so that we can improve the documentation. You can send your comments to techpubs-comments@juniper.net, or fill out the documentation feedback form at <https://www.juniper.net/cgi-bin/docbugreport/>. If you are using e-mail, be sure to include the following information with your comments:

- Document or topic name
- URL or page number
- Software release version (if applicable)

Requesting Technical Support

Technical product support is available through the Juniper Networks Technical Assistance Center (JTAC). If you are a customer with an active J-Care or JNASC support contract, or are covered under warranty, and need post-sales technical support, you can access our tools and resources online or open a case with JTAC.

- JTAC policies—For a complete understanding of our JTAC procedures and policies, review the *JTAC User Guide* located at <http://www.juniper.net/us/en/local/pdf/resource-guides/7100059-en.pdf>.
- Product warranties—For product warranty information, visit <http://www.juniper.net/support/warranty/>.
- JTAC hours of operation—The JTAC centers have resources available 24 hours a day, 7 days a week, 365 days a year.

Self-Help Online Tools and Resources

For quick and easy problem resolution, Juniper Networks has designed an online self-service portal called the Customer Support Center (CSC) that provides you with the following features:

- Find CSC offerings: <http://www.juniper.net/customers/support/>
- Search for known bugs: <http://www2.juniper.net/kb/>
- Find product documentation: <http://www.juniper.net/techpubs/>
- Find solutions and answer questions using our Knowledge Base: <http://kb.juniper.net/>
- Download the latest versions of software and review release notes: <http://www.juniper.net/customers/csc/software/>
- Search technical bulletins for relevant hardware and software notifications: <https://www.juniper.net/alerts/>

- Join and participate in the Juniper Networks Community Forum:
<http://www.juniper.net/company/communities/>
- Open a case online in the CSC Case Management tool: <http://www.juniper.net/cm/>

To verify service entitlement by product serial number, use our Serial Number Entitlement (SNE) Tool: <https://tools.juniper.net/SerialNumberEntitlementSearch/>

Opening a Case with JTAC

You can open a case with JTAC on the Web or by telephone.

- Use the Case Management tool in the CSC at <http://www.juniper.net/cm/>.
- Call 1-888-314-JTAC (1-888-314-5822 toll-free in the USA, Canada, and Mexico).

For international or direct-dial options in countries without toll-free numbers, see <http://www.juniper.net/support/requesting-support.html>.

PART 1

Overview

- [Installation Overview on page 3](#)
- [Licenses Overview on page 5](#)

CHAPTER 1

Installation Overview

- [Junos OS Package Names on page 3](#)

Junos OS Package Names

You upgrade the Juniper Networks Junos operating system (Junos OS) on a Juniper Networks EX Series Ethernet Switch by copying a software package to your switch or another system on your local network, then install the new software package on the switch.

A software package name is in the following format:

package-name-m.nZx.y-domestic-signed.tgz

where:

- ***package-name*** is the name of the package—for example, ***jinstall-ex-4200***.
- ***m.n*** is the software release, with ***m*** representing the major release number and ***n*** representing the minor release number—for example, ***9.5***.
- ***Z*** indicates the type of software release, where ***R*** indicates released software and ***B*** indicates beta-level software.
- ***x.y*** represents the version of the major software release (***x***) and an internal tracking number (***y***)—for example, ***1.6***.
- ***domestic-signed*** is appended to all EX Series package names. For most Junos packages, ***domestic*** is used for the United States and Canada and ***export*** for worldwide distribution. However, for EX Series software, ***domestic*** is used for worldwide distribution as well.

A sample EX Series software package name is:

jinstall-ex-4200-9.5R1.6-domestic-signed.tgz

Related Documentation

- Installing Software on EX Series Switches (J-Web Procedure)
- Installing Software on an EX Series Switch with a Single Routing Engine (CLI Procedure)
- Installing Software on an EX Series Switch with Redundant Routing Engines (CLI Procedure)
- [Downloading Software Packages from Juniper Networks on page 13](#)

- Understanding Software Installation on EX Series Switches

CHAPTER 2

Licenses Overview

- [Understanding Software Licenses for EX Series Switches on page 5](#)

Understanding Software Licenses for EX Series Switches

To enable and use some of the Juniper Networks operating system (Junos OS) features, you must purchase, install, and manage separate software licenses. If the switch has the appropriate software license, you can configure and use these features.

The Junos OS feature license (that is, the purchased authorization code) is universal. However, to conform to Junos OS feature licensing requirements, you must install a unique license key (a combination of the authorization code and the switch's serial number) on each switch.

For a Virtual Chassis deployment, two license keys are recommended for redundancy—one for the device in the master role and the other for the device in the backup role:

- In an EX8200 Virtual Chassis, the devices in the master and backup roles are always XRE200 External Routing Engines.
- In all other Virtual Chassis, the devices in the master and backup roles are switches.

You do not need additional license keys for Virtual Chassis member switches that are in the linecard role or for the redundant Routing Engine (RE) modules or the redundant Switch Fabric and Routing Engine (SRE) modules in an EX8200 member switch.

This topic describes:

- [Purchasing a Software Feature License on page 5](#)
- [Features Requiring a License on EX2200 Switches on page 6](#)
- [Features Requiring a License on EX3300 Switches on page 7](#)
- [Features Requiring a License on EX3200, EX4200, EX4500, EX4550, EX6200, EX8200, and EX9200 Switches on page 8](#)
- [License Warning Messages on page 9](#)

Purchasing a Software Feature License

The following sections list features that require separate licenses. To purchase a software license, contact your Juniper Networks sales representative

(<http://www.juniper.net/us/en/contact-us/sales-offices>). You will be asked to supply the chassis serial number of your switch; you can obtain the serial number by running the **show chassis hardware** command.



NOTE: You are required to provide a 12-digit serial number when purchasing a license for an XRE200 External Routing Engine in an EX8200 Virtual Chassis.

The serial number listed on the XRE200 External Routing Engine serial ID label is 16 digits long. Use the last 12 digits of the 16-digit serial number to purchase the license.

You can use the **show chassis hardware** command output to display the 12-digit serial number of the XRE200 External Routing Engine to use when you purchase the license.

Features Requiring a License on EX2200 Switches

For Juniper Networks EX2200 Ethernet Switches, the following features can be added to basic Junos OS by installing an enhanced feature license (EFL):

- Bidirectional Forwarding Detection (BFD)
- Connectivity fault management (IEEE 802.1ag)
- IGMP (Internet Group Management Protocol) version 1 (IGMPv1), IGMPv2, and IGMPv3
- OSPFv1/v2 (with four active interfaces)
- Protocol Independent Multicast (PIM) dense mode, PIM source-specific mode, PIM sparse mode
- Q-in-Q tunneling (IEEE 802.1ad)
- Real-time performance monitoring (RPM)
- Virtual Router
- Virtual Router Redundancy Protocol (VRRP)

Table 3 on page 6 lists the EFLs that you can purchase for EX2200 switch models. If you have the license, you can run all of the above-mentioned enhanced software features on your EX2200 switch.

Table 3: Junos OS EFL Part Number on EX2200 Switches

Switch Model	EFL Part Number
EX2200-C-12P-2G EX2200-C-12T-2G	EX-12-EFL
EX2200-24T-4G EX2200-24P-4G EX2200-24T-DC-4G	EX-24-EFL

Table 3: Junos OS EFL Part Number on EX2200 Switches (*continued*)

Switch Model	EFL Part Number
EX2200-48T-4G EX2200-48P-4G	EX-48-EFL

Features Requiring a License on EX3300 Switches

Two types of licenses are available on Juniper Networks EX3300 Ethernet Switches: enhanced feature licenses (EFLs) and advanced feature licenses (AFLs).

To use the following features on the EX3300 switches, you must install an EFL:

- Bidirectional Forwarding Detection (BFD)
- IGMP (Internet Group Management Protocol) version 1 (IGMPv1), IGMPv2, and IGMPv3
- IPv6 routing protocols: Multicast Listener Discovery version 1 and 2 (MLD v1/v2), OSPFv3, PIM multicast, VRRPv6, virtual router support for unicast and filter-based forwarding (FBF)
- OSPFv1/v2
- Protocol Independent Multicast (PIM) dense mode, PIM source-specific mode, PIM sparse mode
- Q-in-Q tunneling (IEEE 802.1ad)
- Virtual Router
- Virtual Router Redundancy Protocol (VRRP)

[Table 4 on page 7](#) lists the EFLs that you can purchase for EX3300 switch models. If you have the license, you can run all of the above-mentioned enhanced software features on your EX3300 switch.

Table 4: Junos OS EFL Part Number on EX3300 Switches

Switch Model	EFL Part Number
EX3300-24T EX3300-24P EX3300-24T-DC	EX-24-EFL
EX3300-48T EX3300-48T-BF EX3300-48P	EX-48-EFL

To use the following feature on EX3300 switches, you must install an AFL:

- BGP/MBGP
- IPv6 routing protocols: IPv6 BGP and IPv6 for MBGP
- Virtual routing and forwarding (VRF) BGP

[Table 5 on page 8](#) lists the AFLs that you can purchase for EX3300 switch models. For EX3300 switches, you must purchase and install a corresponding EFL along with the AFL in order to enable the advanced license features. If you have both these licenses, you can run all of the above-mentioned advanced software features on your EX3300 switch.

Table 5: Junos OS AFL Part Number on EX3300 Switches

Switch Model	AFL Part Number
EX3300-24T EX3300-24P EX3300-24T-DC	EX-24-AFL
EX3300-48T EX3300-48T-BF EX3300-48P	EX-48-AFL

Features Requiring a License on EX3200, EX4200, EX4500, EX4550, EX6200, EX8200, and EX9200 Switches

To use the following features on Juniper Networks EX3200, EX4200, EX4500, EX4550, EX8200, and EX9200 Ethernet Switches, you must install an advanced feature license (AFL):

- Border Gateway Protocol (BGP) and multiprotocol BGP (MBGP)
- Intermediate System-to-Intermediate System (IS-IS)
- IPv6 routing protocols: IS-IS for IPv6, IPv6 BGP, IPv6 for MBGP
- Logical systems (available only on EX9200 switches)
- MPLS with RSVP-based label-switched paths (LSPs) and MPLS-based circuit cross-connects (CCCs) (Not supported on EX9200 switches)

To use the following features on Juniper Networks EX6200 Ethernet Switches, you must install an advanced feature license (AFL):

- Border Gateway Protocol (BGP)
- Intermediate System-to-Intermediate System (IS-IS)
- IPv6 routing protocols: IS-IS for IPv6, IPv6 BGP

[Table 6 on page 9](#) lists the AFLs that you can purchase for EX3200, EX4200, EX4500, EX4550, EX6200, EX8200, and EX9200 switches. If you have the license, you can run all of the above-mentioned advanced software features on your EX3200, EX4200, EX4500, EX4550, EX6200, EX8200, or EX9200 switch.

Table 6: Junos OS AFL Part Number on EX3200, EX4200, EX4500, EX4550, EX6200, EX8200, and EX9200 Switches

Switch Model	AFL Part Number
EX3200-24P EX3200-24T EX4200-24F EX4200-24P EX4200-24PX EX4200-24T	EX-24-AFL
EX3200-48P EX3200-48T EX4200-48F EX4200-48P EX4200-48PX EX4200-48T	EX-48-AFL
EX4500-40F-BF EX4500-40F-BF-C EX4500-40F-FB EX4500-40F-FB-C	EX-48-AFL
EX4550	EX4550-AFL
EX6210	EX6210-AFL
EX8208	EX8208-AFL
EX8216	EX8216-AFL
EX-XRE200	EX-XRE200-AFL
EX9204	EX9204-AFL
EX9208	EX9208-AFL
EX9214	EX9214-AFL

License Warning Messages

For using features that require a license, you must install and configure a license key. To obtain a license key, use the contact information provided in your certificate.

If you have not purchased the AFL or EFL and installed the license key, you receive warnings when you try to commit the configuration:

```
[edit protocols]
  'bgp'
    warning: requires 'bgp' license
error: commit failed: (statements constraint check failed)
```

The system generates system log (**syslog**) alarm messages notifying you that the feature requires a license—for example:

```
Sep 3 05:59:11 craftdd[806]: Minor alarm set, BGP Routing Protocol usage
requires a license
Sep 3 05:59:11 alarmd[805]: Alarm set: License color=YELLOW, class=CHASSIS,
reason=BGP Routing Protocol usage requires a license
Sep 3 05:59:11 alarmd[805]: LICENSE_EXPIRED: License for feature bgp(47) expired
```

Output of the **show system alarms** command displays the active alarms:

```
user@switch> show system alarms
1 alarm currently active
Alarm time          Class  Description
2009-09-03 06:00:11 UTC  Minor  BGP Routing Protocol usage requires a license
```

**Related
Documentation**

- [Managing Licenses for the EX Series Switch \(CLI Procedure\)](#)
- [Managing Licenses for the EX Series Switch \(J-Web Procedure\)](#)
- [Monitoring Licenses for the EX Series Switch](#)
- [License Key Components for the EX Series Switch](#)
- [EX Series Switch Software Features Overview](#)

PART 2

Configuration

- [Junos OS Packages on page 13](#)
- [Statement Hierarchies on page 15](#)

CHAPTER 3

Junos OS Packages

- [Downloading Software Packages from Juniper Networks on page 13](#)

Downloading Software Packages from Juniper Networks

You can download Junos OS packages from the Juniper Networks website to upgrade software on your EX Series switch.

Before you begin to download software upgrades, ensure that you have a Juniper Networks Web account and a valid support contract. To obtain an account, complete the registration form at the Juniper Networks website: <https://www.juniper.net/registration/Register.jsp>.

To download software upgrades from Juniper Networks:

1. Using a Web browser, follow the links to the download URL on the Juniper Networks webpage. For EX Series, there are not separate software packages for Canada the U.S. and other locations. Therefore, select **Canada and U.S. Version** regardless of your location:
 - <https://www.juniper.net/support/downloads/junos.html>
2. Log in to the Juniper Networks authentication system using the username (generally your e-mail address) and password supplied by Juniper Networks representatives.
3. Using the J-Web interface or the CLI, select the appropriate software package for your application. See “[Junos OS Package Names](#)” on page 3.
4. Download the software to a local host or to an internal software distribution site.

Related Documentation

- Installing Software on EX Series Switches (J-Web Procedure)
- Installing Software on an EX Series Switch with a Single Routing Engine (CLI Procedure)
- Understanding Software Installation on EX Series Switches

CHAPTER 4

Statement Hierarchies

- [\[edit accounting-options\] Hierarchy Level on page 16](#)
- [\[edit chassis\] Hierarchy Level on page 18](#)
- [\[edit class-of-service\] Hierarchy Level on page 26](#)
- [\[edit dynamic-profiles\] Hierarchy Level on page 30](#)
- [\[edit event-options\] Hierarchy Level on page 31](#)
- [\[edit firewall\] Hierarchy Level on page 33](#)
- [\[edit forwarding-options\] Hierarchy Level on page 46](#)
- [\[edit forwarding-options accounting\] Hierarchy Level on page 47](#)
- [\[edit forwarding-options dhcp-relay\] Hierarchy Level on page 47](#)
- [\[edit forwarding-options enhanced-hash-key\] Hierarchy Level on page 51](#)
- [\[edit forwarding-options family\] Hierarchy Level on page 52](#)
- [\[edit forwarding-options fast-reroute-priority\] Hierarchy Level on page 53](#)
- [\[edit forwarding-options hash-key\] Hierarchy Level on page 53](#)
- [\[edit forwarding-options helpers\] Hierarchy Level on page 54](#)
- [\[edit forwarding-options load-balance\] Hierarchy Level on page 56](#)
- [\[edit forwarding-options next-hop-group\] Hierarchy Level on page 57](#)
- [\[edit forwarding-options port-mirroring\] Hierarchy Level on page 57](#)
- [\[edit forwarding-options rpf-loose-mode-discard\] Hierarchy Level on page 58](#)
- [\[edit forwarding-options sampling\] Hierarchy Level on page 59](#)
- [\[edit groups\] Hierarchy Level on page 61](#)
- [\[edit interfaces\] Hierarchy Level on page 61](#)
- [\[edit logical-systems\] Hierarchy Level on page 72](#)
- [\[edit multi-chassis\] Hierarchy Level on page 73](#)
- [\[edit policy-options\] Hierarchy Level on page 74](#)
- [\[edit protocols\] Hierarchy Level on page 78](#)
- [\[edit protocols bgp\] Hierarchy Level on page 81](#)
- [\[edit protocols isis\] Hierarchy Level on page 91](#)
- [\[edit protocols l2-learning\] Hierarchy Level on page 93](#)

- [\[edit protocols lacp\] Hierarchy Level on page 94](#)
- [\[edit protocols layer2-control\] Hierarchy Level on page 94](#)
- [\[edit protocols ldp\] Hierarchy Level on page 95](#)
- [\[edit protocols mpls\] Hierarchy Level on page 98](#)
- [\[edit protocols mstp\] Hierarchy Level on page 99](#)
- [\[edit protocols ospf\] Hierarchy Level on page 104](#)
- [\[edit protocols ospf3\] Hierarchy Level on page 108](#)
- [\[edit protocols pim\] Hierarchy Level on page 111](#)
- [\[edit protocols rip\] Hierarchy Level on page 115](#)
- [\[edit protocols ripng\] Hierarchy Level on page 117](#)
- [\[edit protocols router-advertisement\] Hierarchy Level on page 118](#)
- [\[edit protocols router-discovery\] Hierarchy Level on page 119](#)
- [\[edit protocols rstp\] Hierarchy Level on page 119](#)
- [\[edit protocols sap\] Hierarchy Level on page 120](#)
- [\[edit protocols vrrp\] Hierarchy Level on page 120](#)
- [\[edit protocols vstp\] Hierarchy Level on page 121](#)
- [Layer 2 Routing Instances Configuration Hierarchy on page 122](#)
- [\[edit routing-options\] Hierarchy Level on page 125](#)
- [\[edit security\] Hierarchy Level on page 134](#)
- [\[edit security alarms\] Hierarchy Level on page 134](#)
- [\[edit security authentication-key-chains\] Hierarchy Level on page 134](#)
- [\[edit security certificates\] Hierarchy Level on page 135](#)
- [\[edit security ike\] Hierarchy Level on page 135](#)
- [\[edit security ipsec\] Hierarchy Level on page 136](#)
- [\[edit security log\] Hierarchy Level on page 137](#)
- [\[edit security pki\] Hierarchy Level on page 137](#)
- [\[edit security ssh-known-hosts\] Hierarchy Level on page 138](#)
- [\[edit security traceoptions\] Hierarchy Level on page 139](#)
- [\[edit snmp\] Hierarchy Level on page 139](#)
- [\[edit switch-options\] Hierarchy Level on page 144](#)
- [\[edit system\] Hierarchy Level on page 144](#)
- [\[edit vlans\] Hierarchy Level on page 158](#)

[\[edit accounting-options\] Hierarchy Level](#)

```
accounting-options {  
  class-usage-profile profile-name {  
    destination-classes {  
      destination-class-name;  
    }  
  }  
}
```

```
    file filename;
    interval minutes;
    source-classes {
        source-class-name;
    }
}
file filename {
    archive-sites {
        site-name;
    }
    files number;
    nonpersistent;
    size bytes;
    start-time time;
    transfer-interval minutes;
}
filter-profile profile-name {
    counters {
        counter-name;
    }
    file filename;
    interval minutes;
}
interface-profile profile-name {
    fields {
        input-bytes;
        input-errors;
        input-multicast;
        input-packets;
        input-unicast;
        output-bytes;
        output-errors;
        output-multicast;
        output-packets;
        output-unicast;
        rpf-check-bytes;
        rpf-check-packets;
        rpf-check6-bytes;
        rpf-check6-packets;
        unsupported-protocol;
    }
    file filename;
    interval minutes;
}
mib-profile profile-name {
    file filename;
    interval minutes;
    object-names {
        mib-object-name;
    }
    operation (get | get-next | walk);
}
policy-decision-statistics-profile profile-name {
    application-aware-access-list-fields {
        address;
        application;
    }
}
```

```
        application-group;
        input-bytes;
        input-interface;
        input-packets;
        mask;
        output-bytes;
        output-packets;
        subscriber-name;
        timestamp;
        vrf-name;
    }
    file filename;
}
routing-engine-profile profile-name {
    fields {
        field-name;
    }
    file filename;
    interval minutes;
}
}
```

Related Documentation • [Notational Conventions Used in Junos OS Configuration Hierarchies](#)

[\[edit chassis\]](#) Hierarchy Level

```
chassis {
    aggregated-devices {
        ethernet {
            device-count number;
            lacp {
                link-protection {
                    non-revertive;
                }
                system-priority;
            }
        }
    }
    sonet {
        device-count number;
    }
    maximum-links maximum-links-limit;
}
alarm {
    ds1 {
        ais (ignore | red | yellow);
        ylw (ignore | red | yellow);
    }
    ethernet {
        link-down (ignore | red | yellow);
    }
    integrated-services {
        failure (ignore | red | yellow);
    }
    management-ethernet {
```



```

    link-down (ignore | red | yellow);
}
relay
input {
    port port-number {
        mode (close | open);
        trigger (ignore | red | yellow;
    }
}
output{
    port port-number {
        input-relay input-relay;
        mode (close | open);
        temperature;
    }
}
serial {
    cts-absent (ignore | red | yellow);
    dcd-absent (ignore | red | yellow);
    dsr-absent (ignore | red | yellow);
    loss-of-rx-clock (ignore | red | yellow);
    loss-of-tx-clock (ignore | red | yellow);
    tm-absent (ignore | red | yellow);
}
services {
    hw-down (ignore | red | yellow);
    linkdown (ignore | red | yellow);
    pic-hold-reset (ignore | red | yellow);
    pic-reset (ignore | red | yellow);
    rx-errors (ignore | red | yellow);
    sw-down (ignore | red | yellow);
    tx-errors (ignore | red | yellow);
}
sonet {
    (ais-l | ais-p | ber-sd | ber-sf | locd | lol | lop-p | los | pll | plm-p | rfi-l | rfl-p | uneq-p)
    (ignore | red | yellow);
}
t3 {
    (ais | exz | ferf | idle | lcv | lof | los | pll | ylw) (ignore | red | yellow);
}
}
cluster {
    control-link-recovery;
    control-ports {
        fpc slot-number port port-number;
    }
    heartbeat-interval milliseconds;
    heartbeat-threshold number;
    redundancy-group {
        ... the redundancy-group subhierarchy appears at the end of the [edit chassis cluster]
        hierarchy ...
    }
}
reth-count number;
traceoptions {
    file <filename> <files number> <match regular-expression> <size maximum-file-size>
    <world-readable | no-world-readable>;
}

```

```
    flag flag;  
    level severity;  
    no-remote-trace;  
}  
redundancy-group group-number {  
    gratuitous-arp-count number;  
    hold-down-interval seconds;  
    interface-monitor {  
        interface-name weight number;  
    }  
    ip-monitoring {  
        family {  
            inet {  
                ipv4-address {  
                    interface rethindex.logical-unit-number secondary-ip-address ipv4-address;  
                    weight number;  
                }  
            }  
        }  
        global-threshold number;  
        global-weight number;  
        retry-count count;  
        retry-interval interval;  
    }  
    node node-number priority priority-number;  
    preempt;  
}  
config-button {  
    no-clear;  
    no-rescue;  
}  
container-devices {  
    device-count number;  
}  
craft-lockout;  
disable-power-management;  
disk-partition partition-name (/config | /var) {  
    level (full | high) {  
        free-space threshold-value (mb | percent);  
    }  
}  
enhanced-policer;  
extended-statistics;  
fabric {  
    degraded {  
        action-fpc-restart-disable;  
        degraded-fabric-detection-enable  
        degraded-fpc-bad-plane-threshold number-bad-planes;  
    }  
    redundancy-mode (increased-bandwidth | redundant);  
}  
filter;  
fpc slot-number {  
    ... the fpc subhierarchy appears after the main [edit chassis] hierarchy ...  
}  
fpc-feb-connectivity {
```

```

    fpc slot-number feb (slot-number | none);
  }
  fpc-resync;
  fru-poweron-sequence sequence;
  lcc index {
    ... the lcc subhierarchy appears after the main [edit chassis] hierarchy ...
  }
  maximum-ecmp value;
  memory-enhanced {
    filter;
    route;
    vpn-label;
  }
  network-services (ethernet | enhanced-ethernet | ip | enhanced-ip);
  (packet-scheduling | no-packet-scheduling);
  pem {
    minimum number;
  }
  policer-drop-probability-low;
  ppp-subscriber-services (disable | enable);
  redundancy {
    cfeb slot (always | preferred);
    failover {
      on-disk-failure;
      on-loss-of-keepalives;
    }
    feb {
      redundancy-group group-name {
        description description;
        feb slot-number <backup | primary>;
        no-auto-failover;
      }
    }
    graceful-switchover;
    keepalive-time seconds;
    routing-engine slot-number (backup | disabled | master);
    sfm slot-number (always | preferred);
    ssb slot-number (always | preferred);
  }
  route-memory-enhanced;
  route-localization {
    inet (chassis);
    inet6;
  }
  routing-engine {
    bios {
      no-auto-upgrade;
    }
    on-disk-failure disk-failure-action (halt | reboot);
  }
  sfm slot-number {
    power off;
  }
  sib {
    minimum number;
  }

```

```
(source-route | no-source-route);
state [
    cb-upgrade [on | off];
}
synchronization { # for M Series and T Series routers
    primary (external-a | external-b);
    secondary (external-a | external-b);
    signal-type (e1 | t1);
    switching-mode (non-revertive | revertive);
    transmitter-enable;
    validation-interval seconds;
    y-cable-line-termination;
}
synchronization { # for MX80 and MX240 routers
    clock-mode (auto-select | free-run);
    esmc-transmit {
        interfaces (all | interface-name);
    }
    hold-interval {
        configuration-change seconds;
        restart seconds;
        switchover seconds;
    }
    network-option (option-1 | option-2);
    quality-mode-enable;
    selection-mode (configured-quality|received-quality);
    source {
        (external-a | external-b) {
            priority number;
            quality-level (prc | prs |sec | smc | ssu-a | ssu-b | st2 | st3 | st3e | st4 | stu | tnc);
            request (force-switch | lockout);
        }
        interfaces interface-name {
            priority number;
            quality-level (prc | prs |sec | smc | ssu-a | ssu-b | st2 | st3 | st3e | st4 | stu | tnc);
            request (force-switch | lockout);
            wait-to-restore minutes;
        }
    }
    switchover-mode (revertive | non-revertive);
}
synchronization { # for ACX Series routers
    clock-mode (auto-select | free-run);
    esmc-transmit {
        interfaces (all | interface-name);
    }
    hold-interval {
        configuration-change seconds;
        restart seconds;
        switchover seconds;
    }
    network-option (option-1 | option-2);
    quality-mode-enable;
    selection-mode (configured-quality | received-quality);
    source {
        (bits | gps) {
```

```

    priority number;
    quality-level (prc | prs | sec | smc | ssu-a | ssu-b | st2 | st3 | st3e | st4 | stu | tnc);
    request (force-switch | lockout);
}
interfaces interface-name {
    priority number;
    quality-level (prc | prs | sec | smc | ssu-a | ssu-b | st2 | st3 | st3e | st4 | stu | tnc);
    request (force-switch | lockout);
    wait-to-restore minutes;
}
}
switchover-mode(non-revertive | revertive);
}
system-domains {
    protected-system-domains psdnumerical-index {
        control-plane-bandwidth-percent percent;
        control-slot-numbers [ slot-numbers ];
        control-system-id control-system-id;
        description description;
        fpcs [ slot-numbers ];
    }
    root-domain-id root-domain-id;
}
vrf-mtu-check;
}

chassis {
    fpc slot-number {
        number-of-ports active-ports;
        offline;
        pic slot-number {
            ... the pic subhierarchy appears after the main [edit chassis fpc slot-number] hierarchy
            ...
        }
        port-mirror-instance port-mirror-instance-name;
        power (off | on);
        sampling-instance instance-name;
    }

    fpc slot-number {
        pic slot-number {
            adaptive-services {
                service-package (layer-2 | layer-3 | ...the following extension-provider subhierarchy
                ...);
            }
            extension-provider {
                control-cores number;
                data-cores number;
                data-flow-affinity {
                    hash-key (layer-3 | layer-4);
                }
                channelization;
                forwarding-db-size megabytes;
                object-cache-size megabytes;
                package package-name;
                policy-db-size megabytes;
                syslog {

```

```
        facility {
            severity;
            destination (pic-console | routing-engine);
        }
    }
    wired-process-mem-size megabytes;
}
aggregated-devices {
    ima {
        device-count number;
    }
}
aggregate-ports;
atm-cell-relay-accumulation;
atm-l2circuit-mode (aal5 | cell | trunk trunk);
cel {
    e1 port-number {
        channel-group group-number timeslots slot-number;
    }
}
ct3 {
    port port-number {
        t1 link-number {
            channel-group group-number timeslots slot-number;
        }
    }
}
ethernet {
    pic-mode (enhanced-switching | routing | switching);
}
fibre-channel {
    port port-number;
    port-range port-range-low port-range-high
}
egress-policer-overhead bytes;
forwarding-mode {
    sa-multicast;
    vlan-steering {
        vlan-rule (high-low | odd-even);
    }
}
framing (e1 | e3 | sdh | sonet | t1 | t3);
idle-cell-format {
    itu-t;
    payload-pattern payload-pattern-byte;
}
ingress-policer-overhead bytes;
inline-services {
    bandwidth (1g | 10g);
}
linerate-mode;
max-queues-per-interface (4 | 8);
mlfr-uni-nni-bundles number;
no-concatenate;
no-multi-rate;
```

```

port port-number {
    framing (e1 | e3 | sdh | sonet | t1 | t3);
    forwarding-mode {
        sa-multicast;
    }
    speed ( oc3-stm1 | oc12-stm4 | oc48-stm16);
}
port-mirror-instance port-mirror-instance-name;
q-pic-large-buffer {
    (large-scale | small-scale);
}
red-buffer-occupancy {
    weighted-averaged <instant-usage-weight-exponent weight-value>;
}
shdsl {
    pic-mode (1-port-atm | 2-port-atm);
}
sparse-dlcis;
traffic-manager {
    egress-shaping-overhead number;
    ingress-shaping-overhead number;
    mode {
        egress-only;
        ingress-and-egress;
        session-shaping;
    }
}
tunnel-queuing;
tunnel-services {
    bandwidth (1g | 10g | 20g | 40g);
    tunnel-only;
}
vtmapping (itu-t | klm);
}
}

chassis {
    lcc index {
        fpc slot-number {
            ... the fpc subhierarchy appears after the main [edit chassis lcc index] hierarchy ...
        }
        offline;
        online-expected;
    }
}

lcc index {
    fpc slot-number {
        pic slot-number {
            ... the pic subhierarchy appears after the main [edit chassis lcc index fpc slot-number] hierarchy ...
        }
        power (off | on);
        sampling-instance instance-name;
    }
}

```

```
fpc slot-number {  
  pic slot-number {  
    aggregate-ports;  
    atm-cell-relay-accumulation;  
    atm-l2circuit-mode (aal5 | cell | trunk trunk);  
    framing (e1 | e3 | sdh | sonet | t1 | t3);  
    idle-cell-format {  
      itu-t;  
      payload-pattern payload-pattern-byte;  
    }  
    linerate-mode;  
    max-queues-per-interface (4 | 8);  
    no-concatenate;  
    no-mcast-replication;  
    no-pre-classifier;  
    port port-number {  
      framing (e1 | e3 | sdh | sonet | t1 | t3);  
    }  
    q-pic-large-buffer {  
      (large-scale | small-scale);  
    }  
    red-buffer-occupancy {  
      weighted-averaged <instant-usage-weight-exponent weight-value>;  
    }  
    shdsl {  
      pic-mode (1-port-atm | 2-port-atm);  
    }  
    traffic-manager {  
      egress-shaping-overhead bytes;  
      ingress-shaping-overhead bytes;  
      mode {  
        egress-only;  
        ingress-and-egress;  
      }  
    }  
  }  
}
```

Related Documentation • [Notational Conventions Used in Junos OS Configuration Hierarchies](#)

[\[edit class-of-service\] Hierarchy Level](#)

```
class-of-service {  
  classifiers {  
    type classifier-name {  
      forwarding-class class-name {  
        loss-priority (high | low | medium-high | medium-low) code-points [ aliases bits ];  
      }  
      import (classifier-name | default);  
    }  
  }  
  code-point-aliases {
```



```

(dscp | dscp-ipv6 | exp | ieee-802.1 | ieee-802.1ad | inet-precedence) {
    alias-name bits;
}
}
drop-profiles {
    profile-name {
        fill-level percentage drop-probability percentage;
        interpolate {
            drop-probability value;
            fill-level value;
        }
    }
}
fabric {
    scheduler-map {
        priority (high | low) scheduler scheduler-name;
    }
}
forwarding-class-map {
    map-name {
        class class-name queue-num queue-number <restricted-queue queue-number>;
    }
}
forwarding-classes {
    class class-name policing-priority (normal | premium) queue-num queue-number
        priority (high | low);
    queue queue-number class-name policing-priority (normal | premium) priority (high |
        low);
}
forwarding-policy {
    class class-name {
        classification-override {
            forwarding-class class-name;
        }
    }
    next-hop-map map-name {
        forwarding-class class-name {
            discard;
            lsp-next-hop [ lsp-regular-expressions ];
            next-hop [ next-hop-names ];
            non-lsp-next-hop;
        }
    }
}
fragmentation-maps {
    map-name {
        forwarding-class class-name {
            drop-timeout milliseconds;
            fragment-threshold bytes;
            multilink-class number;
            no-fragmentation;
        }
    }
}
host-outbound-traffic {
    dscp-code-point value;
}

```

```

forwarding-class class-name;
ieee-802.1 {
    default value;
    rewrite-rules;
}
tcp {
    raise-internet-control-priority;
}
}
interfaces {
    ... the interfaces subhierarchy appears after the main [edit class-of-service] hierarchy
    ...
}
}
restricted-queues {
    forwarding-class class-name queue-number;
}
rewrite-rules {
    (dscp | dscp-ipv6 | exp | frame-relay-de | ieee-802.1 | ieee-802.1ad | inet-precedence)
    rewrite-rule {
        forwarding-class class-name {
            loss-priority level code-point (alias | bits);
        }
        import (rewrite-rule | default);
    }
}
}
routing-instances routing-instance-name {
    classifiers {
        dscp (classifier-name | default);
        dscp-ipv6 (classifier-name | default);
        exp (classifier-name | default);
        ieee-208.1 (classifier-name | default | encapsulated | vlan-tag (inner | outer));
    }
}
scheduler-maps {
    map-name {
        forwarding-class class-name scheduler scheduler-name;
    }
}
schedulers {
    scheduler-name {
        adjust-minimum value;
        adjust-percent value;
        buffer-size (exact | percent percentage | remainder);
        drop-profile-map loss-priority (any | high | low | medium-high | medium-low)
            protocol any;
        excess-priority (high | low | medium-high | medium-low);
        excess-rate (percent percentage | proportion proportion);
        priority (high | low | medium-high | medium-low | strict-high);
        shaping-rate (bps | percent percentage | burst-size size);
        transmit-rate (bps | percent percentage | remainder) <exact | rate-limit>;
    }
}
}
traceoptions {
    file <files number> <match regular-expression> <size maximum-file-size>
        <world-readable | no-world-readable>;
}

```

```

    flag flag;
    no-remote-trace;
}
traffic-control-profiles {
    profile-name {
        adjust-minimum rate;
        delay-buffer-rate (bps | cps cps | percent percentage);
        excess-rate (percent percentage | proportion value);
        guaranteed-rate (bps | percent percentage) <burst-size bytes>;
        overhead-accounting (frame-mode | cell-mode) <bytes byte-value>;
        scheduler-map map-name;
        shaping-rate (bps | percent percentage) <burst-size bytes>;
    }
}
tri-color;
}

class-of-service {
    interfaces {
        interface-name {
            excess-bandwidth-share (equal | proportional value);
            input-excess-bandwidth-share (equal | proportional value);
            input-scheduler-map map-name;
            input-shaping-rate bps;
            input-traffic-control-profile profile-name;
            output-forwarding-class-map map-name;
            output-traffic-control-profile profile-name;
            scheduler-map map-name;
            scheduler-map-chassis (map-name | derived);
            shaping-rate bps;
            unit (logical-unit-number | *) {
                classifiers {
                    dscp (classifier-name | default) {
                        family [ inet mpls ];
                    }
                    dscp-ipv6 (classifier-name | default) {
                        family [ inet mpls ];
                    }
                    exp (classifier-name | default);
                    ieee-208.1 (classifier-name | default) <vlan-tag (inner | outer)>;
                    ieee-208.1ad (classifier-name | default);
                    inet-precedence (classifier-name | default);
                }
                forwarding-class class-name;
                input-scheduler-map map-name;
                input-shaping-rate bps;
                input-traffic-control-profile profile-name shared-instance instance-name;
                loss-priority-maps {
                    (map-name | default);
                }
                loss-priority-rewrites {
                    (map-name | default);
                }
                output-forwarding-class-map map-name;
                output-traffic-control-profile profile-name shared-instance instance-name;
                rewrite-rules {

```

```

dscp (rule-name | default) <protocol mpls>;
dscp-ipv6 (rule-name | default);
exp (rule-name | default) <protocol [ mpls-any | mpls-inet-both |
    mpls-inet-both-non-vpn ]>;
exp-push-push-push default;
exp-swap-push-push default;
ieee-802.1 (rewrite-name | default) <vlan-tag (outer | outer-and-inner)>;
ieee-802.1ad (rewrite-name | default) <vlan-tag (outer | outer-and-inner)>;
inet-precedence (rewrite-name | default) <protocol mpls>;
}
scheduler-map map-name;
shaping-rate bps;
translation-table (to-dscp-from-dscp | to-dscp-ipv6-from-dscp-ipv6 |
    to-exp-from-exp | to-inet-precedence-from-inet-precedence) table-name;
}
}
interface-set interface-set-name {
    excess-bandwidth-share (equal | proportional value);
    input-excess-bandwidth-share (equal | proportional value);
    input-traffic-control-profile profile-name;
    input-traffic-control-profile-remaining profile-name;
    internal-node;
    output-traffic-control-profile profile-name;
    output-traffic-control-profile-remaining profile-name;
}
}
}

```

Related Documentation

- Notational Conventions Used in Junos OS Configuration Hierarchies

[\[edit dynamic-profiles\] Hierarchy Level](#)

```

dynamic-profiles {
    profile-name {
        class-of-service
        ... statements from those in [edit class-of-service] Hierarchy Level.
        firewall
        ... statements from those in [edit firewall] Hierarchy Level.
        interfaces
        ... statements from those in [edit interfaces] Hierarchy Level.
        policy-options
        ... statements from those in [edit policy-options] Hierarchy Level.
        predefined-variable-defaults variable-name default-value
        profile-variable-set variable-set-name dynamic-variable-name substitute-variable-name
        protocols
        ... statements from those in [edit protocols] Hierarchy Level.
        routing-instances
        ... statements from those in [edit routing-instances] Hierarchy Level.
        routing-options
        ... statements from those in [edit routing-options] Hierarchy Level.
        services
        ... statements from those in [edit services] Hierarchy Level.
        variables {
            variable-name {

```

```

        default-value default-value;
        equals expression;
        mandatory;
    }
    uid;
    uid-reference;
}
}
}

```

Related Documentation

- Notational Conventions Used in Junos OS Configuration Hierarchies
- [edit dynamic-profiles routing-instances] Hierarchy Level
- [edit dynamic-profiles routing-options] Hierarchy Level
- [edit dynamic-profiles variables] Hierarchy Level

[edit event-options] Hierarchy Level

```

event-options {
  destinations {
    destination-name {
      archive-sites {
        url <password password>;
      }
      transfer-delay seconds;
    }
  }
  event-script {
    file filename {
      checksum (md5 | sha-256 | sha1) hash;
      refresh;
      refresh-from url;
      remote-execution {
        remote-hostname {
          passphrase user-password;
          username user-login;
        }
      }
      source url;
    }
    max-datasize
    refresh;
    refresh-from url;
    traceoptions {
      file <filename> <files number> <size maximum-file-size> <world-readable |
        no-world-readable>;
      flag flag;
      no-remote-trace;
    }
  }
  generate-event event-name {
    time-interval seconds;
    time-of-day hh:mm:ss;
  }
}

```

```
}
max-policies policies;
policy policy-name {
  ... the policy subhierarchy appears after the main [edit event-options] hierarchy ...
}
traceoptions {
  file <filename> <files number> <match regular-expression> <size maximum-file-size>
    <world-readable | no-world-readable>;
  flag flag;
  no-remote-trace;
}
}

event-options {
  policy policy-name {
    attributes-match {
      event1.attribute-name equals event2.attribute-name;
      event.attribute-name matches regular-expression;
      event1.attribute-name starts-with event2.attribute-name;
    }
    events [ events ];
    then {
      change-configuration {
        commands {
          "command";
        }
        commit-options {
          check <synchronize>;
          force;
          log "comment-string";
          synchronize;
        }
        retry count number interval seconds;
        user-name username;
      }
    }
    event-script filename {
      arguments {
        argument-name argument-value;
      }
      destination destination-name {
        retry-count number retry-interval seconds;
        transfer-delay seconds;
      }
      output-filename filename;
      output-format (text | xml);
      user-name username;
    }
    execute-commands {
      commands {
        "command";
      }
      destination destination-name {
        retry-count number retry-interval seconds;
        transfer-delay seconds;
      }
      output-filename filename;
    }
  }
}
```

```

        output-format (text | xml);
        user-name username;
    }
    ignore;
    priority-override {
        facility facility-type;
        severity severity-level;
    }
    raise-trap;
    upload filename (filename | committed) destination destination-name {
        retry-count number retry-interval seconds;
        transfer-delay seconds;
        user-name username;
    }
}
within seconds {
    events [ events ];
    not events [ events ];
    trigger (after number | on number | until number);
}
}
}

```

**Related
Documentation**

- [Notational Conventions Used in Junos OS Configuration Hierarchies](#)

[\[edit firewall\] Hierarchy Level](#)

Several statements in the **[edit firewall]** hierarchy are valid at numerous locations within the hierarchy. To make the complete hierarchy easier to read, the repeated statements are listed in the following sections, which are referenced at the appropriate locations in “[Complete \[edit firewall\] Hierarchy](#)” on page 38.

- [Common Firewall Actions on page 33](#)
- [Common IP Firewall Actions on page 34](#)
- [Common IPv4 Firewall Actions on page 34](#)
- [Common IP Firewall Match Conditions on page 35](#)
- [Common IPv4 Firewall Match Conditions on page 36](#)
- [Common Layer 2 Firewall Match Conditions on page 36](#)
- [Complete \[edit firewall\] Hierarchy on page 38](#)

Common Firewall Actions

This section lists statements that are valid at the following hierarchy levels, and is referenced at those levels in “[Complete \[edit firewall\] Hierarchy](#)” on page 38 instead of the statements being repeated.

- **[edit firewall family (any | ccc | ethernet-switching | inet | inet6 | mpls | vpls) filter *filter-name* term *term-name* then]**
- **[edit firewall filter *filter-name* term *term-name* then]**

The common firewall actions are as follows:

```
count counter-name;  
forwarding-class class-name;  
loss-priority (high | low | medium-high | medium-low);  
next term;  
policer policer-name;  
three-color-policer policer-name {  
    (single-rate single-rate-policer-name | two-rate two-rate-policer-name);  
}
```

Common IP Firewall Actions

This section lists statements that are valid at the following hierarchy levels, and is referenced at those levels in “[Complete \[edit firewall\] Hierarchy](#)” on page 38 instead of the statements being repeated.

- [edit firewall family inet filter *filter-name* term *term-name* then]
- [edit firewall family inet6 filter *filter-name* term *term-name* then]
- [edit firewall filter *filter-name* term *term-name* then]

The common IP firewall actions are as follows:

```
log;  
logical-system logical-system-name <routing-instance routing-instance-name>  
    <topology topology-name>;  
port-mirror;  
port-mirror-instance instance-name;  
routing-instance routing-instance-name <topology topology-name>;  
sample;  
service-filter-hit;  
syslog;  
topology topology-name;
```

Common IPv4 Firewall Actions

This section lists statements that are valid at the following hierarchy levels, and is referenced at those levels in “[Complete \[edit firewall\] Hierarchy](#)” on page 38 instead of the statements being repeated.

- [edit firewall family inet filter *filter-name* term *term-name* then]
- [edit firewall filter *filter-name* term *term-name* then]

The common IP version 4 (IPv4) firewall actions are as follows:

```
(accept | discard <accounting collector-name> | reject <administratively-prohibited |  
    bad-host-tos | bad-network-tos | fragmentation-needed | host-prohibited |  
    host-unknown | host-unreachable | network-prohibited | network-unknown |  
    network-unreachable | port-unreachable | precedence-cutoff | precedence-violation |  
    protocol-unreachable | source-host-isolated | source-route-failed | tcp-reset>);  
ipsec-sa sa-name;  
load-balance sa-name;  
next-hop-group group-name;  
prefix-action action-name;
```


Common IP Firewall Match Conditions

This section lists statements that are valid at the following hierarchy levels, and is referenced at those levels in “[Complete \[edit firewall\] Hierarchy](#)” on page 38 instead of the statements being repeated.

- **[edit firewall family inet dialer-filter *filter-name* term *term-name* from]** (with the exceptions noted at this level in “[Complete \[edit firewall\] Hierarchy](#)” on page 38)
- **[edit firewall family inet filter *filter-name* term *term-name* from]**
- **[edit firewall family inet6 dialer-filter *filter-name* term *term-name* from]** (with the exceptions noted at this level in “[Complete \[edit firewall\] Hierarchy](#)” on page 38)
- **[edit firewall family inet6 filter *filter-name* term *term-name* from]**
- **[edit firewall filter *filter-name* term *term-name* from]**

The common IP firewall match conditions are as follows:

```

address {
    ip-prefix</prefix-length> <except>;
}
destination-address {
    ip-prefix</prefix-length> <except>;
}
destination-class [ class-names ] | destination-class-except [ class-names ];
(destination-port [ port-names ] | destination-port-except [ port-names ]);
destination-prefix-list {
    list-name <except>;
}
(forwarding-class [ class-names ] | forwarding-class-except [ class-names ]);
 icmp-code [ codes ] | icmp-code-except [ codes ];
 icmp-type [ types ] | icmp-type-except [ types ];
interface interface-name;
(interface-group [ group-names ] | interface-group-except [ group-names ]);
interface-set set-name;
(loss-priority [ priorities ] | loss-priority-except [ priorities ]);
(packet-length [ values ] | packet-length-except [ values ]);
(port [ port-names ] | port-except [ port-names ]);
prefix-list {
    list-name <except>;
}
service-filter-hit;
source-address {
    ip-prefix</prefix-length> <except>;
}
(source-class [ class-names ] | source-class-except [ class-names ]);
(source-port [ port-names ] | source-port-except [ port-names ]);
source-prefix-list {
    list-name <except>;
}
tcp-established;
tcp-flags flag;
tcp-initial;

```

Common IPv4 Firewall Match Conditions

This section lists statements that are valid at the following hierarchy levels, and is referenced at those levels in “[Complete \[edit firewall\] Hierarchy](#)” on page 38 instead of the statements being repeated.

- **[edit firewall family inet dialer-filter *filter-name* term *term-name* from]** (with the exceptions noted at this level in “[Complete \[edit firewall\] Hierarchy](#)” on page 38)
- **[edit firewall family inet filter *filter-name* term *term-name* from]**
- **[edit firewall filter *filter-name* term *term-name* from]**

The common IPv4 firewall match conditions are as follows:

```
(ah-spi [ values ] | ah-spi-except [ values ]);
(dscp [ code-point-values ] | dscp-except [ code-point-values ]);
(esp-spi [ values ] | esp-spi-except [ values ]);
first-fragment;
fragment-flags flag;
(fragment-offset [ offsets ] | fragment-offset-except [ offsets ]);
(ip-options [ option-names ] | ip-options-except [ option-names ]);
is-fragment;
(precedence [ precedence-names ] | precedence-except [ precedence-names ]);
(protocol [ protocol-names ] | protocol-except [ protocol-names ]);
(ttl [ ttl-values ] | ttl-except [ ttl-values ]);
```

Common Layer 2 Firewall Match Conditions

This section lists statements that are valid at the following hierarchy levels, and is referenced at those levels in “[Complete \[edit firewall\] Hierarchy](#)” on page 38 instead of the statements being repeated.

- **[edit firewall family ethernet-switching filter *filter-name* term *term-name* from]**
- **[edit firewall family vpls filter *filter-name* term *term-name* from]**

The common Layer 2 firewall match conditions are as follows:

```
destination-mac-address {
    mac-address <except>;
}
(destination-port [ port-names ] | destination-port-except [ port-names ]);
(dscp [ code-point-values ] | dscp-except [ code-point-values ]);
(ether-type [ protocol-types ] | ether-type-except [ protocol-types ]);
(forwarding-class [ class-names ] | forwarding-class-except [ class-names ]);
(icmp-code [ codes ] | icmp-code-except [ codes ]);
(icmp-type [ types ] | icmp-type-except [ types ]);
(interface-group [ group-names ] | interface-group-except [ group-names ]);
ip-address {
    ip-prefix</prefix-length> <except>;
}
ip-destination-address {
    ip-prefix</prefix-length> <except>;
}
```

```
(ip-precedence [ precedence-names ] | ip-precedence-except [ precedence-names ] );
(ip-protocol [ protocol-names ] | ip-protocol-except [ protocol-names ] );
ip-source-address ip-prefix </prefix-length>;
(learn-vlan-1p-priority [ priorities ] | learn-vlan-1p-priority [ priorities ] );
(learn-vlan-id [ vlan-ids ] | learn-vlan-id-except [ vlan-ids ] );
(loss-priority [ priorities ] | loss-priority-except [ priorities ] );
(port [ port-names ] | port-except [ port-names ] );
source-mac-address {
    mac-address <except>;
}
(source-port [ port-names ] | source-port-except [ port-names ] );
tcp-flags flag;
(traffic-type [ broadcast known-unicast multicast unknown-unicast ] |
    traffic-type-except [ broadcast known-unicast multicast unknown-unicast ] );
(user-vlan-1p-priority [ priorities ] | user-vlan-1p-priority [ priorities ] );
(user-vlan-id [ vlan-ids ] | user-vlan-id-except [ vlan-ids ] );
(vlan-ether-type [ protocol-types ] | vlan-ether-type-except [ protocol-types ] );
```

Complete [edit firewall] Hierarchy

```
firewall {
  family (any | ccc | ethernet-switching | inet | inet6 | mpls | vpls) {
    ... the family subhierarchies appear after the main [edit firewall] hierarchy ...
  }
  filter filter-name {
    accounting-profile [ profile-names ];
    enhanced-mode;
    interface-shared-with;
    interface-specific;
    physical-interface-policer;
    term term-name {
      filter filter-name;
      from {
        ... statements in Common IP Firewall Match Conditions on page 35 AND
           statements in Common IPv4 Firewall Match Conditions on page 36 ...
      }
      then {
        ... statements in Common Firewall Actions on page 33 AND
           statements in Common IP Firewall Actions on page 34 AND
           statements in Common IPv4 Firewall Actions on page 34 ...
      }
    }
  }
}
hierarchical-policer policer-name {
  aggregate {
    if-exceeding {
      bandwidth-limit bps;
      burst-size-limit bytes;
    }
    then {
      discard;
      forwarding-class class-name;
      loss-priority (high | low | medium-high | medium-low);
    }
  }
  logical-interface-policer;
  physical-interface-policer;
  premium {
    if-exceeding {
      bandwidth-limit bps;
      burst-size-limit bytes;
    }
    then {
      discard;
    }
  }
}
shared-bandwidth-policer;
interface-set interface-set-name {
  interface-name;
}
load-balance-group group-name {
  next-hop-group [ group-names ];
}
```

```

}
policer policer-name {
  filter-specific;
  if-exceeding {
    (bandwidth-limit bps | bandwidth-percent percentage);
    burst-size-limit bytes;
  }
  logical-bandwidth-policer;
  logical-interface-policer;
  physical-interface-policer;
  then {
    discard;
    forwarding-class class-name;
    loss-priority (high | low | medium-high | medium-low);
  }
}
three-color-policer policer-name {
  action {
    loss-priority high then discard;
  }
  filter-specific;
  logical-interface-policer;
  physical-interface-policer;
  shared-bandwidth-policer;
  single-rate {
    (color-aware | color-blind);
    committed-burst-size bytes;
    committed-information-rate bps;
    excess-burst-size bytes;
  }
  two-rate {
    (color-aware | color-blind);
    committed-burst-size bytes;
    committed-information-rate bps;
    peak-burst-size bytes;
    peak-information-rate bps;
  }
}
}

firewall {
  family any {
    filter filter-name {
      interface-shared;
      term term-name {
        from {
          (forwarding-class [ class-names ] | forwarding-class-except [ class-names ]);
          interface interface-name;
          interface-set set-name;
          (loss-priority [ priorities ] | loss-priority-except [ priorities ]);
          (packet-length [ values ] | packet-length-except [ values ]);
        }
        then {
          ... statements in Common Firewall Actions on page 33 PLUS ...
          (accept | discard);
        }
      }
    }
  }
}

```

```

    }
  }
}

firewall {
  family ccc {
    filter filter-name {
      accounting-profile [ profile-names ];
      physical-interface-filter;
      interface-specific;
      term term-name {
        filter filter-name;
        from {
          (forwarding-class [ class-names ] | forwarding-class-except [ class-names ]);
          (interface-group [ group-names ] | interface-group-except [ group-names ]);
          (learn-vlan-1p-priority [ priorities ] | learn-vlan-1p-priority [ priorities ]);
          (loss-priority [ priorities ] | loss-priority-except [ priorities ]);
          (user-vlan-1p-priority [ priorities ] | user-vlan-1p-priority [ priorities ]);
        }
        then {
          ... statements in Common Firewall Actions on page 33 PLUS ...
          (accept | discard);
          port-mirror-instance instance-name;
        }
      }
    }
  }
}

firewall {
  family ethernet-switching {
    filter filter-name {
      interface-specific;
      term term-name {
        from {
          destination-address {
            ip-prefix</prefix-length>;
          }
          destination-mac-address {
            mac-address;
          }
          destination-port [ port-names ];
          destination-prefix-list {
            list-name;
          }
          dot1q-tag [ tag-values ];
          dot1q-user-priority [ priority-values ];
          dscp [ code-point-values ];
          ether-type [ protocol-names ];
          fragment-flags flag;
          icmp-code [ codes ];
          icmp-type [ types ];
          interface interface-name;
          is-fragment;

```

```

precedence [ precedence-names ];
protocol [ protocol-names ];
source-address {
    ip-prefix</prefix-length>;
}
source-mac-address {
    mac-address;
}
source-port [ port-names ];
source-prefix-list {
    list-name;
}
tcp-established;
tcp-flags flag;
tcp-initial;
vlan [ vlan-names ];
}
then {
    (accept | discard);
    analyzer analyzer-name;
    count counter-name;
    forwarding-class class-name;
    interface interface-name;
    log;
    loss-priority (high | low);
    policer policer-name;
    syslog;
    vlan vlan-name;
}
}
}
}
}

firewall {
    family inet {
        dialer-filter filter-name {
            accounting-profile [ profile-names ];
            term term-name {
                from {
                    ... statements in Common IP Firewall Match Conditions on page 35 AND
                    statements in Common IPv4 Firewall Match Conditions on page 36 EXCEPT
                    FOR ...
                    (ah-spi [ values ] | ah-spi-except [ values ]); # NOT valid at this level
                    (destination-class [ class-names ] |
                     destination-class-except [ class-names ]); # NOT valid at this level
                    interface interface-name; # NOT valid at this level
                    (loss-priority [ priorities ] | loss-priority-except [ priorities ]); # NOT valid at
                     this level
                    service-filter-hit; # NOT valid at this level
                    (source-class [ class-names ] | source-class-except [ class-names ]); # NOT
                     valid at this level
                }
            }
            then {
                (ignore | note);
                log;
            }
        }
    }
}

```

```

        sample;
        syslog;
    }
}
filter filter-name {
    accounting-profile [ profile-names ];
    interface-specific;
    term term-name {
        filter filter-name;
        from {
            ... statements in Common IP Firewall Match Conditions on page 35 AND
               statements in Common IPv4 Firewall Match Conditions on page 36 ...
        }
        then {
            ... statements in Common Firewall Actions on page 33 AND
               statements in Common IP Firewall Actions on page 34 AND
               statements in Common IPv4 Firewall Actions on page 34 ...
        }
    }
}
prefix-action name {
    count;
    destination-prefix-length prefix-length;
    filter-specific;
    policer policer-name;
    source-prefix-length prefix-length;
    subnet-prefix-length prefix-length;
}
service-filter filter-name {
    term term-name {
        from {
            address {
                ip-prefix</prefix-length>;
            }
            (ah-spi [ values ] | ah-spi-except [ values ]);
            destination-address {
                ip-prefix</prefix-length>;
            }
            (destination-port [ port-names ] | destination-port-except [ port-names ]);
            destination-prefix-list {
                list-name;
            }
            (esp-spi [ values ] | esp-spi-except [ values ]);
            first-fragment;
            fragment-flags flag;
            (fragment-offset [ offsets ] | fragment-offset-except [ offsets ]);
            (interface-group [ group-names ] | interface-group-except [ group-names ]);
            (ip-options [ option-names ] | ip-options-except [ option-names ]);
            is-fragment;
            (loss-priority [ priorities ] | loss-priority-except [ priorities ]);
            (port [ port-names ] | port-except [ port-names ]);
            prefix-list {
                list-name;
            }
            (protocol [ protocol-names ] | protocol-except [ protocol-names ]);
        }
    }
}

```



```

    source-address {
        ip-prefix</prefix-length>;
    }
    (source-port [ port-names ] | source-port-except [ port-names ]);
    source-prefix-list {
        list-name;
    }
    tcp-flags flag-name;
}
then {
    count counter-name;
    log;
    port-mirror;
    sample;
    (service | skip);
}
}
}
simple-filter filter-name {
    term term-name {
        from {
            destination-address ip-prefix</prefix-length>;
            destination-port port-name;
            forwarding-class [ class-names ];
            protocol protocol-name;
            source-address ip-prefix</prefix-length>;
            source-port port-name;
        }
        then {
            forwarding-class class-name;
            loss-priority (high | low | medium-high | medium-low);
            policer policer-name;
        }
    }
}
}
}
}
firewall {
    family inet6 {
        dialer-filter filter-name {
            accounting-profile [ profile-names ];
            term term-name {
                from {
                    ... statements in Common IP Firewall Match Conditions on page 35 PLUS ...
                    (next-header [ protocol-types ] | next-header-except [ protocol-types ]);
                    ... BUT NOT ...
                    (destination-class [ class-names ] |
                     destination-class-except [ class-names ]); # NOT valid at this level
                    (forwarding-class [ class-names ] |
                     forwarding-class-except [ class-names ]); # NOT valid at this level
                    interface interface-name; # NOT valid at this level
                    (interface-group [ group-names ] | interface-group-except [ group-names ]); #
                     NOT valid at this level
                    (loss-priority [ priorities ] | loss-priority-except [ priorities ]); # NOT valid at
                     this level
                }
            }
        }
    }
}

```

```

        service-filter-hit; # NOT valid at this level
        (source-class [ class-names ] | source-class-except [ class-names ]); # NOT
            valid at this level
        tcp-established; # NOT valid at this level
        tcp-flags flag; # NOT valid at this level
        tcp-initial; # NOT valid at this level
    }
    then {
        (ignore | note);
        log;
        sample;
        syslog;
    }
}
}
filter filter-name {
    accounting-profile [ profile-names ];
    interface-specific;
    term term-name {
        filter filter-name;
        from {
            ... statements in Common IP Firewall Match Conditions on page 35 PLUS ...
            (next-header [ protocol-types ] | next-header-except [ protocol-types ]);
            (traffic-class [ code-point-values ] | traffic-class-except [ code-point-values ]);
        }
        then {
            ... statements in Common Firewall Actions on page 33 AND
            statements in Common IP Firewall Actions on page 34 PLUS ...
            (accept | discard | reject <address-unreachable | administratively-prohibited |
                beyond-scope | fragmentation-needed | no-route | port-unreachable |
                tcp-reset>);
        }
    }
}
}
service-filter filter-name {
    term term-name {
        from {
            address {
                ip-prefix</prefix-length>;
            }
            (ah-spi [ values ] | ah-spi-except [ values ]);
            destination-address {
                ip-prefix</prefix-length>;
            }
            (destination-port [ port-names ] | destination-port-except [ port-names ]);
            destination-prefix-list {
                list-name;
            }
            (esp-spi [ values ] | esp-spi-except [ values ]);
            (interface-group [ group-names ] | interface-group-except [ group-names ]);
            (next-header [ protocol-types ] | next-header-except [ protocol-types ]);
            (port [ port-names ] | port-except [ port-names ]);
            prefix-list {
                list-name;
            }
            source-address {

```

```

        ip-prefix </prefix-length>;
    }
    (source-port [ port-names ] | source-port-except [ port-names ]);
    source-prefix-list {
        list-name;
    }
    tcp-flags flag-name;
}
then {
    count counter-name;
    log;
    port-mirror;
    sample;
    (service | skip);
}
}
}
}
}

firewall {
    family mpls {
        filter filter-name {
            accounting-profile [ profile-names ];
            interface-specific;
            physical-interface-filter;
            term term-name {
                from {
                    (exp [ exp-bits ] | exp-except [ exp-bits ]);
                }
                then {
                    (ignore | note);
                    log;
                    sample;
                    syslog;
                }
            }
        }
    }
    filter filter-name {
        accounting-profile [ profile-names ];
        interface-specific;
        physical-interface-filter;
        term term-name {
            filter filter-name;
            from {
                (exp [ exp-bits ] | exp-except [ exp-bits ]);
                (forwarding-class [ class-names ] | forwarding-class-except [ class-names ]);
                interface interface-name;
                interface-set set-name;
                (loss-priority [ priorities ] | loss-priority-except [ priorities ]);
            }
            then {
                ... statements in Common Firewall Actions on page 33 PLUS ...
                (accept | discard);
                sample;
            }
        }
    }
}

```

```
    }
  }
}

firewall {
  family vpls {
    filter filter-name {
      accounting-profile [ profile-names ];
      interface-specific;
      term term-name {
        filter filter-name;
        from {
          ... statements in Common Layer 2 Firewall Match Conditions on page 36 ...
        }
        then {
          ... statements in Common Firewall Actions on page 33 PLUS ...
          (accept | discard);
          port-mirror;
          port-mirror-instance instance-name;
        }
      }
    }
  }
}
```

Related Documentation

- [Notational Conventions Used in Junos OS Configuration Hierarchies](#)

[edit forwarding-options] Hierarchy Level

Each of the following topics lists the statements at a subhierarchy of the **[edit forwarding-options]** hierarchy.

- [\[edit forwarding-options accounting\] Hierarchy Level on page 47](#)
- [\[edit forwarding-options dhcp-relay\] Hierarchy Level on page 47](#)
- [\[edit forwarding-options enhanced-hash-key\] Hierarchy Level on page 51](#)
- [\[edit forwarding-options family\] Hierarchy Level on page 52](#)
- [\[edit forwarding-options fast-reroute-priority\] Hierarchy Level on page 53](#)
- [\[edit forwarding-options hash-key\] Hierarchy Level on page 53](#)
- [\[edit forwarding-options helpers\] Hierarchy Level on page 54](#)
- [\[edit forwarding-options load-balance\] Hierarchy Level on page 56](#)
- [\[edit forwarding-options next-hop-group\] Hierarchy Level on page 57](#)
- [\[edit forwarding-options port-mirroring\] Hierarchy Level](#)
- [\[edit forwarding-options rpf-loose-mode-discard\] Hierarchy Level on page 58](#)
- [\[edit forwarding-options sampling\] Hierarchy Level on page 59](#)

Related Documentation • [Notational Conventions Used in Junos OS Configuration Hierarchies](#)

[\[edit forwarding-options accounting\] Hierarchy Level](#)

```
forwarding-options {
  accounting group-name {
    output {
      aggregate-export-interval seconds;
      cflowd hostname {
        aggregation {
          autonomous-system;
          destination-prefix;
          protocol-port;
          source-destination-prefix {
            caida-compliant;
          }
          source-prefix;
        }
        autonomous-system-type (origin | peer);
        port port-number;
        version format;
      }
      flow-active-timeout seconds;
      flow-inactive-timeout seconds;
      interface interface-name {
        engine-id number;
        engine-type number;
        source-address address;
      }
    }
  }
}
```

Related Documentation • [Notational Conventions Used in Junos OS Configuration Hierarchies](#)
• [\[edit forwarding-options\] Hierarchy Level on page 46](#)

[\[edit forwarding-options dhcp-relay\] Hierarchy Level](#)

```
forwarding-options {
  dhcp-relay {
    active-server-group server-group-name;
  }
  arp-inspection;
  authentication {
    password password-string;
    username-include {
      circuit-type;
      delimiter delimiter-character;
      domain-name domain-name-string;
      interface-name;
      logical-system-name;
      mac-address;
    }
  }
}
```

```
    option-60;
    option-82 <circuit-id> <remote-id>;
    routing-instance-name;
    user-prefix user-prefix-string;
  }
}
dhcpv6 {
  active-server-group group-name;
}
authentication {
  password password-string;
}
username-include {
  circuit-type;
  client-id;
  delimiter delimiter-character;
  domain-name domain-name-string;
  interface-name;
  logical-system-name;
  relay-agent-interface-id;
  relay-agent-remote-id;
  relay-agent-subscriber-id;
  routing-instance-name;
  user-prefix user-prefix-string;
}
dynamic-profile profile-name {
  aggregate-clients (merge |replace);
  use-primary profile-name;
}
group group-name {
  ... the group subhierarchy appears after the main [edit forwarding-options
    dhcp-relay] hierarchy ...
}
liveness-detecton {
  ... the liveness-detection subhierarchy appears after the main [edit
    forwarding-options dhcp-relay] hierarchy ...
}
overrides {
  ... the overrides subhierarchy appears after the main [edit forwarding-options
    dhcp-relay] hierarchy ...
}
relay-agent-interface-id {
  prefix;
  user-interface-description;
}
relay-option {
  default-action;
  equals;
  option-number;
  starts-with;
}
server-group;
service-profile;
)
duplicate-clients-on-interface;
dynamic-profile profile-name {
  aggregate-clients (merge |replace);
```

```

    use-primary profile-name;
  }
forward-snooped-clients (all-interfaces | configured-interfaces |
  non-configured-interfaces);
group group-name {
  active-server-group server-group-name;
  authentication {
    password password-string;
    username-include {
      circuit-type;
      delimiter delimiter-character;
      domain-name domain-name-string;
      logical-system-name;
      mac-address;
      option-60;
      option-82 <circuit-id> <remote-id>;
      routing-instance-name;
      user-prefix user-prefix-string;
    }
  }
  dynamic-profile profile-name{
    aggregate-clients (merge |replace);
    use-primary profile-name;
  }
  interface;
  liveness-detection;
  overrides;
  relay-option;
  relay-option-82 ;
  service-profile;
}
}
liveness-detection {
  failure-action (clear-binding |clear-binding-if-interface-up |log-only);
}
method {
  bfd {
    detection-time {
      threshold milliseconds;
    }
    holddown-interval;
    minimum--interval;
    minimum-receive-interval;
    multiplier;
    no-adaptation;
    session-mode;
  }
  transmit-interval {
    minimum-interval milliseconds;
    threshold milliseconds;
  }
  version;
}
}
overrides {
  (allow-snooped-clients | no-allow-snooped-clients);
  always-write-giaddr;
  always-write-option-82;
}

```

```
client-discover-match <option60-and-option82>;
disable-relay;
interface-client-limit number;
layer2-unicast-replies;
no-allow-snooped-clients;
no-arp;
no-bind-on-request;
no-unicast-replies;
proxy-mode;
replace-ip-source-with giaddr;
send-release-on-delete;
trust-option-82;
}
relay-option {
  default-action {
    drop;
    forward-only;
    local-server-group group-name;
    relay-server-group group-name;
  }
  equals {
    ascii string;
    hexadecimal string;
  }
}
option-number (60 | 77);
}
starts-with {
  ascii string;
  hexadecimal string;
}
relay-option-82 {
  circuit-id (value | ... the following prefix statement ...) {
    prefix {
      host-name;
      logical-system-name;
      routing-instance-name;
    }
    use-interface-description (device | logical);
  }
}
server-group {
  server-group-name {
    ip-address;
  }
}
service-profile name:
}
```

Related Documentation

- Notational Conventions Used in Junos OS Configuration Hierarchies
- [\[edit forwarding-options\] Hierarchy Level on page 46](#)

[edit forwarding-options enhanced-hash-key] Hierarchy Level

```

enhanced-hash-key {
  family [
    inet
      gtp-tunnel-endpoint-identifier;
      incoming-interface-index;
      no-destination-port;
      no-source-port;
      type-of-service;
    }
    inet6 {
      gtp-tunnel-endpoint-identifier;
      incoming-interface-index;
      no-destination-port;
      no-source-port;
      traffic-class;
    }
    mpls {
      incoming-interface-index;
      label-1-exp;
      no-payload;
    }
    multiservice {
      incoming-interface-index;
      no-mac-addresses;
      no-payload;
    }
  ]
  services-loadbalancing {
    family {
      inet layer-3-services {
        destination-address;
        incoming-interface-index;
        source-address;
      }
    }
    inet6 {
      destination-address;
      incoming-interface-index;
      source-address;
    }
  }
}
symmetric {
  family {
    inet {
      gtp-tunnel-endpoint-identifier;
      incoming-interface-index;
      no-destination-port;
      no-source-port;
      type-of-service;
    }
    inet6 {

```

```
        gtp-tunnel-endpoint-identifier;
        incoming-interface-index;
        no-destination-port;
        no-source-port;
        traffic-class;
    }
}
mpls {
    incoming-interface-index;
    label-1-exp;
    no-payload;
}
multiservice {
    incoming-interface-index;
    no-mac-addresses;
    no-payload;
}
services-loadbalancing {
    family {
        inet layer-3-services {
            destination-address;
            incoming-interface-index;
            source-address;
        }
    }
    inet6 {
        destination-address;
        incoming-interface-index;
        source-address;
    }
}
```

- Related Documentation**
- Notational Conventions Used in Junos OS Configuration Hierarchies
 - [\[edit forwarding-options\] Hierarchy Level](#) on page 46

[\[edit forwarding-options family\] Hierarchy Level](#)

```
forwarding-options {
    family inet {
        filter {
            input filter-name;
            output filter-name;
        }
    }
    family inet6 {
        filter {
            input filter-name;
            output filter-name;
            route-accounting;
            source-checking;
        }
    }
    family mpls {
        filter {
            input filter-name;
        }
    }
}
```

```

        output filter-name;
    }
}
family vpls {
    filter {
        input filter-name;
    }
    flood {
        input filter-name;
    }
}
}

```

- Related Documentation**
- Notational Conventions Used in Junos OS Configuration Hierarchies
 - [\[edit forwarding-options\] Hierarchy Level on page 46](#)

[\[edit forwarding-options fast-reroute-priority\] Hierarchy Level](#)

```

forwarding-options {
    fast-reroute-priority (low | medium | high);
}
}

```

- Related Documentation**
- Notational Conventions Used in Junos OS Configuration Hierarchies
 - [\[edit forwarding-options\] Hierarchy Level on page 46](#)

[\[edit forwarding-options hash-key\] Hierarchy Level](#)

```

forwarding-options {
    hash-key {
        family inet {
            layer-3;
            layer-4;
            symmetric-hash {
                complement;
            }
        }
    }
    family mpls {
        label-1;
        label-2;
        label-3;
        no-labels;
        payload {
            ether-pseudowire;
            ip {
                layer-3-only;
                port-data {
                    destination-lsb;
                    destination-msb;
                    source-lsb;
                    source-msb;
                }
            }
        }
    }
}

```

```
    }
  }
}
family multiservice {
  destination-mac;
  payload {
    ip {
      layer-3 {
        (destination-ip-only | source-ip-only);
      }
      layer-4;
    }
  }
  source-mac;
  symmetric-hash {
    complement;
  }
}
}
```

**Related
Documentation**

- Notational Conventions Used in Junos OS Configuration Hierarchies
- [\[edit forwarding-options\] Hierarchy Level on page 46](#)

[\[edit forwarding-options helpers\] Hierarchy Level](#)

```
forwarding-options {
  helpers {
    bootp {
      client-response-ttl number;
      description text-description;
      dhcp-option82 {
        disable;
        circuit-id {
          prefix hostname;
          use-interface-description;
          use-vlan-id;
        }
        remote-id {
          prefix (hostname | mac | none);
          use-interface-description;
          use-string text-string;
        }
        vendor-id {
          text-string;
        }
      }
    }
    interface interface-name-or-wildcard {
      broadcast;
      client-response-ttl number;
      description text-description;
      dhcp-option82 {
        ... same statements as at the [edit forwarding-options helpers bootp] hierarchy
        level ...
      }
    }
  }
}
```

```

    }
    maximum-hop-count number;
    minimum-wait-time seconds;
    no-listen;
    server address {
        logical-system logical-system-name <routing-instance [ <default>
            routing-instance-names ]>;
        routing-instance [ <default> routing-instance-names ];
    }
}
maximum-hop-count number;
minimum-wait-time seconds;
relay-agent-option;
server address {
    logical-system logical-system-name <routing-instance [ <default>
        routing-instance-names ]>;
    routing-instance [ <default> routing-instance-names ];
}
}
}

helpers {
    domain {
        description text-description;
        interface {
            interface-name {
                broadcast;
                description text-description;
                no-listen;
                server <address> <logical-system logical-system-name>
                    <routing-instance (default | routing-instance-name)>;
            }
        }
        server <address> <logical-system logical-system-name>
            <routing-instance (default | routing-instance-name)>;
    }
}

helpers {
    port port-number {
        description text-description;
        interface {
            interface-name {
                broadcast;
                description text-description;
                no-listen;
                server <address> <logical-system logical-system-name>
                    <routing-instance (default | routing-instance-name)>;
            }
        }
        server <address> <logical-system logical-system-name>
            <routing-instance (default | routing-instance-name)>;
    }
}

helpers {

```

```
    rtsdb-client-traceoptions {
        if-rtsdb
            flag (all |init |map |routing-socket);
        }
    }
    helpers {
        tftp {
            description text-description;
            interface {
                interface-name {
                    broadcast;
                    description text-description;
                    no-listen;
                    server <address> <logical-system logical-system-name>
                        <routing-instance (default | routing-instance-name)>;
                }
            }
            server <address> <logical-system logical-system-name>
                <routing-instance (default | routing-instance-name)>;
        }
    }

    helpers {
        traceoptions {
            file <filename> <files number> <match regular-expression> <size maximum-file-size>
                <world-readable | no-world-readable>;
            flag flag;
            level severity;
            no-remote-trace;
        }
    }
}
```

**Related
Documentation**

- Notational Conventions Used in Junos OS Configuration Hierarchies
- [\[edit forwarding-options\] Hierarchy Level on page 46](#)

[\[edit forwarding-options load-balance\] Hierarchy Level](#)

You can configure load balancing under the **[edit forwarding options]** hierarchy.

```
forwarding-options {
    load-balance {
        indexed-next-hop;
        per-flow {
            hash-seed;
        }
        per-prefix {
            hash-seed number;
        }
    }
}
```

- Related Documentation**
- Notational Conventions Used in Junos OS Configuration Hierarchies
 - [\[edit forwarding-options\] Hierarchy Level on page 46](#)

[\[edit forwarding-options next-hop-group\] Hierarchy Level](#)

```
forwarding-options {
  next-hop-group group-name {
    group-type {
      layer-2 {
        interface interface-name {
          next-hop address;
        }
        next-hop-subgroup subgroup-name ;
      }
      interface interface-name {
        next-hop address;
      }
      next-hop-subgroup subgroup-name ;
    }
  }
}
```

- Related Documentation**
- Notational Conventions Used in Junos OS Configuration Hierarchies
 - [\[edit forwarding-options\] Hierarchy Level on page 46](#)

[\[edit forwarding-options port-mirroring\] Hierarchy Level](#)

```
forwarding-options {
  port-mirroring {
    disable;
    disable-all-instances;
    family (ccc | ethernet-switching | inet | inet6 | vpls) {
      output {
        (interface interface-name | next-hop-group group-name);
        no-filter-check;
        routing-instance instance-name;
        vlan (vlan-name | vlan-id) <no-tag>;
      }
    }
    family ccc {
      output {
        interface interface-name
        next-hop-group group-name;
        no-filter-check;
      }
    }
    family ethernet-switching {
      output {
        interface interface-name
        next-hop-group group-name;
        no-filter-check;
      }
    }
  }
}
```

```

family inet {
  output {
    interface interface-name {
      next-hop ipv4-address;
    }
    next-hop-group group-name;
    no-filter-check;
  }
}
family inet6 {
  output {
    interface interface-name {
      next-hop ipv6-address;
    }
    no-filter-check;
  }
}
family vpls {
  output {
    interface interface-name
    next-hop-group group-name;
    no-filter-check;
  }
}
input {
  maximum-packet-length bytes;
  rate rate;
}
instance instance-name {
  disable;
  family family-name {
    ... same statements as at the [edit forwarding-options port-mirroring family (ccc |
    inet | inet6 | vpls)] hierarchy levels ...
  }
  input {
    ... same statements as at the [edit forwarding-options port-mirroring input] hierarchy
    level ...
  }
}
mirror-once;
traceoptions {
  file <filename> <files number> <match regular-expression> <size maximum-file-size>
  <world-readable | no-world-readable>;
  no-remote-trace;
}
}
}

```

Related Documentation

- Notational Conventions Used in Junos OS Configuration Hierarchies
- [edit forwarding-options] Hierarchy Level

[edit forwarding-options rpf-loose-mode-discard] Hierarchy Level

```
rpf-loose-mode-discard {
```



```

family {
  inet;
  inet6;
}

```

- Related Documentation**
- Notational Conventions Used in Junos OS Configuration Hierarchies
 - [\[edit forwarding-options\] Hierarchy Level on page 46](#)

[\[edit forwarding-options sampling\] Hierarchy Level](#)

```

forwarding-options {
  sampling {
    disable;
  }
  family {
    inet {
      disable;
    }
    output {
      aggregate-export-interval seconds;
      extension-service service-name;
      file {
        disable;
        filename filename;
        files number;
        size bytes;
        (stamp | no-stamp);
        (world-readable | no-world-readable);
      }
      flow-active-timeout seconds;
      flow-inactive-timeout seconds;
    }
    flow-server hostname {
      aggregation {
        autonomous-system-type (origin | peer);
        (local-dump | no-local-dump);
        port port-number;
        source-address address;
        version format;
        version9 {
          template template-name;
        }
      }
    }
    interface interface-name {
      engine-id number;
      engine-type number;
      source-address address;
    }
  }
  inet6 {
    disable;
  }
}

```

```

}
output {
    aggregate-export-interval seconds;
    extension-service service-name;
    flow-active-timeout seconds;
    flow-inactive-timeout seconds;
}
flow-server hostname {
    aggregation {
        autonomous-system-type (origin | peer);
        (local-dump | no-local-dump);
        port port-number;
        source-address address;
        version9 {
            template template-name;
        }
    }
}
interface {
    ... same statements as at the [edit forwarding-options sampling family inet]
    hierarchy level ...
}
}
mpls {
    disable;
}
output {
    aggregate-export-interval seconds;
    flow-active-timeout seconds;
    flow-inactive-timeout seconds;
}
flow-server hostname {
    aggregation {
        autonomous-system-type (origin | peer);
        (local-dump | no-local-dump);
        port port-number;
        source-address address;
        version9 {
            template template-name;
        }
    }
}
interface {
    ... same statements as at the [edit forwarding-options sampling family
    inet] hierarchy level ...
}
}
}
input {
    rate number;
    run-length number;
    max-packets-per-second number;
    maximum-packet-length bytes;
}
instance instance-name {
    disable;
}

```

```

    input {
        rate number;
        run-length number;
        max-packets-per-second number;
        maximum-packet-length bytes;
    }
}
sample-once;
traceoptions {
    no-remote-trace;
    file filename <files number> <size bytes> <match expression> <world-readable |
    no-world-readable>;
}
}
}

```

- Related Documentation**
- Notational Conventions Used in Junos OS Configuration Hierarchies
 - [\[edit forwarding-options\] Hierarchy Level on page 46](#)

[\[edit groups\] Hierarchy Level](#)

```

groups {
    group-name {
        ... statements from any subhierarchy at the [edit] hierarchy level ...
    }
}

```

- Related Documentation**
- Notational Conventions Used in Junos OS Configuration Hierarchies

[\[edit interfaces\] Hierarchy Level](#)

The following statement hierarchy can also be included at the **[edit logical-systems *logical-system-name*]** hierarchy level.

```

interfaces {
    interface-name {
        ... the "interface-name" subhierarchy appears after the main [edit interfaces] hierarchy level ...
    }
    interface-set interface-set-name {
        interface interface-name {
            (unit unit-number | vlan-tags-outer vlan-tag);
        }
    }
}
irb (Interfaces) {
    accounting-profile name;
    description text;
    disable;

    (gratuitous-arp-reply | no-gratuitous-arp-reply);
    hold-time up milliseconds down milliseconds;
    mtu bytes;
}

```

```
no-gratuitous-arp-request;

traceoptions {
    flag flag;
}
(traps | no-traps);
unit logical-unit-number {
    accounting-profile name;
    bandwidth rate;
    description text;
    disable;
    encapsulation type;
    family inet {
        accounting {
            destination-class-usage;
            source-class-usage {
                input;
                output;
            }
        }
    }
    address ipv4-address {
        arp ip-address (mac | multicast-mac) mac-address <publish>;
        broadcast address;
        preferred;
        primary;
        vrrp-group group-id {
            (accept-data | no-accept-data);
            advertise-interval seconds;
            advertisements-threshold number;
            authentication-key key;
            authentication-type authentication;
            fast-interval milliseconds;
            (preempt | no-preempt) {
                hold-time seconds;
            }
            priority number;
            track {
                interface interface-name {
                    bandwidth-threshold bits-per-second priority-cost priority;
                    priority-cost priority;
                }
                priority-hold-time seconds;
                route prefix/prefix-length routing-instance instance-name priority-cost priority;
            }
            virtual-address [ addresses ];
            vrrp-inherit-from vrrp-group;
        }
    }
}
filter {
    input filter-name;
    output filter-name;
}
mtu bytes;
no-neighbor-learn;
no-redirects;
```

```

primary;
rpf-check {
    fail-filter filter-name;
    mode {
        loose;
    }
}
targeted-broadcast {
    forward-and-send-to-re;
    forward-only;
}
}
family inet6 {
    accounting {
        destination-class-usage;
        source-class-usage {
            input;
            output;
        }
    }
}
address address {
    eui-64;
    ndp ip-address (mac | multicast-mac) mac-address <publish>;
    preferred;
    primary;
    vrrp-inet6-group group-id {
        accept-data | no-accept-data;
        advertisements-threshold number;
        authentication-key key;
        authentication-type authentication;
        fast-interval milliseconds;
        inet6-advertise-interval milliseconds;
        preempt | no-preempt {
            hold-time seconds;
        }
        priority number;
        track {
            interface interface-name {
                bandwidth-threshold bandwidth priority-cost number;
                priority-cost number;
            }
            priority-hold-time seconds;
            route ip-address/mask routing-instance instance-name priority-cost cost;
        }
        virtual-inet6-address [addresses];
        virtual-link-local-address ipv6-address;
        vrrp-inherit-from {
            active-group group-number;
            active-interface interface-name;
        }
    }
}
}
(dad-disable | no-dad-disable);
filter {
    input filter-name;
    output filter-name;
}

```

```
    }
    mtu bytes;
    nd6-stale-time seconds;
    no-neighbor-learn;
    no-redirects;
    policer {
        input policer-name;
        output policer-name;
    }
    rpf-check {
        fail-filter filter-name;
        mode {
            loose;
        }
    }
}
family iso {
    address interface-address;
    mtu bytes;
}
family mpls {
    filter {
        input filter-name;
        output filter-name;
    }
    mtu bytes;
    policer {
        input policer-name;
        output policer-name;
    }
}
native-inner-vlan-id vlan-id;
proxy-arp (restricted | unrestricted);
(traps | no-traps);
vlan-id-list [vlan-id's];
vlan-id-range [vlan-id-range];
}
}
traceoptions {
    file <filename> <files number> <match regular-expression> <size maximum-file-size>
        <world-readable | no-world-readable>;
    flag flag <disable>;
    no-remote-trace;
}
}

interfaces {
    interface-name {
        disable;
        accounting-profile name;
        aggregated-ether-options {
            ethernet-switch-profile {
                tag-protocol-id [ hexadecimal-identifiers ];
            }
            (flow-control | no-flow-control);
            lacp {
```

```

    (active | passive);
    admin-key key;
    fast-failover;
    link-protection {
        disable;
        (revertive | non-revertive);
    }
    periodic (fast | slow);
    system-id mac-address;
    system-priority priority;
}
(link-protection | no-link-protection);
link-speed (100m | 1g | 8g | 10g | 40g | 50g | 80g | 100g | oc192);
logical-interface-fpc-redundancy;
(loopback | no-loopback);
mc-ae {
    chassis-id chassis-id;
    events {
        iccp-peer-down {
            force-icl-down;
            prefer-status-control-active;
        }
    }
    mc-ae-id mc-ae-id;
    mode (active-active | active-standby);
    redundancy-group group-id;
    status-control (active | standby);
}
minimum-links number;
rebalance-periodic {
    start-time time;
    interval number;
}
source-address-filter {
    mac-address;
}
(source-filtering | no-source-filtering);
}
auto-configure {
    remove-when-no-subscribers;
    stacked-vlan-ranges {
        access-profile profile-name;
        authentication {
            password password-string;
            username-include {
                circuit-type;
                delimiter delimiter-character;
                domain-name domain-name-string;
                interface-name;
                mac-address;
                option-82 ( circuit-id | remote-id);
                radius-realm radius-realm-string;
                user-prefix user-prefix-string;
            }
        }
    }
    dynamic-profile profile-name {

```

```

        accept (any | dhcp-v4 | dhcp-v6 | inet | inet6);
        ranges (any | low-tag-high-tag), (any | low-tag-high-tag);
    }
}
vlan-ranges {
    access-profile profile-name;
    authentication {
        password password-string;
        username-include {
            circuit-type;
            delimiter delimiter-character;
            domain-name domain-name-string;
            interface-name;
            mac-address;
            option-82;
            radius-realm radius-realm-string;
            user-prefix user-prefix-string;
        }
    }
    dynamic-profile profile-name {
        accept (any | dhcp-v4 | dhcp-v6 | inet | inet6);
        ranges (any | low-tag)–(any | high-tag);
    }
}
override tag vlan-tag dynamic-profile profile name;
}
encapsulation (ethernet-bridge | ethernet-vpls | extended-vlan-bridge |
    extended-vlan-vpls | flexible-ethernet-services | vlan-vpls);
ether-options {
    802.3ad {
        aex;
        (backup | primary);
        lacp {
            force-up;
            port-priority
        }
    }
}
asynchronous-notification;
(auto-negotiation | no-auto-negotiation);
ethernet-switch-profile {
    ethernet-policer-profile {
        input-priority-map {
            ieee802.1p premium [ values ];
        }
        output-priority-map {
            classifier {
                premium {
                    forwarding-class class-name {
                        loss-priority (high | low);
                    }
                }
            }
        }
    }
}
policer cos-policer-name {
    aggregate {
        bandwidth-limit bps;
    }
}

```



```

        burst-size-limit bytes;
    }
    premium {
        bandwidth-limit bps;
        burst-size-limit bytes;
    }
}
tag-protocol-id;
}
(mac-learn-enable | no-mac-learn-enable);
}
(flow-control | no-flow-control);
ignore-l3-incompletes;
link-mode (automatic | full-duplex | half-duplex);
(lloopback | no-loopback);
keepalives <interval seconds> <down-count number> <up-count number>;
speed (1g | 10m | 100m | 10m-100m | auto-negotiation);
source-address-filter {
    mac-address;
}
source-filtering | no-source-filtering;
}
flexible-vlan-tagging;
(gratuitous-arp-reply | no-gratuitous-arp-reply);
hold-time (up milliseconds | down milliseconds);
interface-transmit-statistics;
(keepalives <down-count number> <interval seconds> <up-count number> |
no-keepalives);
layer2-policer {
    apply-groups [ group-names ];
    apply-groups-except [ group-names ];
}
link-mode (automatic | full-duplex);
mac mac-address;
mtu bytes;
multi-chassis-protection peer-ip-address {
    interface interface-name;
}
native-vlan-id number;
no-gratuitous-arp-request;
optics-options {
    alarm low-light-alarm {
        (link-down | syslog);
    }
    warning low-light-warning {
        (link-down | syslog);
    }
}
wavelength nm;
}
passive-monitor-mode;
per-unit-scheduler;
speed (10m | 100m | 1g | auto | oc3 | oc12 | oc48);
stacked-vlan-tagging;
traceoptions {
    flag flag;
}

```

```

transmit-bucket {
    overflow discard;
    rate percentage;
    threshold bytes;
}
(traps | no-traps);
unidirectional;
vlan-tagging;
}

interface-name {
    unit logical-unit-number {
        disable;
        accept-source-mac {
            mac-address mac-address {
                policer {
                    input policer-name;
                    output policer-name;
                }
            }
        }
    }
    account-layer2-overhead (Interface Level) {
        value;
        egress bytes;
        ingress bytes;
    }
    accounting-profile name;
    advisory-options {
        downstream-rate rate;
        upstream-rate rate;
    }
    arp-resp (restricted|unrestricted);
    bandwidth rate;
    clear-dont-fragment-bit;
    copy-tos-to-outer-ip-header;
    demux-destination family;
    encapsulation (vlan-bridge | vlan-vpls);
    epd-threshold cells plp1 cells;
    filter filter-name;
    inner-vlan-id-range start start-id end end-id;
    input-vlan-map {
        (pop | pop-pop | pop-swap | push | push-push | swap | swap-push | swap-swap);
        inner-tag-protocol-id tpid;
        inner-vlan-id number;
        tag-protocol-id tpid;
        vlan-id number;
    }
    interface-shared-with psdnumerical-index;
    layer2-policer {
        input-hierarchical-policer policer-name;
        input-policer policer-name;
        input-three-color policer-name;
        output-policer policer-name;
        output-three-color policer-name;
    }
}

```

```

multi-chassis-protection peer-ip-address {
    interface interface-name;
}
native-inner-vlan-id number;
output-vlan-map {
    (pop | pop-pop | pop-swap | push | push-push | swap | swap-push | swap-swap);
    inner-tag-protocol-id tpid;
    inner-vlan-id number;
    tag-protocol-id tpid;
    vlan-id number;
}
peer-interface interface-name;
peer-unit unit-number;
plp-to-clp;
proxy-arp <restricted | unrestricted>;
rpm {
    (client | server);
    twamp-server;
}
swap-by-poppush;
vlan-id number;
vlan-id-list [ vlan-id vlan-id-vlan-id ];
vlan-id-range number-number;
vlan-tags (inner <tpid.>vlan-id | inner-list [ vlan-id vlan-id-vlan-id ] |
    inner-range <tpid.>vlan-id-vlan-id) outer <tpid.>vlan-id;
}

unit logical-unit-number {
    family ethernet-switching {
        filter {
            group filter-group-number;
            (input filter-name | input-list [ filter-names ]);
            (output filter-name | output-list [ filter-names ]);
            (inner-vlan-id-list [ vlan-ids ] | vlan-id number | vlan-id-list [ number
                number-number ]);
            interface-mode (access | trunk);
            policer {
                input policer-name;
                output policer-name;
            }
            vlan-rewrite {
                translate old-vlan-id new-vlan-id;
            }
            vlan {
                members [ all vlan-identifiers ];
            }
        }
    }
    family inet {
        filter {
            group filter-group-number;
            (input filter-name | input-list [ filter-names ]);
            (output filter-name | output-list [ filter-names ]);
        }
        input-hierarchical-policer policer-name;
        mac-validate (loose | strict);
        mtu bytes;
    }
}

```

```
no-neighbor-learn;
no-redirects;
policer {
    arp policer-template-name;
    input policer-name;
    output policer-name;
}
primary;
receive-options-packets;
receive-ttl-exceeded;
rpf-check {
    fail-filter filter-name;
    mode loose;
}
sampling {
    (input | output | input output);
}
simple-filter {
    input filter-name;
}
targeted-broadcast {
    forward-and-send-to-re;
    forward-only;
}
unnumbered-address interface-name <destination address>
    <destination-profile profile-name> <preferred-source-address address>;
}

family inet6 {
    address ipv6-address {
        destination destination-address;
        eui-64;
        ndp ipv6-address <l2-interface interface-name> <(mac mac-address |
            multicast-mac multicast-mac-address) <publish>>;
        preferred;
        primary;
        vrrp-inet6-group group-number {
            (accept-data | no-accept-data);
            fast-interval milliseconds;
            inet6-advertise-interval seconds;
            (no-preempt; | ... the following preempt statement ...)
            preempt {
                hold-time seconds;
            }
            priority number;
            track {
                interface interface-name {
                    bandwidth-threshold bits-per-second priority-cost priority;
                    priority-cost priority;
                }
                priority-hold-time seconds;
                route ip-address-prefix/prefix-length routing-instance instance-name
                    priority-cost priority;
            }
        }
        virtual-inet6-address [ addresses ];
    }
}
```

```

        virtual-link-local-address ipv6-address;
        vrrp-inherit-from {
            active-group group-number;
            active-interface interface-name;
        }
    }
    (dad-disable | no-dad-disable);
    filter {
        group filter-group-number;
        (input filter-name | input-list [ filter-names ]);
        (output filter-name | output-list [ filter-names ]);
    }
    input-hierarchical-policer policer-name;
    mtu bytes;
    nd6-stale-time seconds;
    no-neighbor-learn;
    policer {
        input policer-name;
        output policer-name;
    }
    rpf-check {
        fail-filter filter-name;
        mode loose;
    }
    sampling {
        (input | output | input output);
    }
    unnumbered-address interface-name preferred-source-address address;
}

family iso {
    address iso-address;
    mtu bytes;
}

family mlfrr-end-to-end {
    bundle logical-interface-name;
}

family mpls {
    filter {
        group filter-group-number;
        (input filter-name | input-list [ filter-names ]);
        (output filter-name | output-list [ filter-names ]);
    }
    input-hierarchical-policer policer-name;
    maximum-labels maximum-labels;
    mtu bytes;
    policer {
        input policer-name;
        output policer-name;
    }
}

```

```
    }

    family vpls {
        core-facing;
        filter {
            group filter-group-number;
            (input filter-name | input-list [ filter-names ]);
            (output filter-name | output-list [ filter-names ]);
        }
        policer {
            input policer-name;
            output policer-name;
        }
    }
}
}
```

Related Documentation

- Notational Conventions Used in Junos OS Configuration Hierarchies

[\[edit logical-systems\] Hierarchy Level](#)

As indicated in the following hierarchy, you can include at this hierarchy level several of the hierarchies that can be included at the **[edit]** hierarchy level. However, some statements in a subhierarchy are not valid for logical systems. To learn which statements can be included under **[edit logical-systems *logical-system-name*]** on your device, issue the **set ?** command at the hierarchy level of interest.

```
logical-systems {
    logical-system-name {
        access {
            address-assignment {
                ... same statements as in the address-assignment subhierarchy in [edit access]
                Hierarchy Level ...
            }
        }
        access-profile profile-name;
        bridge-domains {
            ... (MX Series only) same statements as in [edit bridge-domains] Hierarchy Level ...
        }
        bridge-domains {
            ... (MX Series only) same statements as in [edit bridge-domains] Hierarchy Level ...
        }
        firewall {
            ... same statements as in several subhierarchies in [edit firewall] Hierarchy Level ...
        }
        forwarding-options {
            ... same statements as in [edit forwarding-options dhcp-relay] Hierarchy Level ...
        }
        interfaces {
            interface-name {
```

```

    unit logical-unit-number {
        ... some of the statements in the unit subhierarchy in [edit interfaces] Hierarchy
        Level ...
    }
}
}
policy-options {
    ... same statements as in [edit policy-options] Hierarchy Level on page 74 ...
}
protocols {
    ... same statements as in [edit protocols] Hierarchy Level ...
}
routing-instances {
    ... most statements in [edit routing-instances] Hierarchy Level ...
}
routing-options {
    ... most statements in [edit routing-options] Hierarchy Level ...
}
services {
    mobile-ip {
        ... same statements as in [edit services mobile-ip] Hierarchy Level ...
    }
}
switch-options {
    ... (MX Series only) same statements as in [edit switch-options] Hierarchy Level ...
}
system {
    services {
        dhcp-local-server {
            ... same statements as in the services dhcp-local-server subhierarchy in [edit
            system] Hierarchy Level ...
        }
    }
    syslog {
        ... most statements in syslog subhierarchy in [edit system] Hierarchy Level...
    }
}
}
}

```

Related Documentation • Notational Conventions Used in Junos OS Configuration Hierarchies

[\[edit multi-chassis\] Hierarchy Level](#)

```

multi-chassis {
    multi-chassis-protection ipv4-address {
        interface interface-name;
    }
}

```

Related Documentation • Notational Conventions Used in Junos OS Configuration Hierarchies

[edit policy-options] Hierarchy Level

Several statements in the **[edit policy-options]** hierarchy are valid at numerous locations within the hierarchy. To make the complete hierarchy easier to read, the repeated statements are listed in the following sections, which are referenced at the appropriate locations in “[Complete \[edit policy-options\] Hierarchy](#)” on page 77.

- [Common Policy Terms](#) on page 74
- [Common Policy Match Conditions](#) on page 75
- [Common Ingress Policy Match Conditions](#) on page 76
- [Complete \[edit policy-options\] Hierarchy](#) on page 77

Common Policy Terms

This section lists statements that are valid at the following hierarchy levels, and is referenced at those levels in “[Common Ingress Policy Match Conditions](#)” on page 76 and “[Complete \[edit policy-options\] Hierarchy](#)” on page 77 instead of the statements being repeated.

- [edit policy-options policy-statement *policy-name* from prefix-list-filter *prefix-list-name* (exact | longer | orlonger)]
- [edit policy-options policy-statement *policy-name* from route-filter *ip-prefix*</*prefix-length*> (exact | longer | orlonger | through *ip-prefix*</*prefix-length*> | upto /*prefix-length*)]
- [edit policy-options policy-statement *policy-name* from source-address-filter *ip-prefix*</*prefix-length*> (exact | longer | orlonger | through *ip-prefix*</*prefix-length*> | upto /*prefix-length*)]
- [edit policy-options policy-statement *policy-name* term *term-name* from prefix-list-filter *prefix-list-name* (exact | longer | orlonger)]
- [edit policy-options policy-statement *policy-name* term *term-name* from route-filter *ip-prefix*</*prefix-length*> (exact | longer | orlonger | through *ip-prefix*</*prefix-length*> | upto /*prefix-length*)]
- [edit policy-options policy-statement *policy-name* term *term-name* from source-address-filter *ip-prefix*</*prefix-length*> (exact | longer | orlonger | through *ip-prefix*</*prefix-length*> | upto /*prefix-length*)]
- [edit policy-options policy-statement *policy-name* then]
- [edit policy-options policy-statement *policy-name* term *term-name* then]

The common policy terms are as follows:

```
(accept | reject);
aigp-originate distance;
as-path-expand (as-number | last-as) <count number>;
as-path-prepend as-number;
class class-name;
color (preference | add number | subtract number);
```



```

color2 (preference | add number | subtract number);
community (add | delete | set | + | - | =) community-name;
cos-next-hop-map map-name;
damping list-name;
default-action (accept | reject);
destination-class class-name;
external {
    type (1 | 2);
}
forwarding-class class-name;
install-nexthop <strict> (lsp [ lsp-names ] | lsp-regex [ regular-expressions ] |
    static-lsp [ lsp-names ] | static-lsp-regex [ regular-expressions ])
    <except (lsp [ lsp-names ] | lsp-regex [ regular-expressions ] | static-lsp [ lsp-names ] |
        static-lsp-regex [ regular-expressions ])>;
load-balance per-packet;
local-preference (preference | add number | subtract number);
metric (metric-value | add number | igp <metric-offset> | minimum-igp <metric-offset> |
    subtract number | ... the following complex expression ...);
expression {
    metric (multiplier number | offset number | multiplier number offset number);
    metric2 (multiplier number | offset number | multiplier number offset number);
}
metric2 (metric-value | add number | subtract number);
metric3 (metric-value | add number | subtract number);
metric4 (metric-value | add number | subtract number);
next (policy | term);
next-hop (ip-address | discard | next-table routing-table-name | peer-address | reject |
    self);
origin (egp | igp | incomplete);
preference (preference | add number | subtract number);
preference2 (preference | add number | subtract number);
priority (high | low | medium);
source-class class-name;
tag (tag-number | add number | subtract number);
tag2 (tag-number | add number | subtract number);
trace;

```

Common Policy Match Conditions

This section lists statements that are valid at the following hierarchy levels, and is referenced at those levels in [“Complete \[edit policy-options\] Hierarchy” on page 77](#) instead of the statements being repeated.

- [edit policy-options policy-statement *policy-name* from]
- [edit policy-options policy-statement *policy-name* term *term-name* from]
- [edit policy-options policy-statement *policy-name* term *term-name* to]
- [edit policy-options policy-statement *policy-name* to]

The common policy match conditions are as follows:

```

area area-id;
as-path [ regular-expression-names ];
as-path-group [ as-path-group-names ];

```

```
color preference;
color2 preference;
community [ community-names ];
external {
    type (1 | 2);
}
family family-name;
instance instance-name;
interface [ interface-names ];
level isis-level;
local-preference value;
metric metric-value;
metric2 metric-value;
metric3 metric-value;
metric4 metric-value;
neighbor [ ip-addresses ];
next-hop [ ip-addresses ];
nlri-route-type route-type-number;
origin (egp | igp | incomplete);
policy [ policy-names ];
preference preference;
preference2 preference;
protocol [ protocol-names ];
rib routing-table-name;
tag [ tag-numbers ];
tag2 tag-number;
```

Common Ingress Policy Match Conditions

This section lists statements that are valid at the following hierarchy levels, and is referenced at those levels in [“Complete \[edit policy-options\] Hierarchy” on page 77](#) instead of the statements being repeated at each level.

- [\[edit policy-options policy-statement *policy-name* from\]](#)
- [\[edit policy-options policy-statement *policy-name* term *term-name* from\]](#)

The common ingress policy match conditions are as follows:

```
aggregate-contributor;
condition [ conditions ];
multicast-scope (scope-value | global | link-local | node-local | organization-local |
    site-local) <orhigher | orlower>;
next-hop-type merged;
prefix-list prefix-list-name;
prefix-list-filter prefix-list-name (exact | longer | orlonger) {
    ... statements in Common Policy Terms on page 74 ...;
}
route-filter ip-prefix</prefix-length> (exact | longer | orlonger |
    through ip-prefix</prefix-length> | upto /prefix-length) {
    ... statements in Common Policy Terms on page 74 ...;
}
route-type (external | internal);
rtf-prefix-list name route-targets
source-address-filter ip-prefix</prefix-length> (exact | longer | orlonger |
    through ip-prefix</prefix-length> | upto /prefix-length) {
```

```

    ... statements in Common Policy Terms on page 74 ...;
}
state (active | inactive);

```

Complete [edit policy-options] Hierarchy

The statement hierarchy in this section can also be included at the [edit logical-systems *logical-system-name*] hierarchy level.

```

policy-options {
  as-path name regular-expression;
  as-path-group group-name {
    as-path name regular-expression;
  }
  community name {
    invert-match;
    members [ community-ids ];
  }
  condition condition-name {
    if-route-exists address table table-name;
    route-active-on (node0 | node1);
  }
  damping name {
    disable;
    half-life minutes;
    max-suppress minutes;
    reuse number;
    suppress number;
  }
  policy-statement policy-name {
    from {
      ... statements in Common Policy Match Conditions on page 75 AND
      statements in Common Ingress Policy Match Conditions on page 76 ...
    }
    term term-name {
      from {
        ... statements in Common Policy Match Conditions on page 75 AND
        statements in Common Ingress Policy Match Conditions on page 76 ...
      }
      to {
        ... statements in Common Policy Match Conditions on page 75 ...
      }
      then {
        ... statements in Common Policy Terms on page 74 ...
      }
    }
    to {
      ... statements in Common Policy Match Conditions on page 75 ...
    }
    then {
      ... statements in Common Policy Terms on page 74 ...
    }
  }
  prefix-list list-name {
    ip-prefix </prefix-length>;
    apply-path path;
  }
}

```

```
}  
}
```

**Related
Documentation**

- [Notational Conventions Used in Junos OS Configuration Hierarchies](#)

[\[edit protocols\] Hierarchy Level](#)

Each of the following topics lists the statements at a subhierarchy of the **[edit protocols]** hierarchy.

- [\[edit protocols bfd\] Hierarchy Level](#)
- [\[edit protocols bgp\] Hierarchy Level on page 81](#)
- [\[edit protocols dot1x\] Hierarchy Level](#)
- [\[edit protocols dvmrp\] Hierarchy Level](#)
- [\[edit protocols igmp\] Hierarchy Level](#)
- [igmp-snooping](#)
- [\[edit protocols isis\] Hierarchy Level on page 91](#)
- [\[edit protocols l2-learning\] Hierarchy Level on page 93](#)
- [\[edit protocols lacp\] Configuration Statement Hierarchy on EX Series Switches](#)
- [\[edit protocols layer2-control\] Hierarchy Level on page 94](#)
- [\[edit protocols ldap\] Hierarchy Level on page 95](#)
- [\[edit protocols lldp\] Hierarchy Level](#)
- [\[edit protocols mld\] Hierarchy Level](#)
- [\[edit protocols mpls\] Hierarchy Level on page 98](#)
- [\[edit protocols msdp\] Hierarchy Level](#)
- [\[edit protocols mstp\] Hierarchy Level on page 99](#)
- [\[edit protocols mvrp\] Hierarchy Level](#)
- [\[edit protocols neighbor-discovery\] Hierarchy Level](#)
- [\[edit protocols oam\] Hierarchy Level](#)
- [\[edit protocols ospf\] Hierarchy Level on page 104](#)
- [\[edit protocols ospf3\] Hierarchy Level on page 108](#)
- [\[edit protocols pim\] Hierarchy Level on page 111](#)
- [\[edit protocols protection-group\] Hierarchy Level](#)
- [\[edit protocols rip\] Hierarchy Level on page 115](#)
- [\[edit protocols ripng\] Hierarchy Level on page 117](#)
- [\[edit protocols router-advertisement\] Hierarchy Level on page 118](#)

- [\[edit protocols router-discovery\] Hierarchy Level on page 119](#)
- [\[edit protocols rstp\] Hierarchy Level on page 119](#)
- [\[edit protocols sap\] Hierarchy Level on page 120](#)
- [\[edit protocols vrrp\] Hierarchy Level on page 120](#)
- [\[edit protocols vstp\] Hierarchy Level on page 121](#)

**Related
Documentation**

- [Notational Conventions Used in Junos OS Configuration Hierarchies](#)

bfd

Syntax	<pre> bfd { traceoptions { file <i>filename</i> <files <i>number</i>> <match <i>regular-expression</i>> <size <i>size</i>> <world-readable no-world-readable>; flag <i>flag</i> <flag-modifier> <disable>; } } </pre>
Hierarchy Level	<p>[edit logical-systems <i>logical-system-name</i> protocols],</p> <p>[edit logical-systems <i>logical-system-name</i> routing-instances <i>routing-instance-name</i> protocols],</p> <p>[edit protocols],</p> <p>[edit routing-instances <i>routing-instance-name</i> protocols]</p>
Release Information	Statement introduced before Junos OS Release 7.4.
Description	Configure trace options for Bidirectional Forwarding Protocol (BFD) traffic.
Default	If you do not include this statement, no BFD tracing operations are performed.
Options	<p>disable—(Optional) Disable the BFD tracing operation. You can use this option to disable a single operation when you have defined a broad group of tracing operations, such as all.</p> <p>file <i>filename</i>—Name of the file to receive the output of the tracing operation. Enclose the name in quotation marks. All files are placed in the /var/log directory. We recommend that you place global routing protocol tracing output in the routing-log file.</p> <p>files <i>number</i>—(Optional) Maximum number of trace files. When a trace file named trace-file reaches its maximum size, it is renamed trace-file.0, then trace-file.1, and so on, until the maximum number of trace files is reached. Then the oldest trace file is overwritten.</p> <p>If you specify a maximum number of files, you also must specify a maximum file size with the size option.</p> <p>Range: 2 through 1000 files</p> <p>Default: 2 files</p> <p>flag <i>flag</i>—Tracing operation to perform. To specify more than one tracing operation, include multiple flag statements. These are the BFD protocol tracing options:</p> <ul style="list-style-type: none"> • adjacency—Trace adjacency messages. • all—Trace all options for BFD. • error—Trace all errors. • event—Trace all events. • issu—Trace in-service software upgrade (ISSU) packet activity.

- **nsr-packet**—Trace non-stop-routing (NSR) packet activity.
- **nsr-synchronization**—Trace NSR synchronization events.
- **packet**—Trace all packets.
- **pipe**—Trace pipe messages.
- **pipe-detail**—Trace pipe messages in detail.
- **ppm-packet**—Trace packet activity by periodic packet management (PPM).
- **state**—Trace state transitions.
- **timer**—Trace timer processing.

match *regular-expression*—(Optional) Regular expression for lines to be logged.

no-world-readable—(Optional) Prevent any user from reading the log file.

size *size*—(Optional) Maximum size of each trace file, in kilobytes (KB), megabytes (MB), or gigabytes (GB). When a trace file named ***trace-file*** reaches this size, it is renamed ***trace-file.0***. When the trace file again reaches its maximum size, ***trace-file.0*** is renamed ***trace-file.1*** and ***trace-file*** is renamed ***trace-file.0***. This renaming scheme continues until the maximum number of trace files is reached. Then, the oldest trace file is overwritten.

If you specify a maximum file size, you also must specify a maximum number of trace files with the **files** option.

Syntax: *xk* to specify KB, *xm* to specify MB, or *xg* to specify GB

Range: 10 KB through the maximum file size supported on your system

Default: 128 KB

world-readable—(Optional) Allow any user to read the log file.

Required Privilege Level	routing and trace—To view this statement in the configuration. routing-control and trace-control—To add this statement to the configuration.
Related Documentation	<ul style="list-style-type: none"> • Example: Configuring BFD for Static Routes

[\[edit protocols bgp\] Hierarchy Level](#)

Several statements in the **[edit protocols mpls]** hierarchy are valid at numerous locations within it. To make the complete hierarchy easier to read, the repeated statements are listed in “[Common BGP Family Options](#)” on page 82 and that section is referenced at the appropriate locations in “[Complete \[edit protocols bgp\] Hierarchy](#)” on page 82.

- [Common BGP Family Options on page 82](#)
- [Complete \[edit protocols bgp\] Hierarchy on page 82](#)

Common BGP Family Options

This section lists statements that are valid at the following hierarchy levels, and is referenced at those levels in “[Complete \[edit protocols bgp\] Hierarchy](#)” on page 82 instead of the statements being repeated.

- [edit protocols bgp family inet (any | flow | labeled-unicast | multicast | unicast)]
- [edit protocols bgp family inet6 (any | labeled-unicast | multicast | unicast)]
- [edit protocols bgp family (inet-mdt | inet-mvpn | inet6-mvpn | l2vpn) signaling]
- [edit protocols bgp family inet-vpn (any | flow | multicast | unicast)]
- [edit protocols bgp family inet6-vpn (any | multicast | unicast)]
- [edit protocols bgp family iso-vpn unicast]

The common BGP family options are as follows:

```
accepted-prefix-limit {
    maximum number;
    teardown <percentage> <idle-timeout (forever | minutes)>;
}
damping;
loops number;
prefix-limit {
    maximum number;
    teardown <percentage> <idle-timeout (forever | minutes)>;
}
rib-group group-name;
topology name {
    community {
        target identifier;
    }
}
```

Complete [edit protocols bgp] Hierarchy

The statement hierarchy listed in this section can also be included at the [edit logical-systems *logical-system-name*] hierarchy level.

```
protocols {
    bgp {
        disable;
        accept-remote-nexthop;
        advertise-external <conditional>;
        advertise-from-main-vpn-tables;
        advertise-inactive;
        (advertise-peer-as | no-advertise-peer-as);
        authentication-algorithm (aes-128-cmac-96 | hmac-sha-1-96 | md5);
        authentication-key key;
        authentication-key-chain key-chain;
        bfd-liveness-detection {
            authentication {
```



```

    algorithm (keyed-md5 | keyed-sha-1 | meticulous-keyed-md5 |
        meticulous-keyed-sha-1 | simple-password);
    key-chain key-chain-name;
    loose-check;
}
detection-time {
    threshold milliseconds;
}
holddown-interval milliseconds;
minimum-interval milliseconds;
minimum-receive-interval milliseconds;
multiplier number;
no-adaptation;
session-mode (automatic | multihop | single-hop);
transmit-interval {
    minimum-interval milliseconds;
    threshold milliseconds;
}
version (1 | automatic);
}
cluster cluster-identifier;
damping;
description text-description;
export [ policy-names ];
family family-name {
    ... the family subhierarchies appear after the main [edit protocols bgp] hierarchy ...
}
graceful-restart {
    disable;
    restart-time seconds;
    stale-routes-time seconds;
}
group group-name {
    ... the group subhierarchy appears after the main [edit protocols bgp] hierarchy ...
}
hold-time seconds;
idle-after-switch-over (seconds | forever);
import [ policy-names ];
include-mp-next-hop;
ipsec-sa ipsec-sa;
keep (all | none);
local-address address;
local-as autonomous-system <loops number> <alias> <private>;
local-interface interface-name;
local-preference local-preference;
log-updown;
metric-out (metric | igp (delay-med-update | offset) | minimum-igp offset);
mtu-discovery;
multihop {
    no-nexthop-change;
    ttl tvl-value;
}
no-aggregator-id;
no-client-reflect;
out-delay seconds;
outbound-route-filter {

```

```

    bgp-orf-cisco-mode;
    prefix-based {
        accept {
            inet;
            inet6;
        }
    }
}
passive;
path-selection {
    always-compare-med;
    as-path-ignore;
    cisco-non-deterministic;
    external-router-id;
    med-plus-igp {
        igp-multiplier number;
        med-multiplier number;
    }
}
peer-as autonomous-system;
preference preference;
remove-private;
tcp-mss segment-size;
traceoptions {
    file filename <files number> <size maximum-file-size> <world-readable |
        no-world-readable>;
    flag flag <flag-modifier> <disable>;
}
vpn-apply-export;
}

bgp {
    family inet {
        (any | multicast) {
            ... statements in Common BGP Family Options on page 82 ...
        }
        flow {
            ... statements in Common BGP Family Options on page 82 PLUS ...
            no-validate [ validation-procedure-names ];
        }
        labeled-unicast {
            ... statements in Common BGP Family Options on page 82 PLUS ...
            add-path {
                receive;
                send {
                    path-count number;
                    prefix-policy [ policy-names ];
                }
            }
            aggregate-label {
                community community-name;
            }
            aigp [disable];
            explicit-null connected-only;
            per-group-label;
            per-prefix-label;
        }
    }
}

```

```

    resolve-vpn;
    rib (inet.3 | inet6.3);
    traffic-statistics {
        file filename <files number> <size maximum-file-size> <world-readable |
        no-world-readable>;
        interval seconds;
    }
}
unicast {
    ... statements in Common BGP Family Options on page 82 PLUS ...
    add-path {
        receive;
        send {
            path-count number;
            prefix-policy [ policy-names ];
        }
    }
    topology name {
        community target identifier;
    }
}
}

bgp {
    family inet6 {
        (any | multicast) {
            ... statements in Common BGP Family Options on page 82 ...
        }
        labeled-unicast {
            ... statements in Common BGP Family Options on page 82 PLUS ...
            add-path {
                receive;
                send {
                    path-count number;
                    prefix-policy [ policy-names ];
                }
            }
            aggregate-label {
                community community-name;
            }
            aigp [disable];
            explicit-null;
            per-group-label;
            traffic-statistics {
                file filename <files number> <size maximum-file-size> <world-readable |
                no-world-readable>;
                interval seconds;
            }
        }
    }
    unicast {
        ... statements in Common BGP Family Options on page 82 PLUS ...
        topology name {
            community target identifier;
        }
    }
}

```

```

    }
  }

  bgp {
    family (inet-mdt | inet-mvpn | inet6-mvpn | l2vpn) {
      signaling {
        ... statements in Common BGP Family Options on page 82 ...
      }
    }
  }

  bgp {
    family inet-vpn {
      (any | multicast | unicast) {
        ... statements in Common BGP Family Options on page 82 PLUS ...
        aggregate-label <community community-name>;
      }
      flow {
        ... statements in Common BGP Family Options on page 82 ...
      }
    }
  }

  bgp {
    family inet6-vpn {
      (any | multicast | unicast) {
        ... statements in Common BGP Family Options on page 82 PLUS ...
        aggregate-label <community community-name>;
      }
    }
  }

  bgp {
    family iso-vpn {
      unicast {
        ... statements in Common BGP Family Options on page 82 PLUS ...
        aggregate-label <community community-name>;
      }
    }
  }

  bgp {
    family route-target {
      accepted-prefix-limit {
        maximum number;
        teardown <percentage> <idle-timeout (forever | minutes)>;
      }
      advertise-default;
      external-paths number;
      prefix-limit {
        maximum number;
        teardown <percentage> <idle-timeout (forever | minutes)>;
      }
      proxy-generate <route-target-policy route-target-policy-name>;
    }
  }

```

```

bgp {
  group group-name {
    ... same statements as at the [edit protocols bgp] hierarchy level PLUS ...
    allow [ all ip-prefix</prefix-length> ];
    as-override;
    multipath <multiple-as>;
    neighbor address {
      ... the neighbor subhierarchy appears after the main [edit protocols bgp group
        group-name] hierarchy ...
    }
    type (external | internal);
    ... BUT NOT ...
    disable; # NOT valid at this level
    group group-name { ... } # NOT valid at this level
    path-selection { ... } # NOT valid at this level
  }

  group group-name {
    neighbor address {
      ... same statements as at the [edit protocols bgp] hierarchy level PLUS ...
      as-override;
      multipath <multiple-as>;
      ... BUT NOT ...
      disable; # NOT valid at this level
      group group-name { ... } # NOT valid at this level
      neighbor address { ... } # NOT valid at this level
      path-selection { ... } # NOT valid at this level
    }
  }
}

```

**Related
Documentation**

- Notational Conventions Used in Junos OS Configuration Hierarchies
- [edit protocols] Hierarchy Level

dvmrp

Syntax	<pre>dvmrp { disable; export [<i>policy-names</i>]; import [<i>policy-names</i>]; interface <i>interface-name</i> { disable; hold-time <i>seconds</i>; metric <i>metric</i>; mode (forwarding unicast-routing); } rib-group <i>group-name</i>; traceoptions { file <i>filename</i> <files <i>number</i>> <size <i>size</i>> <world-readable no-world-readable>; flag <i>flag</i> <flag-modifier> <disable>; } }</pre>
Hierarchy Level	[edit logical-systems <i>logical-system-name</i> protocols], [edit protocols]
Release Information	Statement introduced before Junos OS Release 7.4. Statement introduced in Junos OS Release 12.3R2 for EX Series switches.
Description	Enable DVMRP on the router or switch.
Default	DVMRP is disabled on the router or switch.
Options	The statements are explained separately.
Required Privilege Level	routing—To view this statement in the configuration. routing-control—To add this statement to the configuration.
Related Documentation	<ul style="list-style-type: none">Example: Configuring DVMRP

igmp

```

Syntax  igmp {
            accounting;
            interface interface-name {
                disable;
                (accounting | no-accounting);
                group-limit limit;
                group-policy [ policy-names ];
                group-threshold
                immediate-leave;
                log-interval
                oif-map map-name;
                passive;
                promiscuous-mode;
                ssm-map ssm-map-name;
                ssm-map-policy ssm-map-policy-name;
                static {
                    group multicast-group-address {
                        exclude;
                        group-count number;
                        group-increment increment;
                        source ip-address {
                            source-count number;
                            source-increment increment;
                        }
                    }
                }
                version version;
            }
            query-interval seconds;
            query-last-member-interval seconds;
            query-response-interval seconds;
            robust-count number;
            traceoptions {
                file filename <files number> <size size> <world-readable | no-world-readable>;
                flag flag <flag-modifier> <disable>;
            }
        }

```

Hierarchy Level [edit logical-systems *logical-system-name* protocols],
[edit protocols]

Release Information Statement introduced before Junos OS Release 7.4.
Statement introduced in Junos OS Release 12.1 for the QFX Series.
Statement introduced in Junos OS Release 12.3R2 for EX Series switches.

Description Enable IGMP on the router or switch. IGMP must be enabled for the router or switch to receive multicast packets.

The remaining statements are explained separately.

Default	IGMP is disabled on the router or switch. IGMP is automatically enabled on all broadcast interfaces when you configure Protocol Independent Multicast (PIM) or Distance Vector Multicast Routing Protocol (DVMRP).
Required Privilege Level	routing—To view this statement in the configuration. routing-control—To add this statement to the configuration.
Related Documentation	<ul style="list-style-type: none">• Enabling IGMP

igmp-snooping

Syntax	<pre>igmp-snooping { vlan <i>vlan-id</i> { immediate-leave; interface <i>interface-name</i> { group-limit <i>limit</i>; host-only-interface; immediate-leave; multicast-router-interface; static { group <i>ip-address</i> { source <i>ip-address</i>; } } } } proxy { source-address <i>ip-address</i>; } query-interval <i>seconds</i>; query-last-member-interval <i>seconds</i>; query-response-interval <i>seconds</i>; robust-count <i>number</i>; }</pre>
Hierarchy Level	[edit protocols]
Release Information	Statement introduced in Junos OS Release 8.5.
Description	Enable IGMP snooping on the router or switch.
Default	IGMP snooping is disabled on the router or switch.
Options	The statements are explained separately.
Required Privilege Level	routing—To view this statement in the configuration. routing-control—To add this statement to the configuration.
Related Documentation	<ul style="list-style-type: none">• Understanding IGMP Snooping• IGMP Snooping in MC-LAG Active-Active on MX Series Routers Overview

[edit protocols isis] Hierarchy Level

The following statement hierarchy can also be included at the **[edit protocols isis]** hierarchy level.

```

protocols {
  isis {
    disable;
    clns-routing;
    context-identifier ip-address </prefix> {
      level (1 | 2) <disable>;
    }
    export [ policy-names ];
    graceful-restart {
      disable;
      helper-disable;
      restart-duration seconds;
    }
    ignore-attached-bit;
    interface interface-name {
      ... the interface subhierarchy appears after the main [edit protocols isis] hierarchy ...
    }
    label-switched-path name level level metric metric;
    level (1 | 2) {
      disable;
      authentication-key key;
      authentication-type authentication;
      external-preference preference;
      no-csnp-authentication;
      no-hello-authentication;
      no-psnp-authentication;
      preference preference;
      prefix-export-limit number;
      wide-metrics-only;
    }
    loose-authentication-check;
    lsp-lifetime seconds;
    max-areas number;
    no-adjacency-holddown;
    no-authentication-check;
    no-ipv4-routing;
    no-ipv6-routing;
    overload {
      advertise-high-metrics;
      timeout seconds;
    }
    reference-bandwidth reference-bandwidth;
    rib-group {
      inet group-name;
      inet6 group-name;
    }
    spf-options {
      delay milliseconds;
      holddown milliseconds;
    }
  }
}

```

```
        rapid-runs number;
    }
    topologies {
        ipv4-multicast;
        ipv6-multicast;
        ipv6-unicast;
    }
    traceoptions {
        file filename <files number> <size maximum-file-size> <world-readable |
            no-world-readable>;
        flag flag <flag-modifier> <disable>;
    }
    traffic-engineering {
        disable;
        family inet {
            shortcuts {
                multicast-rpf-routes;
            }
        }
        family inet6 {
            shortcuts;
        }
    }
    ignore-lsp-metrics;
}

isis {
    interface interface-name {
        disable;
        bfd-liveness-detection {
            authentication {
                algorithm (keyed-md5 | keyed-sha-1 | meticulous-keyed-md5 |
                    meticulous-keyed-sha-1 | simple-password);
                key-chain key-chain-name;
                loose-check;
            }
            detection-time {
                threshold milliseconds;
            }
            minimum-interval milliseconds;
            minimum-receive-interval milliseconds;
            multiplier number;
            no-adaptation;
            transmit-interval {
                minimum-interval milliseconds;
                threshold milliseconds;
            }
            version (1 | automatic);
        }
        checksum;
        csnp-interval (seconds | disable);
        hello-padding (adaptive | loose | strict);
        ldp-synchronization {
            disable;
            hold-time seconds;
        }
    }
}
```

```

level (1 | 2) {
    disable;
    hello-authentication-key key;
    hello-authentication-type authentication;
    hello-interval seconds;
    hold-time seconds;
    ipv4-multicast-metric number;
    ipv6-multicast-metric number;
    ipv6-unicast-metric number;
    metric metric;
    passive;
    priority number;
    te-metric metric;
}
link-protection;
lsp-interval milliseconds;
mesh-group (value | blocked);
no-adjacency-down-notification;
no-eligible-backup;
no-ipv4-multicast;
no-ipv6-multicast;
no-ipv6-unicast;
no-unicast-topology;
node-link-protection;
passive;
point-to-point;
}
}

```

- Related Documentation**
- Notational Conventions Used in Junos OS Configuration Hierarchies
 - [edit protocols] Hierarchy Level

[edit protocols l2-learning] Hierarchy Level

```

protocols {
    l2-learning {
        global-mac-limit {
            limit;
            packet-action drop;
        }
        global-mac-statistics;
        global-mac-table-aging-time seconds;
        global-no-mac-learning;
    }
}

```

- Related Documentation**
- Notational Conventions Used in Junos OS Configuration Hierarchies
 - [edit protocols] Hierarchy Level

[edit protocols lacp] Hierarchy Level

The following statement hierarchy can also be included at the **[edit logical-systems *logical-system-name*]** hierarchy level.

```
protocols {
  lacp {
    traceoptions {
      file <filename> <files number> <match regular-expression> <size maximum-file-size>
      <world-readable | no-world-readable>;
      flag flag;
      no-remote-trace;
    }
    ppm (centralized | distributed)
  }
}
```

- Related Documentation**
- Notational Conventions Used in Junos OS Configuration Hierarchies
 - [edit protocols] Hierarchy Level

[edit protocols layer2-control] Hierarchy Level

The following statement hierarchy can also be included at the **[edit logical-systems *logical-system-name*]** hierarchy level.

```
protocols {
  layer2-control {
    bpdu-block {
      disable-timeout seconds;
      interface [ interface-names ];
    }
    mac-rewrite {
      interface interface-name {
        protocol {
          cdp;
          stp;
          vtp;
        }
      }
    }
    nonstop-bridging;
    traceoptions {
      file filename <files number> <size maximum-file-size> <world-readable |
      no-world-readable>;
      flag flag <disable>;
    }
  }
}
```

- Related Documentation**
- Notational Conventions Used in Junos OS Configuration Hierarchies
 - [edit protocols] Hierarchy Level

[edit protocols ldp] Hierarchy Level

The following statement hierarchy can also be included at the [edit logical-systems *logical-system-name*] hierarchy level.

```

protocols {
  ldp {
    (deaggregate | no-deaggregate);
    dod-request-policy [ policy-names ];
    egress-policy [ policy-names ];
    explicit-null;
    export [ policy-names ];
    graceful-restart {
      disable;
      helper-disable;
      maximum-neighbor-reconnect-time seconds;
      maximum-neighbor-recovery-time seconds;
      reconnect-time seconds;
      recovery-time seconds;
    }
    igp-synchronization holddown-interval seconds;
    import [ policy-names ];
    interface interface-name {
      (allow-subnet-mismatch | no-allow-subnet-mismatch);
      disable;
      hello-interval seconds;
      hold-time seconds;
      transport-address (interface | router-id);
    }
    keepalive-interval seconds;
    keepalive-timeout seconds;
    l2-smart-policy;
    log-updown {
      trap disable;
    }
    next-hop {
      merged {
        policy [ policy-names ];
      }
    }
    no-forwarding;
    oam {
      ... the oam subhierarchy appears after the main [edit protocols ldp] hierarchy ...
    }
    policing {
      fec class-address {
        ingress-traffic filter-name;
        transit-traffic filter-name;
      }
    }
    preference preference;
    session destination-address {
      authentication-algorithm algorithm;
      authentication-key key;

```

```

        authentication-key-chain key-chain;
        downstream-on-demand;
    }
    session-protection <timeout seconds>;
    strict-targeted-hellos;
    targeted-hello {
        hello-interval seconds;
        hold-time seconds;
    }
    traceoptions {
        file filename <files number> <size maximum-file-size> <world-readable |
            no-world-readable>;
        flag flag <flag-modifier> <disable>;
    }
    track-igp-metric;
    traffic-statistics {
        file filename <files number> <size maximum-file-size> <world-readable |
            no-world-readable>;
        interval seconds;
        no-penultimate-hop;
    }
    transport-address (address | interface | router-id);
}

ldp {
    oam {
        bfd-liveness-detection {
            detection-time {
                threshold milliseconds;
            }
        }
        ecmp;
        failure-action (remove-nexthop | remove-route);
        holddown-interval milliseconds;
        minimum-interval milliseconds;
        minimum-receive-interval milliseconds;
        multiplier number;
        no-adaptation;
        transmit-interval {
            minimum-interval milliseconds;
            threshold milliseconds;
        }
        version (1 | automatic);
    }
    fec class-address {
        bfd-liveness-detection {
            ... same statements as at the [edit protocols ldp oam bfd-liveness-detection]
                hierarchy level ...
        }
        no-bfd-liveness-detection;
        periodic-traceroute {
            ... same statements as at the [edit protocols ldp oam periodic-traceroute]
                hierarchy level PLUS ...
            disable;
        }
    }
}
ingress-policy [ policy-names ];

```

```
        periodic-traceroute {  
            exp cos-value;  
            fanout next-hops;  
            frequency minutes;  
            paths number;  
            retries number;  
            source address;  
            ttl number;  
            wait seconds;  
        }  
    }  
}
```

- Related Documentation**
- Notational Conventions Used in Junos OS Configuration Hierarchies
 - [edit protocols] Hierarchy Level

lldp

Syntax	<pre>lldp { advertisement-interval <i>seconds</i>; disable; hold-multiplier <i>number</i>; interface (all <i>interface-name</i>) { disable; } lldp-configuration-notification-interval <i>seconds</i>; port-id-subtype { interface-name; locally-assigned; } ptopo-configuration-maximum-hold-time <i>seconds</i>; ptopo-configuration-trap-interval <i>seconds</i>; traceoptions { file <i>filename</i> <files <i>number</i>> <size <i>maximum-file-size</i>> <world-readable no-world-readable>; flag <i>flag</i> <disable>; } }</pre>
Hierarchy Level	[edit protocols], [edit routing-instances <i>routing-instance-name</i> protocols]
Release Information	Statement introduced in Junos OS Release 9.6.
Description	(MX Series and T Series routers and EX Series switches only) Specify LLDP configuration parameters.
Options	The statements are explained separately.
Required Privilege Level	routing—To view this statement in the configuration. routing-control—To add this statement to the configuration.
Related Documentation	<ul style="list-style-type: none"> Configuring LLDP

[edit protocols mpls] Hierarchy Level

- Complete [edit protocols mpls] Hierarchy on page 98

Complete [edit protocols mpls] Hierarchy

The statement hierarchy listed in this section can also be included at the [edit logical-systems *logical-system-name*] hierarchy level.

```
protocols {
  mpls {
    disable;
    interface (interface-name | all) {
```



```

always-mark-connection-protection-tlv
disable;
admin-group [ group-names ];
srlg srlg-name
static {
    protection-revert-time seconds
}
switch-away-lsps;
}
ipv6-tunneling;
priority setup-priority hold-priority;
traceoptions {
    file filename <files number> <size maximum-file-size> <world-readable |
    no-world-readable>;
    flag flag;
}
}
}

```

**Related
Documentation**

- Notational Conventions Used in Junos OS Configuration Hierarchies
- [edit protocols] Hierarchy Level

[edit protocols mstp] Hierarchy Level

The following statement hierarchy can also be included at the [edit logical-systems *logical-system-name*] hierarchy level.

```

protocols {
    mstp {
        disable;
        backup-bridge-priority priority;
        bpdu-block-on-edge;
        bpdu-destination-mac-address provider-bridge-group;
        bridge-priority priority;
        configuration-name configuration-name;
        forward-delay seconds;
        hello-time seconds;
        interface interface-name {
            bpdu-timeout-action {
                alarm;
                block;
            }
            cost cost;
            edge;
            mode (point-to-point | shared);
            no-root-port;
            priority interface-priority;
        }
        max-age seconds;
        max-hops hops;
        msti identifier {
            backup-bridge-priority priority;
            bridge-priority priority;
        }
    }
}

```

```
interface interface-name {  
    cost cost;  
    priority interface-priority;  
}  
vlan [ vlan-ids ];  
}  
priority-hold-time seconds;  
revision-level revision-level;  
system-id mac-address {  
    ip-address ip-address </prefix-length>;  
}  
traceoptions {  
    file filename <files number> <size maximum-file-size> <world-readable |  
        no-world-readable>;  
    flag flag <disable>;  
}  
vpls-flush-on-topology-change;  
}
```

**Related
Documentation**

- Notational Conventions Used in Junos OS Configuration Hierarchies
- [edit protocols] Hierarchy Level

neighbor-discovery

Syntax

```
neighbor-discovery {
  no-dad-on-state-change ;
  onlink-subnet-only;
  secure {
    security-level {
      (default | secure-messages-only);
    }
    cryptographic-address {
      key-length number;
      key-pair pathname;
    }
    timestamp {
      clock-drift number;
      known-peer-window number;
      new-peer-window number;
    }
    traceoptions {
      file filename <files number> <match regular-expression> <size size> <world-readable |
        no-world-readable>;
      flag flag;
      no-remote-trace;
    }
  }
}
```

Hierarchy Level [edit protocols]

Release Information Statement introduced in Junos OS Release 9.3.
Statement introduced in Junos OS Release 12.3R2 for EX Series switches.

Description Enable Secure Neighbor Discovery.

The remaining statements are explained separately.

Default Disabled

Required Privilege Level routing—To view this statement in the configuration.
routing-control—To add this statement to the configuration.

Related Documentation

- Example: Configuring Secure IPv6 Neighbor Discovery

oam

```

Syntax  oam {
        ethernet{
            connectivity-fault-management {
                action-profile profile-name {
                    action {
                        interface-down;
                    }
                    default-actions {
                        interface-down;
                    }
                    event {
                        adjacency-loss;
                    }
                }
            }
            linktrace {
                age (30m | 10m | 1m | 30s | 10s);
                path-database-size path-database-size;
            }
            maintenance-domain domain-name {
                level number;
                mip-half-function (none | default | explicit);
                name-format (character-string | none | dns | mac+2oct);
                maintenance-association ma-name {
                    continuity-check {
                        hold-interval minutes;
                        interface-status-tlv;
                        interval (10m | 10s | 1m | 1s | 100ms);
                        loss-threshold number;
                        port-status-tlv;
                    }
                    mep mep-id {
                        auto-discovery;
                        direction down;
                        interface interface-name;
                        remote-mep mep-id {
                            action-profile profile-name;
                        }
                    }
                }
            }
        }
        performance-monitoring {
            sla-iterator-profiles {
                profile-name {
                    calculation-weight {
                        delay delay-value;
                        delay-variation delay-variation-value;
                    }
                    cycle-time cycle-time-value;
                    iteration-period iteration-period-value;
                    measurement-type two-way-delay;
                    passive;
                }
            }
        }
    }

```

```

    }
  }
  traceoptions {
    file filename <files number> <match regex> <size size> <world-readable |
      no-world-readable>;
    flag flag ;
    no-remote-trace;
  }
}
link-fault-management {
  action-profile profile-name;
  action {
    syslog;
    link-down;
    send-critical-event
  }
  event {
    link-adjacency-loss;
    link-event-rate {
      frame-error count;
      frame-period count;
      frame-period-summary count;
      symbol-period count;
    }
  }
}
interface interface-name {
  link-discovery (active | passive);
  pdu-interval interval;
  pdu-threshold threshold-value;
  remote-loopback;
  event-thresholds {
    frame-error count;
    frame-period count;
    frame-period-summary count;
    symbol-period count;
  }
  negotiation-options {
    allow-remote-loopback;
    no-allow-link-events;
  }
}
traceoptions {
  file filename <files number> <match regex> <size size> <world-readable |
    no-world-readable>;
  flag flag ;
  no-remote-trace;
}
}
}

```

Hierarchy Level [edit protocols]

Release Information Statement introduced in Junos OS Release 9.4 for EX Series switches.
connectivity-fault-management introduced in Junos OS Release 10.2 for EX Series switches.

Description	Provide IEEE 802.3ah Operation, Administration, and Maintenance (OAM) link fault management (LFM) support for Ethernet interfaces on EX Series switches or configure connectivity fault management (CFM) for IEEE 802.1ag Operation, Administration, and Management (OAM) support on the switches. The remaining statements are explained separately.
Required Privilege Level	interface—To view this statement in the configuration. interface-control—To add this statement to the configuration.
Related Documentation	<ul style="list-style-type: none">• Example: Configuring Ethernet OAM Link Fault Management on EX Series Switches• Example: Configuring Ethernet OAM Connectivity Fault Management on EX Series Switches• Configuring Ethernet OAM Link Fault Management (CLI Procedure)• Configuring Ethernet OAM Connectivity Fault Management (CLI Procedure)

[\[edit protocols ospf\]](#) Hierarchy Level

The following statement hierarchy can also be included at the [\[edit logical-systems *logical-system-name*\]](#) hierarchy level.

```
protocols {
  ospf {
    disable;
    area area-id {
      ... the area subhierarchy appears after the main [edit protocols ospf] hierarchy ...
    }
    backup-spf-options {
      disable;
      downstream-paths-only;
      no-install;
    }
    database-protection {
      ignore-count number;
      ignore-time seconds;
      maximum-lsa number;
      reset-time seconds;
      warning-only;
      warning-threshold percent;
    }
    export [ policy-names ];
    external-preference preference;
    graceful-restart {
      disable;
      helper-disable <both | restart-signaling | standard>;
      no-strict-lsa-checking;
      notify-duration seconds;
      restart-duration seconds;
    }
    import [ policy-names ];
    lsa-refresh-interval;
```

```

no-nssa-abr;
no-rfc-1583;
overload <timeout seconds>;
preference preference;
prefix-export-limit number;
reference-bandwidth reference-bandwidth;
rib-group group-name;
spf-options {
    delay milliseconds;
    holddown milliseconds;
    rapid-runs number;
}
topology (default | ipv4-multicast | name) {
    backup-spf-options {
        disable;
        downstream-paths-only;
        no-install;
    }
    overload;
    prefix-export-limit number;
    spf-options {
        delay milliseconds;
        holddown milliseconds;
        rapid-runs number;
    }
    topology-id number;
}
traceoptions {
    file filename <files number> <size maximum-file-size> <world-readable |
        no-world-readable>;
    flag flag <flag-modifier> <disable>;
}
traffic-engineering {
    advertise-unnumbered-interfaces;
    credibility-protocol-preference;
    ignore-lsp-metrics;
    multicast-rpf-routes;
    no-topology;
    shortcuts <lsp-metric-into-summary>;
}
}

ospf {
    area area-id {
        area-range ip-prefix</prefix-length> <exact> <override-metric metric> <restrict>;
        context-identifier identifier
        interface interface-name {
            ... the interface subhierarchy appears after the main [edit ospf area area-id] hierarchy level ...
        }
        label-switched-path name {
            disable;
            metric metric;
            topology (name | default | ipv4-multicast) {
                disable;
                metric metric;
            }
        }
    }
}

```

```

    }
}
network-summary-export [ policy-names ];
network-summary-import [ policy-names ];
nssa {
    area-range ip-prefix </prefix-length> <exact> <override-metric metric> <restrict>;
    default-lsa {
        default-metric metric;
        metric-type type;
        type-7;
    }
    (summaries | no-summaries);
}
peer-interface interface-name {
    disable;
    authentication {
        md5 key-id key key-string <start-time YYYY-MM-DD.hh:mm>;
        simple-password key-string;
    }
    dead-interval seconds;
    demand-circuit;
    flood-reduction;
    hello-interval seconds;
    no-neighbor-down-notification;
    retransmit-interval seconds;
    transit-delay seconds;
}
stub <default-metric metric> <summaries | no-summaries>;
virtual-link neighbor-id router-id transit-area area-id {
    disable;
    authentication {
        md5 key-id key key-string <start-time YYYY-MM-DD.hh:mm>;
        simple-password key-string;
    }
    dead-interval seconds;
    demand-circuit;
    flood-reduction;
    hello-interval seconds;
    ipsec-sa sa-name;
    no-neighbor-down-notification;
    retransmit-interval seconds;
    topology (name | default | ipv4-multicast) {
        disable;
        metric metric;
    }
    transit-delay seconds;
}
}

area area-id {
    interface interface-name {
        disable;
        authentication {
            md5 key-id key key-string <start-time YYYY-MM-DD.hh:mm>;
            simple-password key-string;
        }
    }
}

```



```

bandwidth-based-metrics {
    bandwidth value metric number;
}
bfd-liveness-detection {
    authentication {
        algorithm (keyed-md5 | keyed-sha-1 | meticulous-keyed-md5 |
            meticulous-keyed-sha-1 | simple-password);
        key-chain key-chain-name;
        loose-check;
    }
    detection-time {
        threshold milliseconds;
    }
    full-neighbors-only;
    minimum-interval milliseconds;
    minimum-receive-interval milliseconds;
    multiplier number;
    no-adaptation;
    transmit-interval {
        minimum-interval milliseconds;
        threshold milliseconds;
    }
    version (1 | automatic);
}
dead-interval seconds;
demand-circuit;
dynamic-neighbors;
flood-reduction;
hello-interval seconds;
interface-type (nbma | p2mp | p2p);
ipsec-sa sa-name;
ldp-synchronization {
    disable;
    hold-time seconds;
}
(link-protection | node-link-protection);
metric metric;
neighbor address <eligible>;
no-eligible-backup;
no-interface-state-traps;
no-neighbor-down-notification;
passive {
    traffic-engineering {
        remote-node-id address;
    }
}
poll-interval seconds;
priority number;
retransmit-interval seconds;
secondary;
te-metric metric;
topology (name | default | ipv4-multicast) {
    disable;
    bandwidth-based-metrics {
        bandwidth value;
        metric number;
    }
}

```

```
    }  
    metric metric;  
  }  
  transit-delay seconds;  
}  
}  
}
```

**Related
Documentation**

- Notational Conventions Used in Junos OS Configuration Hierarchies
- [edit protocols] Hierarchy Level

[edit protocols ospf3] Hierarchy Level

The following statement hierarchy can also be included at the [edit logical-systems *logical-system-name*] hierarchy level.

```
protocols {  
  ospf3 {  
    disable;  
    area area-id {  
      ... the area subhierarchy appears after the main [edit protocols ospf3] hierarchy ...  
    }  
    backup-spf-options {  
      disable;  
      downstream-paths-only;  
      no-install;  
    }  
    database-protection {  
      ignore-count number;  
      ignore-time seconds;  
      maximum-lsa number;  
      reset-time seconds;  
      warning-only;  
      warning-threshold percent;  
    }  
    export [ policy-names ];  
    external-preference preference;  
    graceful-restart {  
      disable;  
      helper-disable;  
      no-strict-lsa-checking;  
      notify-duration seconds;  
      restart-duration seconds;  
    }  
    import [ policy-names ];  
    lsa-refresh-interval;  
    no-nssa-abr;  
    no-rfc-1583;  
    overload <timeout seconds>;  
    preference preference;  
    prefix-export-limit number;  
    realm (ipv4-multicast | ipv4-unicast | ipv6-multicast | ipv6-unicast) {  
      ... the realm subhierarchies appear after the main [edit protocols ospf3] hierarchy ...  
    }  
  }  
}
```

```

}
reference-bandwidth reference-bandwidth;
rib-group group-name;
spf-options {
    delay milliseconds;
    holddown milliseconds;
    no-ignore-our-externals;
    rapid-runs number;
}
traceoptions {
    file filename <files number> <size maximum-file-size> <world-readable |
        no-world-readable>;
    flag flag <flag-modifier> <disable>;
}
traffic-engineering {
    ignore-lsp-metrics;
    shortcuts <lsp-metric-into-summary>;
}
}

ospf3 {
    area area-id {
        area-range ip-prefix </prefix-length> <exact> <override-metric metric> <restrict>;
        inter-area-prefix-export [ policy-names ];
        inter-area-prefix-import [ policy-names ];
        interface interface-name {
            ... the interface subhierarchy appears after the main [edit ospf3 area area-id]
               hierarchy level ...
        }
        nssa {
            area-range ip-prefix </prefix-length> <exact> <override-metric metric> <restrict>;
            default-lsa {
                default-metric metric;
                metric-type type;
                type-7;
            }
            (summaries | no-summaries);
        }
        stub <default-metric metric> <summaries | no-summaries>;
        virtual-link neighbor-id router-id transit-area area-id {
            disable;
            dead-interval seconds;
            demand-circuit;
            flood-reduction;
            hello-interval seconds;
            ipsec-sa sa-name;
            retransmit-interval seconds;
            transit-delay seconds;
        }
    }
}

area area-id {
    interface interface-name {
        disable;
        bandwidth-based-metrics {
            bandwidth value metric number;

```

```

}
bfd-liveness-detection {
  authentication {
    algorithm (keyed-md5 | keyed-sha-1 | meticulous-keyed-md5 |
      meticulous-keyed-sha-1 | simple-password);
    key-chain key-chain-name;
    loose-check;
  }
  detection-time {
    threshold milliseconds;
  }
  full-neighbors-only;
  minimum-interval milliseconds;
  minimum-receive-interval milliseconds;
  multiplier number;
  no-adaptation;
  transmit-interval {
    minimum-interval milliseconds;
    threshold milliseconds;
  }
  version (1 | automatic);
}
dead-interval seconds;
demand-circuit;
flood-reduction;
hello-interval seconds;
interface-type (p2mp-over-lan | p2p);
ipsec-sa sa-name;
(link-protection | node-link-protection);
metric metric;
no-eligible-backup;
own-router-lsa;
passive {
  traffic-engineering {
    remote-node-id address;
  }
}
priority number;
retransmit-interval seconds;
transit-delay seconds;
}
}
}

ospf3 {
  realm (ipv4-multicast| ipv6-multicast) {
    ... same statements as at the [edit protocols ospf3] hierarchy level, EXCEPT FOR ...
    area area-id {
      interface interface-name {
        no-eligible-backup; # NOT valid at this level
      }
      virtual-link { ... } # NOT valid at this level
    }
    backup-spf-options { ... } # NOT valid at this level
    realm realm-identifier { ... } # NOT valid at this level
    traffic-engineering { ... } # NOT valid at this level
  }
}

```

```

    }
  }

  ospf3 {
    realm ipv4-unicast {
      ... same statements as at the [edit protocols ospf3] hierarchy level, PLUS ...
      area area-id {
        interface interface-name {
          ldp-synchronization {
            disable;
            hold-time seconds;
          }
        }
      }
    }

    ... BUT NOT ...
    area area-id {
      virtual-link { ... } # NOT valid at this level
    }
    realm realm-identifier { ... } # NOT valid at this level
    traffic-engineering { ... } # NOT valid at this level
  }
}

ospf3 {
  realm ipv6-unicast {
    disable;
    backup-spf-options {
      disable;
      downstream-paths-only;
      no-install;
    }
  }
}

```

- Related Documentation**
- Notational Conventions Used in Junos OS Configuration Hierarchies
 - [edit protocols] Hierarchy Level

[edit protocols pim] Hierarchy Level

The following statement hierarchy can also be included at the [edit logical-systems *logical-system-name*] hierarchy level.

```

protocols {
  pim {
    disable;
    assert-timeout seconds;
    default-vpn-source {
      interface-name interface-name;
    }
    dense-groups {
      address <announce | reject>;
    }
  }
}

```

```

}
dr-election-on-p2p;
export [ policy-names ];
family (inet | inet6) {
    disable;
}
graceful-restart {
    disable;
    no-bidirectional-mode;
    restart-duration seconds;
}
import [ policy-names ];
interface interface-name {
    ... the interface subhierarchy appears after the main [edit protocols pim] hierarchy ...
    family (inet | inet6) {
        disable;
    }
}
join-load-balance;
join-prune-timeout seconds;
nonstop-routing {
    disable;
}
override-interval milliseconds;
propagation-delay milliseconds;
reset-tracking-bit;
rib-group {
    inet group-name;
    inet6 group-name;
}
rp {
    ... the rp subhierarchy appears after the main [edit protocols pim] hierarchy ...
}
sglimit {
    family (inet | inet6) {
        log-interval seconds;
        maximum limit;
        threshold value;
    }
}
log-interval seconds;
maximum limit;
threshold value;
}
spt-threshold {
    infinity [ policy-names ];
}
traceoptions {
    file filename <files number> <size maximum-file-size> <world-readable |
        no-world-readable>;
    flag flag <flag-modifier> <disable>;
    flag (route | state) <flag-modifier> <disable> <filter <match-on prefix>
        <policy [ policy-names ]>>;
}
}

```

```

pim {
  interface interface-name {
    accept-remote-source;
    disable;
    bfd-liveness-detection {
      authentication {
        algorithm (keyed-md5 | keyed-sha-1 | meticulous-keyed-md5 |
          meticulous-keyed-sha-1 | simple-password);
        key-chain key-chain-name;
        loose-check;
      }
      detection-time {
        threshold milliseconds;
      }
      minimum-interval milliseconds;
      minimum-receive-interval milliseconds;
      multiplier number;
      no-adaptation;
      transmit-interval {
        minimum-interval milliseconds;
        threshold milliseconds;
      }
      version (1 | automatic);
    }
    bidirectional {
      df-election {
        backoff-period milliseconds;
        offer-period milliseconds;
        robustness-count number;
      }
    }
    family (inet | inet6) {
      disable;
    }
    hello-interval seconds;
    bidirectional-sparse | bidirectional-sparse-dense mode (bidirectional-sparse |
      bidirectional-sparse-dense | dense | sparse | sparse-dense);
    neighbor-policy [ policy-names ];
    override-interval milliseconds;
    priority number;
    propagation-delay milliseconds;
    reset-tracking-bit;
    version (1 | 2);
  }
}

pim {
  rp {
    auto-rp {
      (announce | discovery | mapping);
      (mapping-agent-election | no-mapping-agent-election);
    }
    bidirectional {
      address address {
        group-ranges {

```

```

        destination-ip-prefix</prefix-length>;
    }
    hold-time seconds;
    priority number;
}
}
bootstrap {
    family (inet | inet6) {
        export [ policy-names ];
        import [ policy-names ];
        priority number;
    }
}
bootstrap-export [ policy-names ];
bootstrap-import [ policy-names ];
bootstrap-priority number;
dr-register-policy [ policy-names ];
embedded-rp {
    group-ranges {
        ip-prefix</prefix-length>;
    }
    maximum-rps limit;
}
group-rp-mapping {
    family (inet | inet6) {
        log-interval seconds;
        maximum limit;
        threshold value;
    }
}
log-interval seconds;
maximum limit;
threshold value;
}
}
local {
    ... the local subhierarchy appears after the main [edit protocols pim rp] hierarchy ...
}
register-limit {
    family (inet | inet6) {
        log-interval seconds;
        maximum limit;
        threshold value;
    }
}
log-interval seconds;
maximum limit;
threshold value;
}
rp-register-policy [ policy-names ];
static {
    address address {
        group-ranges {
            ip-prefix</prefix-length>;
        }
    }
}

```



```

        override;
        version (1 | 2);
    }
}

rp {
    local {
        disable;
        address address;
        family (inet | inet6) {
            disable;
            address address;
            anycast-pim {
                local-address address;
                rp-set {
                    address address <forward-msdp-sa>;
                }
            }
            group-ranges {
                ip-prefix</prefix-length>;
            }
            hold-time seconds;
            override;
            priority number;
        }
        group-ranges {
            ip-prefix</prefix-length>;
        }
        hold-time seconds;
        override;
        priority number;
    }
}

```

- Related Documentation**
- Notational Conventions Used in Junos OS Configuration Hierarchies
 - [edit protocols] Hierarchy Level

[edit protocols rip] Hierarchy Level

The following statement hierarchy can also be included at the [edit logical-systems *logical-system-name*] hierarchy level.

```

protocols {
    rip {
        authentication-key password;
        authentication-type type;
        (check-zero | no-check-zero);
        graceful-restart {
            disable;
            restart-time seconds;
        }
    }
}

```

```

group group-name {
    ... the group subhierarchy appears after the main [edit protocols rip] hierarchy ...
}
holddown seconds;
import [ policy-names ];
message-size number;
metric-in metric;
receive (both | none | version-1 | version-2);
rib-group group-name;
route-timeout seconds;
send (broadcast | multicast | none | version-1);
traceoptions {
    file filename <files number> <size maximum-file-size> <world-readable |
        no-world-readable>;
    flag flag <flag-modifier> <disable>;
}
update-interval seconds;
}

rip {
    group group-name {
        bfd-liveness-detection {
            authentication {
                algorithm (keyed-md5 | keyed-sha-1 | meticulous-keyed-md5 |
                    meticulous-keyed-sha-1 | simple-password);
                key-chain key-chain-name;
                loose-check;
            }
            detection-time {
                threshold milliseconds;
            }
            minimum-interval milliseconds;
            minimum-receive-interval milliseconds;
            multiplier number;
            no-adaptation;
            transmit-interval {
                minimum-interval milliseconds;
                threshold milliseconds;
            }
            version (1 | automatic);
        }
        demand-circuit;
        export [ policy-names ];
        import [ policy-names ];
        max-retrans-time seconds;
        metric-out metric;
        neighbor interface-name {
            ... the neighbor subhierarchy appears after the main [edit protocols rip group
                group-name] hierarchy level ...
        }
        preference preference;
        route-timeout seconds;
        update-interval seconds;
    }
}

group group-name {

```

```

neighbor neighbor-name {
  any-sender;
  authentication-key password;
  authentication-type type;
  bfd-liveness-detection {
    ... same statements as at the [edit protocols rip group group-name
      bfd-liveness-detection] hierarchy level ...
  }
  (check-zero | no-check-zero);
  demand-circuit;
  import [ policy-names ];
  max-retrans-time seconds;
  message-size number;
  metric-in metric;
  receive (both | none | version-1 | version-2);
  route-timeout seconds;
  send (broadcast | multicast | none | version-1);
  update-interval seconds;
}
}
}

```

- Related Documentation**
- Notational Conventions Used in Junos OS Configuration Hierarchies
 - [edit protocols] Hierarchy Level

[edit protocols ripng] Hierarchy Level

The following statement hierarchy can also be included at the [edit logical-systems *logical-system-name*] hierarchy level.

```

protocols {
  ripng {
    graceful-restart {
      disable;
      restart-time seconds;
    }
    group group-name {
      export [ policy-names ];
      import [ policy-names ];
      metric-out metric;
      neighbor neighbor-name {
        import [ policy-names ];
        metric-in metric;
        receive <none>;
        route-timeout seconds;
        send <none>;
        update-interval seconds;
      }
      preference number;
      route-timeout seconds;
      update-interval seconds;
    }
  }
  holddown seconds;
}

```

```
import [ policy-names ];
metric-in metric;
receive <none>;
route-timeout seconds;
send <none>;
update-interval seconds;
traceoptions {
    file filename <files number> <size maximum-file-size> <world-readable |
        no-world-readable>;
    flag flag <flag-modifier> <disable>;
}
}
```

- Related Documentation**
- Notational Conventions Used in Junos OS Configuration Hierarchies
 - [edit protocols] Hierarchy Level

[edit protocols router-advertisement] Hierarchy Level

The following statement hierarchy can also be included at the [edit logical-systems *logical-system-name*] hierarchy level.

```
protocols {
    router-advertisement {
        interface interface-name {
            current-hop-limit number;
            default-lifetime seconds;
            (link-mtu | no-link-mtu);
            (managed-configuration | no-managed-configuration);
            max-advertisement-interval seconds;
            min-advertisement-interval seconds;
            (other-stateful-configuration | no-other-stateful-configuration);
            prefix prefix {
                (autonomous | no-autonomous);
                (on-link | no-on-link);
                preferred-lifetime seconds;
                valid-lifetime seconds;
            }
            reachable-time milliseconds;
            retransmit-timer milliseconds;
            virtual-router-only;
        }
        traceoptions {
            file filename <files number> <size maximum-file-size> <world-readable |
                no-world-readable>;
            flag flag;
        }
    }
}
```

- Related Documentation**
- Example: Configuring IPv6 Interfaces and Enabling Neighbor Discovery
 - Notational Conventions Used in Junos OS Configuration Hierarchies

- [edit protocols] Hierarchy Level

[edit protocols router-discovery] Hierarchy Level

The following statement hierarchy can also be included at the [edit logical-systems *logical-system-name*] hierarchy level.

```
protocols {
  router-discovery {
    disable;
    address address {
      (advertise | ignore);
      (broadcast | multicast);
      (ineligible | priority number);
    }
    interface interface-name {
      lifetime seconds;
      max-advertisement-interval seconds;
      min-advertisement-interval seconds;
    }
    traceoptions {
      file filename <files number> <size size> <world-readable | no-world-readable>;
      flag flag <flag-modifier> <disable>;
    }
  }
}
```

- Related Documentation**
- Notational Conventions Used in Junos OS Configuration Hierarchies
 - [edit protocols] Hierarchy Level

[edit protocols rstp] Hierarchy Level

The following statement hierarchy can also be included at the [edit logical-systems *logical-system-name*] hierarchy level.

```
protocols {
  rstp {
    disable;
    backup-bridge-priority priority;
    bpdu-block-on-edge;
    bpdu-destination-mac-address provider-bridge-group;
    bridge-priority priority;
    extended-system-id id;
    force-version stp;
    forward-delay seconds;
    hello-time seconds;
    interface interface-name {
      bpdu-timeout-action {
        alarm;
        block;
      }
      cost cost;
    }
  }
}
```

```
    edge;
    mode (point-to-point | shared);
    no-root-port;
    priority interface-priority;
  }
  max-age seconds;
  priority-hold-time seconds;
  system-id mac-address {
    ip-address ip-address </prefix-length>;
  }
  traceoptions {
    file filename <files number> <size maximum-file-size> <world-readable |
      no-world-readable>;
    flag flag <disable>;
  }
  vpls-flush-on-topology-change;
}
```

- Related Documentation**
- Notational Conventions Used in Junos OS Configuration Hierarchies
 - [edit protocols] Hierarchy Level

[edit protocols sap] Hierarchy Level

The following statement hierarchy can also be included at the [edit logical-systems *logical-system-name*] hierarchy level.

```
protocols {
  sap {
    disable;
    listen address <port port>;
  }
}
```

- Related Documentation**
- Notational Conventions Used in Junos OS Configuration Hierarchies
 - [edit protocols] Hierarchy Level

[edit protocols vrrp] Hierarchy Level

The following statement hierarchy can also be included at the [edit logical-systems *logical-system-name*] hierarchy level.

```
protocols {
  vrrp {
    asymmetric-hold-time;
    delegate-processing;
    failover-delay milliseconds;
    global-advertisements-threshold advertisement-value;
    skew-timer-disable;
    startup-silent-period seconds;
    traceoptions {
```

```

        file <filename> <files number> <match regular-expression> <microsecond-stamp>
          <size maximum-file-size> <world-readable | no-world-readable>;
        flag flag;
        no-remote-trace;
      }
    version-3;
  }
}

```

Related Documentation

- Notational Conventions Used in Junos OS Configuration Hierarchies
- [edit protocols] Hierarchy Level
- *Junos OS Hierarchy and RFC Reference*
- Junos® OS Ethernet Interfaces
- Junos® OS Network Interfaces

[edit protocols vstp] Hierarchy Level

The following statement hierarchy can also be included at the [edit logical-systems *logical-system-name*] hierarchy level.

```

protocols {
  vstp {
    disable;
    bpdu-block-on-edge;
    force-version stp;
    interface interface-name {
      access-trunk
      bpdu-timeout-action {
        alarm;
        block;
      }
      cost cost;
      edge;
      mode (point-to-point | shared);
      no-root-port;
      priority interface-priority;
    }
    priority-hold-time seconds;
    system-id mac-address {
      ip-address ip-address </prefix-length>;
    }
    vlan vlan-id {
      ... the vlan subhierarchy appears after the main [edit protocols vstp] hierarchy level ...
    }
    vpls-flush-on-topology-change;
  }

  vstp {
    vlan vlan-id {
      backup-bridge-priority priority;
      bridge-priority priority;
    }
  }
}

```

```
forward-delay seconds;
hello-time seconds;
interface interface-name {
  ... same statements as at the [edit protocols vstp interface interface-name] hierarchy
  level ...
}
max-age seconds;
traceoptions {
  file filename <files number> <size maximum-file-size> <world-readable |
  no-world-readable>;
  flag flag <disable>;
}
}
```

- Related Documentation**
- Notational Conventions Used in Junos OS Configuration Hierarchies
 - [edit protocols] Hierarchy Level

Layer 2 Routing Instances Configuration Hierarchy

Use the **vpls** routing instance type for point-to-multipoint LAN implementations between a set of sites in a VPN.

To configure routing instances for Layer 2 networks, include the following statements:

```
routing-instances {
  routing-instance-name {
    access {
      address-assignment {
        ... same statements as in the address-assignment subhierarchy in [edit access]
        Hierarchy Level ...
      }
      address-protection;
      description text;
      egress-protection {
        context-identifier context-id;
      }
      forwarding-options {
        ...forwarding-options...
      }
      instance-role role;
      instance-type type;
      interface interface-name;
      l2-domain-id-for-l3 id;
      l2vpn-id community;
      layer3-domain-identifier identifier;
      multicast-snooping-options {
        ... same statements as in [edit multicast-snooping-options] Hierarchy Level EXCEPT
        FOR ...
        traceoptions {...} # NOT valid at this level
      }
      no-irb-layer-2-copy;
      no-local-switching;
```



```

no-vrf-advertise;
no-vrf-propagate-ttl;
pbb-options {
    default-bvlan bvlan;
    peer-instance instance;
    vlan-id vlan-id isid-list [ isid-numbers ]
}
protocols {
    ... the protocols subhierarchy appears after the main [edit routing-instances
        routing-instance-name] hierarchy ...
}
provider-tunnel {
    ... the provider-tunnel subhierarchy appears after the main [edit routing-instances
        routing-instance-name] hierarchy ...
}
route-distinguisher (as-number:number | ip-address:number);
routing-interface interface;
routing-options {
    ... the routing-options subhierarchy appears after the main [edit routing-instances
        routing-instance-name] hierarchy ...
}
service-groups {
    service-group-name {
        pbb-service-options {
            default-isid isid-number;
            isid isid-number vlan-id-list [ vlan-ids ];
            mac-address mac-address;
        }
        service-type type;
    }
}
services {
    mobile-ip {
        ... same statements as in [edit services mobile-ip] Hierarchy Level ...
    }
}
switch-options {
    ... same statements as in [edit switch-options] Hierarchy Level ...
}
vlan-id (id | all | none);
vlan-model one-to-one;
vlan-tags outer <tpid.>vlan-id inner <tpid.>vlan-id;
\[edit vlans\] Hierarchy Level on page 158 {
    ... same statements as in [edit vlans] Hierarchy Level ...
}
vrf-advertise-selective {
    family {
        inet-mvpn;
        inet6-mvpn;
    }
}
vrf-export [ policy-names ];
vrf-import [ policy-names ];
vrf-propagate-ttl;
vrf-table-label;
vrf-target {

```

```

        export community-name;
        import community-name;
    }
    protocols {
        ... protocols-configuration ...
    }
    routing-options {
        ... routing-options-configuration ...
    }
    bridge-domains {
        bridge-domain-name {
            domain-type bridge;
            interface interface-name;
            routing-interface routing-interface-name;
            vlan-id (Bridge Domain or VLAN) (none | all | number);
            vlan-tags outer number inner number;
            bridge-options {
                interface-mac-limit limit {
                    packet-action drop;
                }
                interface interface-name {
                    interface-mac-limit limit {
                        packet-action drop;
                    }
                }
            }
            mac-statistics;
            mac-table-size limit {
                packet-action drop;
            }
            no-mac-learning;
            static-mac mac-address;
        }
    }
}

```

With the exception of the **instance-type virtual-switch** statement (which configures a virtual-switch routing instance), you can include the statements at the following hierarchy levels:

- **[edit]**
- **[edit logical-systems *logical-system-name*]**

The **instance-type virtual-switch** statement is not supported at the **[edit logical-systems *logical-system-name*]** hierarchy level.

Related Documentation

- Routing Instances Overview
- Layer 2 Routing Instance Types
- Configuring a Layer 2 Virtual Switch
- Configuring a Layer 2 Control Protocol Routing Instance

[edit routing-options] Hierarchy Level

Several statements in the **[edit routing-options]** hierarchy are valid at numerous locations within the hierarchy. To make the complete hierarchy easier to read, the repeated statements are listed in “[Common Routing Options](#)” on page 125 and that section is referenced at the appropriate locations in “[Complete \[edit routing-options\] Hierarchy](#)” on page 126.

- [Common Routing Options](#) on page 125
- [Complete \[edit routing-options\] Hierarchy](#) on page 126

Common Routing Options

This section lists statements that are valid at the following hierarchy levels, and is referenced at those levels in “[Complete \[edit routing-options\] Hierarchy](#)” on page 126 instead of the statements being repeated.

- **[edit routing-options aggregate defaults]**
- **[edit routing-options aggregate route *ip-prefix* </prefix-length>]**
- **[edit routing-options generate defaults]**
- **[edit routing-options generate route *ip-prefix* </prefix-length>]**
- **[edit routing-options static defaults]**
- **[edit routing-options static route *ip-prefix* </prefix-length>]**

The common routing options are as follows:

```
(active | passive);
as-path {
    aggregator as-number address;
    atomic-aggregate;
    origin (egp | igp | incomplete);
    path path-identifier;
}
color metric <type metric-type>;
color2 metric <type metric-type>;
community [ community-id no-advertise no-export no-export-subconfed ];
metric metric <type metric-type>;
metric2 metric <type metric-type>;
metric3 metric <type metric-type>;
metric4 metric <type metric-type>;
passive;
preference preference-value <type metric-type>;
preference2 preference-value <type metric-type>;
tag metric <type metric-type>;
tag2 metric <type metric-type>;
```

Complete [edit routing-options] Hierarchy

The statement hierarchy in this section can also be included at the [edit logical-systems *logical-system-name*] hierarchy level.

```

routing-options {
  access {
    route ip-prefix</prefix-length> {
      metric metric;
      next-hop [ addresses ];
      preference preference-value;
      qualified-next-hop address;
      tag route-tag;
    }
  }
  access-internal {
    route ip-prefix</prefix-length> {
      next-hop [ addresses ];
      qualified-next-hop address;
      tag route-tag;
    }
  }
  admin-groups-extended group-name {
    group-value group-identifier;
  }
  admin-groups-extended-range {
    maximum maximum-number;
    minimum minimum-number;
  }
  aggregate {
    defaults {
      ... statements in Common Routing Options on page 125 PLUS ...
      (brief | full);
      discard;
    }
    route ip-prefix</prefix-length> {
      ... statements in Common Routing Options on page 125 PLUS ...
      (brief | full);
      discard;
      policy [ policy-names ];
    }
  }
  auto-export {
    disable;
    family inet {
      disable;
      flow {
        disable;
        rib-group rib-group;
      }
      multicast {
        disable;
        rib-group rib-group;
      }
      unicast {

```

```

        disable;
        rib-group rib-group;
    }
}
family inet6 {
    disable;
    multicast {
        disable;
        rib-group rib-group;
    }
    unicast {
        disable;
        rib-group rib-group;
    }
}
family iso {
    disable;
    unicast {
        disable;
        rib-group rib-group;
    }
}
traceoptions {
    file filename <files number> <size maximum-file-size> <world-readable |
        no-world-readable>;
    flag flag <flag-modifier> <disable>;
}
}
autonomous-system autonomous-system <asdot-notation> <loops number>;
no-bfd-triggered-local-repair;
bgp-orf-cisco-mode;
bmp {
    memory-limit bytes;
    station-address (ip-address | name);
    station-port-number port-number;
    statistics-timeout seconds;
}
confederation as-number members [ as-numbers ];
dynamic-tunnels tunnel-name {
    destination-networks prefix;
    gre;
    rsvp-te entry-name {
        destination-networks network-prefix;
        label-switched-path-template {
            default-template;
            template-name;
        }
    }
    source-address address;
}
fate-sharing {
    group group-name {
        cost value;
        from {
            address <to address>;
        }
    }
}

```

```

    }
  }
  flow {
    firewall-install-disable;
    route name {
      match {
        destination address;
        destination-port [ afs bgp biff bootpc bootps cmd cvspserver dhcp domain eklogin
          ekshell exec finger ftp ftp-data http https ident imap kerberos-sec klogin kpasswd
          krb-prop krbupdate kshell ldap ldp login mobileip-agent mobilip-mn msdp
          netbios-dgm netbios-ns netbios-ssn nfsd nntp ntalk ntp pop3 pptp printer radacct
          radius rip rkinit smtp snmp snmptrap snpp socks ssh sunrpc syslog tacacs
          tacacs-ds talk telnet tftp timed who xdmcp ];
        dscp [ code-points ];
        fragment [ don't-fragment first-fragment is-fragment last-fragment
          not-a-fragment ];
        icmp-code [ communication-prohibited-by-filtering destination-host-prohibited
          destination-host-unknown fragmentation-needed host-precedence-violation
          host-unreachable host-unreachable-for-tos ip-header-bad network-unreachable
          network-unreachable-for-tos port-unreachable precedence-cutoff-in-effect
          protocol-unreachable redirect-for-host redirect-for-network
          redirect-for-tos-and-host redirect-for-tos-and-net required-option-missing
          source-host-isolated source-route-failed ttl-eq-zero-during-reassembly
          ttl-eq-zero-during-transit ];
        icmp-type [ echo-reply echo-request info-reply info-request mask-reply
          mask-request parameter-problem redirect router-advertisement router-solicit
          source-quench time-exceeded timestamp timestamp-reply unreachable ];
        packet-length [ values ];
        port [ ... same values as for the preceding destination-port statement ... ];
        protocol [ ah esp gre icmp igmp ipip ospf pim rsvp sctp tcp udp ];
        source address;
        source-port [ ... same values as for the preceding destination-port statement ... ];
        tcp-flags [ ack fin push rst syn urgent ];
      }
      then {
        (accept | discard);
        community community-name;
        next-term;
        rate-limit value;
        routing-instance routing-instance-name;
        sample;
      }
    }
  }
  term order (legacy | standard);
  validation {
    traceoptions {
      file filename <files number> <size maximum-file-size> <world-readable |
        no-world-readable>;
      flag flag <flag-modifier> <disable>;
    }
  }
}
forwarding-table {
  chained-composite-next-hop {
    ingress {
      l3vpn {

```

```

        extended-space;
    }
}
export [ policy-name ];
indexed-next-hop;
(indirect-next-hop | no-indirect-next-hop);
(indirect-next-hop-change-acknowledgements |
    no-indirect-next-hop-change-acknowledgements;)
krt-nexthop-ack-timeout interval;
unicast-reverse-path (active-paths | feasible-paths);
}
generate {
    defaults {
        ... statements in Common Routing Options on page 125 PLUS ...
        (brief | full);
        discard;
    }
    route ip-prefix</prefix-length> {
        ... statements in Common Routing Options on page 125 PLUS ...
        (brief | full);
        discard;
        policy [ policy-names ];
    }
}
graceful-restart {
    disable;
    restart-duration seconds;
}
host-fast-reroute {
    global-arp-prefix-limit number;
    global-supplementary-blackout-timer minutes;
}
instance-export [ policy-names ];
instance-import [ policy-names ];
interface interface-name { # In the routing-instance only
    arp-prefix-limit number;
    link-protection;
    supplementary-blackout-timer minutes;
}
interface-routes {
    family (inet | inet6) {
        export {
            lan;
            point-to-point;
        }
        import [ policy-names ];
    }
    rib-group {
        inet group-name;
        inet6 group-name;
    }
}
martians {

```

```

    ip-prefix</prefix-length> (exact | longer | orlonger |
    prefix-length-range /minimum-prefix-length- /maximum-prefix-length |
    through ip-prefix</prefix-length> | upto /prefix-length) <allow>;
}
maximum-paths path-limit <log-only | threshold value> <log-interval seconds>;
maximum-prefixes prefix-limit <log-only | threshold value> <log-interval seconds>;
med-igp-update-interval minutes;
multicast {
    ... the multicast subhierarchy appears after the main [edit routing-options] hierarchy ...
}
nonstop-routing;
options {
    mark seconds;
    syslog {
        level level;
        upto level;
    }
}
ppm {
    no-delegate-processing;
}
resolution {
    rib routing-table-name {
        import [ policy-names ];
        resolution-ribs [ routing-table-names ];
    }
    tracefilter [ filter-policy-names ];
    traceoptions {
        file filename <files number> <size maximum-file-size> <world-readable |
        no-world-readable>;
        flag flag <flag-modifier> <disable>;
    }
}
rib routing-table-name {
    access {
        ... same statements as at the [edit routing-options access] hierarchy level ...
    }
    access-internal {
        ... same statements as at the [edit routing-options access-internal] hierarchy level ...
    }
    aggregate {
        ... same statements as at the [edit routing-options aggregate] hierarchy level ...
    }
    generate {
        ... same statements as at the [edit routing-options generate] hierarchy level ...
    }
    martians {
        ip-prefix</prefix-length> (exact | longer | orlonger |
        prefix-length-range /minimum-prefix-length- /maximum-prefix-length |
        through ip-prefix</prefix-length> | upto /prefix-length) <allow>;
    }
    maximum-paths path-limit <log-only | threshold value> <log-interval seconds>;
    maximum-prefixes prefix-limit <log-only | threshold value> <log-interval seconds>;
    static {
        ... same statements as at the [edit routing-options static] hierarchy level ...
    }
}

```



```

}
rib-groups {
  group-name {
    export-rib table-name;
    import-policy [ policy-names ];
    import-rib [ table-names ];
  }
}
route-distinguisher-id address;
route-record;
router-id address;
source-routing {
  ip;
  ipv6;
}
srlg {
  srlg-name {
    srlg-cost srlg-cost;
    srlg-value srlg-value;
  }
}
static {
  ... the static subhierarchy appears after the main [edit routing-options] hierarchy ...
}
topologies {
  family (inet | inet6) {
    topology topology-name;
  }
}
traceoptions {
  file filename <files number> <size maximum-file-size> <world-readable |
    no-world-readable>;
  flag flag <disable>;
}
validation {
  group group-name {
    max-sessions number;
    session address {
      hold-time seconds;
      local-address local-ip-address;
      port port-number;
      preference number;
      record-lifetime seconds;
      refresh-time seconds;
    }
  }
}
notification-rib value;
static {
  record destination {
    maximum-length prefix-length {
      origin-autonomous-system as-number {
        validation-state (invalid | valid);
      }
    }
  }
}
}

```

```
    traceoptions {
        file filename <files number> <size size> <world-readable | no-world-readable>;
        flag flag;
    }
}

routing-options {
    multicast {
        asm-override-ssm;
        backup-pe-group group-name {
            backups [ addresses ];
            local-address address;
        }
        flow-map flow-map-name {
            bandwidth <bps> <adaptive>;
            forwarding-cache {
                timeout (never <non-discard-entry-only> | minutes);
            }
            policy [ policy-names ];
            redundant-sources [ addresses ];
        }
        forwarding-cache {
            family (inet | inet6) {
                threshold {
                    log-warning value;
                    suppress value <reuse value>;
                }
            }
            threshold {
                log-warning value;
                suppress value <reuse value>;
            }
            timeout minutes;
        }
        interface interface-name {
            maximum-bandwidth bps;
            no-qos-adjust;
            reverse-oif-mapping {
                no-qos-adjust;
            }
            subscriber-leave-timer seconds;
        }
        pim-to-igmp-proxy {
            upstream-interface [ interface-names ];
        }
        pim-to-mld-proxy {
            upstream-interface [ interface-names ];
        }
        rpf-check-policy [ policy-names ];
        scope scope-name {
            interface [ interface-names ];
            prefix ip-prefix </prefix-length>;
        }
        scope-policy [ policy-names ];
        ssm-groups [ ip-prefix </prefix-length> ];
        ssm-map ssm-map-name {
```

```

    policy [ policy-names ];
    source [ addresses ];
  }
  traceoptions {
    file filename <files number> <size maximum-file-size> <world-readable |
      no-world-readable>;
    flag flag <disable>;
  }
}

routing-options {
  static {
    defaults {
      ... statements in Common Routing Options on page 125 PLUS ...
      (install | no-install);
      (readvertise | no-readvertise);
      (resolve | no-resolve);
      (retain | no-retain);
    }
    rib-group group-name;
    route destination-prefix {
      ... statements in Common Routing Options on page 125 PLUS ...
      backup-pe-group group-name;
      bfd-liveness-detection {
        detection-time {
          threshold milliseconds;
        }
        holddown-interval milliseconds;
        local-address ip-address;
        minimum-interval milliseconds;
        minimum-receive-interval milliseconds;
        minimum-receive-ttl milliseconds;
        multiplier number;
        neighbor address;
        no-adaptation;
        transmit-interval {
          minimum-interval milliseconds;
          threshold milliseconds;
        }
        version (1 | automatic);
      }
      (discard | next-hop [ addresses ] | next-table address | receive | reject);
      (install | no-install);
      lsp-next-hop {
        metric metric;
        preference preference;
      }
      p2mp-lsp-next-hop lsp-name {
        metric metric;
        preference preference;
      }
      (readvertise | no-readvertise);
      (resolve | no-resolve);
      (retain | no-retain);
      static-lsp-next-hop lsp-name {

```

```
        metric metric;  
        preference preference-value;  
    }  
}  
}
```

Related Documentation

- [Notational Conventions Used in Junos OS Configuration Hierarchies](#)

[edit security] Hierarchy Level

Each of the following topics lists the statements at a subhierarchy of the **[edit security]** hierarchy.

- [\[edit security alarms\] Hierarchy Level on page 134](#)
- [\[edit security authentication-key-chains\] Hierarchy Level on page 134](#)
- [\[edit security certificates\] Hierarchy Level on page 135](#)
- [\[edit security ike\] Hierarchy Level on page 135](#)
- [\[edit security ipsec\] Hierarchy Level on page 136](#)
- [\[edit security log\] Hierarchy Level on page 137](#)
- [\[edit security pki\] Hierarchy Level on page 137](#)
- [\[edit security ssh-known-hosts\] Hierarchy Level on page 138](#)
- [\[edit security traceoptions\] Hierarchy Level on page 139](#)

Related Documentation

- [Notational Conventions Used in Junos OS Configuration Hierarchies](#)

[edit security alarms] Hierarchy Level

```
security {  
    alarms {  
        audible;  
        potential-violation {  
            policy;  
            replay-attacks;  
        }  
    }  
}
```

Related Documentation

- [Notational Conventions Used in Junos OS Configuration Hierarchies](#)
- [\[edit security\] Hierarchy Level on page 134](#)

[edit security authentication-key-chains] Hierarchy Level

```
security {
```

```

authentication-key-chains{
  key-chain key-chain-name{
    key key {
      secret secret-data;
      start-time yyyy-mm-dd.hh:mm:ss;
    }
  }
}

```

**Related
Documentation**

- Notational Conventions Used in Junos OS Configuration Hierarchies
- [\[edit security\] Hierarchy Level on page 134](#)

[\[edit security certificates\] Hierarchy Level](#)

```

security {
  certificates {
    cache-size bytes;
    cache-timeout-negative seconds;
    certification-authority ca-profile-name {
      ca-name ca-identity;
      crl file-name;
      encoding (binary | pem);
      enrollment-url url-name;
      file certificate-filename;
      ldap-url url-name;
    }
    enrollment-retry attempts;
    local certificate-filename {
      certificate-key-string;
      load-key-file URL key-filename;
    }
    maximum-certificates number;
    path-length certificate-path-length;
  }
}

```

**Related
Documentation**

- Notational Conventions Used in Junos OS Configuration Hierarchies
- [\[edit security\] Hierarchy Level on page 134](#)

[\[edit security ike\] Hierarchy Level](#)

```

security {
  ike {
    policy ike-peer-address {
      description description;
      encoding (binary | pem);
      identity identity-name;
      local-certificate certificate-filename;
      local-key-pair private-public-key-file;
      mode (aggressive | main);
      pre-shared-key (ascii-text key | hexadecimal key);
      proposals [ proposal-names ];
    }
  }
}

```

```
proposal ike-proposal-name {
  authentication-algorithm (md5 | sha-256 | sha1);
  authentication-method (dsa-signatures | pre-shared-keys | rsa-signatures);
  description description;
  dh-group (group1 | group2 | group5);
  encryption-algorithm (3des-cbc | aes-128-cbc | aes-192-cbc | aes-256-cbc | des-cbc);
  lifetime-seconds seconds;
}
}
```

- Related Documentation**
- Notational Conventions Used in Junos OS Configuration Hierarchies
 - [\[edit security\] Hierarchy Level on page 134](#)

[\[edit security ipsec\] Hierarchy Level](#)

```
security {
  ipsec {
    policy ipsec-policy-name {
      description text-description;
      perfect-forward-secrecy {
        keys (group1 | group14 | group2 | group5);
      }
      proposals [ proposal-names ];
    }
    proposal ipsec-proposal-name {
      authentication-algorithm (hmac-md5-96 | hmac-sha-256-128 | hmac-sha1-96);
      description text-description;
      encryption-algorithm (3des-cbc | aes-128-cbc | aes-192-cbc | aes-256-cbc | des-cbc);
      lifetime-seconds seconds;
      protocol (ah | bundle | esp);
    }
    security-association sa-name {
      description text-description;
      dynamic {
        ipsec-policy policy-name;
        replay-window-size (32 | 64);
      }
      manual {
        direction (bidirectional | inbound | outbound) {
          authentication {
            algorithm (hmac-md5-96 | hmac-sha1-96);
            key (ascii-text key | hexadecimal key);
          }
          auxiliary-spi spi-index;
          encryption {
            algorithm (3des-cbc | aes-128-cbc | aes-192-cbc | aes-256-cbc | des-cbc);
            key (ascii-text key | hexadecimal key);
          }
          protocol (ah | bundle | esp);
          spi spi-index;
          encryption {
            algorithm 3des-cbc;
            key ascii-text ascii-text-string;
          }
        }
      }
    }
  }
}
```

```

    }
  }
}
mode (transport | tunnel);
}
}
}

```

- Related Documentation**
- Notational Conventions Used in Junos OS Configuration Hierarchies
 - [\[edit security\] Hierarchy Level on page 134](#)

[\[edit security log\] Hierarchy Level](#)

```

security {
  log {
    cache {
      exclude exclude-name {
        destination-address;
        destination-port;
        event-id;
        failure;
        interface-name;
        policy-name;
        process;
        protocol;
        source-address;
        source-port;
        success;
        username;
      }
      limit limit;
    }
  }
}

```

- Related Documentation**
- Notational Conventions Used in Junos OS Configuration Hierarchies
 - [\[edit security\] Hierarchy Level on page 134](#)

[\[edit security pki\] Hierarchy Level](#)

```

security {
  pki {
    auto-re-enrollment {
      certificate-id certificate-id {
        ca-profile ca-profile-name;
        challenge-password password;
        re-enroll-trigger-time-percentage percentage;
        re-generate-keypair;
        validity-period days;
      }
    }
    ca-profile ca-profile-name {
      administrator {
        email-address email-address;
      }
    }
  }
}

```

```
    }
    ca-identity ca-identifier;
    enrollment {
        retry attempts;
        retry-interval seconds;
        url url;
    }
    revocation-check {
        disable;
        crl {
            disable on-download-failure;
            refresh-interval hours;
            url url {
                password password;
            }
        }
    }
    routing-instance;
}
traceoptions {
    file <filename> <files number> <match regular-expression> <size maximum-file-size>
    <world-readable | no-world-readable>;
    flag flag;
}
}
```

- Related Documentation**
- Notational Conventions Used in Junos OS Configuration Hierarchies
 - [\[edit security\] Hierarchy Level on page 134](#)

[\[edit security ssh-known-hosts\] Hierarchy Level](#)

```
security {
    ssh-known-hosts {
        fetch-from-server server-name;
        host hostname {
            dsa-key dsa-key;
            ecdsa-sha2-nistp256-key ecdsa-sha2-nistp256-key;
            ecdsa-sha2-nistp384-key ecdsa-sha2-nistp384-key;
            ecdsa-sha2-nistp521-key ecdsa-sha2-nistp521-key;
            rsa-key rsa-key;
            rsa1-key rsa1-key;
        }
        load-key-file key-file;
    }
}
```

- Related Documentation**
- Notational Conventions Used in Junos OS Configuration Hierarchies
 - [\[edit security\] Hierarchy Level on page 134](#)

[edit security traceoptions] Hierarchy Level

```
security {
  traceoptions {
    file filename <files number> < size size>;
    flag all;
    flag database;
    flag general;
    flag ike;
    flag parse;
    flag policy-manager;
    flag routing-socket;
    flag timer;
  }
}
```

- Related Documentation**
- Notational Conventions Used in Junos OS Configuration Hierarchies
 - [\[edit security\] Hierarchy Level on page 134](#)

[edit snmp] Hierarchy Level

```
snmp {
  client-list list-name {
    address {
      restrict;
    }
  }
  community community-name {
    authorization (read-only | read-write);
    client-list-name list-name;
    clients {
      address <restrict>;
    }
    logical-system logical-system-name {
      routing-instance instance-name;
    }
    routing-instance instance-name {
      client-list-name list-name;
      clients {
        address <restrict>;
      }
    }
    view view-name;
  }
  contact contact-information;
  description description;
  engine-id {
    (local engine-id | use-default-ip-address | use-mac-address);
  }
  filter-duplicates;
  filter-interfaces {
    interfaces
```

```

    all-internal-interfaces;
    interface 1;
    interface 2;
}
health-monitor {
    falling-threshold percentage;
    idp {
        falling-threshold;
        interval seconds;
        rising-threshold;
    }
    interval seconds;
    rising-threshold percentage;
}
interface [ interface-names ];
location location;
logical-system-trap-filter;
name system-name;
nonvolatile {
    commit-delay seconds;
}
rmon {
    alarm index {
        description description;
        falling-event-index index;
        falling-threshold integer;
        falling-threshold-interval seconds;
        interval seconds;
        request-type (get-next-request | get-request | walk-request);
        rising-event-index index;
        rising-threshold integer;
        sample-type (absolute-value | delta-value);
        startup-alarm (falling-alarm | rising-alarm | rising-or-falling alarm);
        syslog-subtag text-string;
        variable oid-variable;
    }
    event index {
        community community-name;
        description description;
        type (log | log-and-trap | none | snmptrap);
    }
    history index {
        bucket-size number;
        interface interface-name;
        interval seconds;
        owner owner-name;
    }
}
routing-instance-access {
    access-list {
        routing-instance-name <restrict>;
    }
}
traceoptions {
    file <files number> <match regular-expression> <size maximum-file-size>
        <world-readable | no-world-readable>;
}

```

```

    flag flag;
    no-remote-trace;
}
trap-group group-name {
    categories {
        authentication;
        chassis;
        chassis-cluster;
        configuration;
        link;
        otn-alarms {
            alarm-name;
        }
        remote-operations;
        rmon-alarm;
        routing;
        services;
        sonet-alarms {
            alarm-name;
        }
        startup;
        vrrp-events;
    }
    destination-port port-number;
    logical-system logical-system-name {
        routing-instance instance-name;
    }
    routing-instance instance-name;
    targets {
        address;
    }
    version (all | v1 | v2);
}
trap-options {
    agent-address outgoing-interface;
    enterprise-oid;
    logical-system logical-system-name {
        routing-instance instance-name;
    }
    routing-instance instance-name {
        source-address (address | lo0);
    }
    source-address address;
}
v3 {
    ... the v3 subhierarchy appears after the main [edit snmp] hierarchy level ...
}
view view-name {
    oid object-identifier <exclude | include>;
}
}

snmp {
    v3 {
        notify name {
            tag tag-name;

```

```
    type (inform | trap);
}
notify-filter profile-name {
    oid oid <exclude | include>;
}
snmp-community community-index {
    community-name community-name;
    context context-name;
    security-name security-name;
    tag tag-name;
}
target-address target-address-name {
    address address;
    address-mask address-mask;
    logical-system logical-system-name {
        routing-instance routing-instance-name;
    }
    port port-number;
    retry-count number;
    routing-instance routing-instance-name;
    tag-list tag-list;
    target-parameters parameter-name;
    timeout seconds;
}
target-parameters parameter-name {
    notify-filter profile-name;
    parameters {
        message-processing-model (v1 | v2c | v3);
        security-level (authentication | none | privacy);
        security-model (usm | v1 | v2c);
        security-name security-name;
    }
}
usm {
    local-engine {
        user username {
            authentication-md5 {
                authentication-password password;
            }
            authentication-none;
            authentication-sha {
                authentication-password password;
            }
            privacy-3des {
                privacy-password password;
            }
            privacy-aes128 {
                privacy-password password;
            }
            privacy-des {
                privacy-password password;
            }
            privacy-none;
        }
    }
}
remote-engine engine-id {
```

```

user username {
  authentication-md5 {
    authentication-password password;
  }
  authentication-none;
  authentication-sha {
    authentication-password password;
  }
  privacy-3des {
    privacy-password password;
  }
  privacy-aes128 {
    privacy-password password;
  }
  privacy-des {
    privacy-password password;
  }
  privacy-none;
}
}
vacm {
  access {
    group group-name {
      context-prefix prefix {
        security-model (any | usm | v1 | v2c) {
          security-level (authentication | none | privacy) {
            context-match (exact | prefix);
            notify-view view-name;
            read-view view-name;
            write-view view-name;
          }
        }
      }
    }
  }
  default-context-prefix prefix {
    security-model (any | usm | v1 | v2c) {
      security-level (authentication | none | privacy) {
        context-match (exact | prefix);
        notify-view view-name;
        read-view view-name;
        write-view view-name;
      }
    }
  }
}
security-to-group {
  security-model (usm | v1 | v2c) {
    security-name security-name {
      group group-name;
    }
  }
}
}
}
}
}

```

- Related Documentation**
- Notational Conventions Used in Junos OS Configuration Hierarchies
 - Understanding the Integrated Local Management Interface

[\[edit switch-options\] Hierarchy Level](#)

```
switch-options {  
  interface interface-name {  
    interface-mac-limit {  
      number-of-addresses;  
      packet-action drop;  
    }  
    no-mac-learning;  
  }  
  interface-mac-limit {  
    number-of-addresses;  
    packet-action drop;  
  }  
  mac-statistics;  
  mac-table-size {  
    number-of-addresses;  
    packet-action drop;  
  }  
  no-mac-learning;  
  service-id number;  
}
```

[\[edit system\] Hierarchy Level](#)

```
system {  
  accounting {  
    destination {  
      radius {  
        server {  
          server-address {  
            accounting-port port-number;  
            max-outstanding-requests  
            port port-number;  
            retry number;  
            secret password;  
            source-address address;  
            timeout seconds;  
          }  
        }  
      }  
    }  
  }  
  tacplus {  
    server {  
      server-address {  
        port port-number;  
        secret password;  
        single-connection;  
        source-address address;  
        timeout seconds;  
      }  
    }  
  }  
}
```

```

    }
  }
}
events [ change-log interactive-commands login ];
}
allow-6pe-traceroute;
allow-v4mapped-packets;
archival {
  configuration {
    archive-sites {
      ftp://<username>:<password>@<host>:<port>/<url-path>;
      scp://<username>:<password>@<host>:<port>/<url-path>;
    }
    transfer-interval interval;
    transfer-on-commit;
  }
}
arp {
  aging-timer minutes;
  gratuitous-arp-delay;
  gratuitous-arp-on-ifup;
  interfaces {
    logical-interface-name {
      aging-timer minutes;
    }
  }
  passive-learning;
  purging;
}
authentication-order [ authentication-methods ];
auto-configuration {
  traceoptions {
    file <filename> <files number> <match regular-expression> <size size>
      <world-readable | no-world-readable>;
    flag <all | auth | configuration | ;interfaces | io | rtsock | ui>
    level level;
    no-remote-trace;
  }
}
backup-router address <destination [ destination-addresses ]>;
commit {
  fast-synchronize;
  synchronize;
  server {
    commit-interval number;
    days-to-keep-error-logs number;
    maximum-aggregate-pool number;
    maximum-entries number;
    traceoptions {
      file <filename> <files number> <match regular-expression> <size size>
        <world-readable | no-world-readable>;
      flag <all | auth | configuration | ;interfaces | io | rtsock | ui>
      level level;
      no-remote-trace;
    }
  }
}

```

```

}
(compress-configuration-files | no-compress-configuration-files);
ddos-protection {
  global {
    disable-fpc;
    disable-logging;
    disable-routing-engine;
    flow-detection;
    flow-report-rate;
    violation-report-rate;
  }
  protocols protocol-group (aggregate | packet-type) {
    bandwidth packets-per-second;
    burst size;
    disable-fpc;
    disable-logging;
    disable-routing-engine;
    fpc {
      bandwidth-scale percentage;
      burst-scale percentage;
      disable-fpc;
    }
    priority level;
    recover-time seconds;
    flow-detection {
      flow-detect-time detect-period;
      no-flow-logging;
      timeout-active-flows enable-period;
      flow-level-bandwidth;
      flow-level-control (all | keep-all | police);
      flow-detection-mode (always-on | automatic | disabled);
      physical-interface;
      flow-recover-time recover-period;
      flow-timeout-time timeout-period;
      subscriber;
    }
  }
}
traceoptions{
  file filename <files number> <match regular-expression > <size maximum-file-size>
    <world-readable | no-world-readable>;
  flag flag;
  level (all | error | info | notice | verbose | warning);
  no-remote-trace;
}
}
default-address-selection;
diag-port-authentication (encrypted-password "password" | plain-text-password);
dynamic-profile-options {
  versioning;
}
domain-name domain-name;
domain-search [ domain-list ];
do-not-disable-ip6op-on-dad;
extensions {
  providers {
    provider-id {

```



```

        license-type license deployment-scope [ deployments ];
    }
}
resource-limits {
    package package-name {
        resources {
            cpu {
                priority number;
                time seconds;
            }
            file {
                core-size bytes;
                open number;
                size bytes;
            }
            memory {
                data-size bytes;
                locked-in bytes;
                resident-set-size bytes;
                socket-buffers bytes;
                stack-size bytes;
            }
        }
    }
}
process process-ui-name {
    resources {
        cpu {
            priority number;
            time seconds;
        }
        file {
            core-size bytes;
            open number;
            size bytes;
        }
        memory {
            data-size bytes;
            locked-in bytes;
            resident-set-size bytes;
            socket-buffers bytes;
            stack-size bytes;
        }
    }
}
}
fips {
    level level;
}
host-name hostname;
inet6-backup-router ipv6-address <destination address>;
internet-options {
    (gre-path-mtu-discovery | no-gre-path-mtu-discovery);
    icmpv4-rate-limit bucket-size number packet-rate rate;
    icmpv6-rate-limit bucket-size number packet-rate rate;
    (ipip-path-mtu-discovery | no-ipip-path-mtu-discovery);
}

```

```

(ipv6-path-mtu-discovery | noipv6-path-mtu-discovery);
ipv6-path-mtu-discovery-timeout;
no-tcp-rfc1323-paws;
no-tcp-rfc1323;
(path-mtu-discovery | no-path-mtu-discovery);
source-port upper-limit port-number;
(source-quench | no-source-quench);
tcp-drop-synfin-set;
}
kernel-replication;
license {
    autoupdate {
        url URL;
        password password;
    }
    renew before-expiration number;
    interval number
    traceoptions {
        file <filename> <files number> <size maximum-file-size> <world-readable |
            no-world-readable>;
        flag flag;
        no-remote-trace;
    }
}
location {
    altitude feet;
    building name;
    country-code code;
    floor number;
    hcoord horizontal-coordinate;
    lata service-area;
    latitude degrees;
    longitude degrees;
    npa-nxx number;
    postal-code postal-code;
    rack number;
    vcoord vertical-coordinate;
}
login {
    announcement "text";
    class class-name {
        access-end "hh<:mm:<ss>>";
        access-start "hh<:mm:<ss>>";
        allow-commands "regular-expression";
        ( allow-configuration | allow-configuration-regexps ) "regular expression 1" "regular
            expression 2";
        allowed-days [ sunday monday tuesday wednesday thursday friday saturday ];
        configuration-breadcrumbs;
        deny-commands "regular-expression";
        ( deny-configuration | deny-configuration-regexps ) "regular expression 1" "regular
            expression 2";
        idle-timeout minutes;
        logical-system logical-system-name;
        login-alarms;
        login-script filename;
        login-tip;
    }
}

```

```

    permissions [ permissions ];
    security-role [ security-role ] ;
}
deny-sources ( address address | apply-groups | apply-groups-except ) ;
message "text";
password {
    change-type ( character-sets | set-transitions );
    format ( des | md5 | sha1 );
    maximum-length length;
    minimum-changes number;
    minimum-length length;
    minimum-lower-cases number;
    minimum-numeric number;
    minimum-punctuations number;
    minimum-upper-cases number;
}
retry-options {
    backoff-factor number;
    backoff-threshold number;
    maximum-time number;
    minimum-time number;
    tries-before-disconnect number;
}
user username {
    authentication {
        ( encrypted-password "password" | plain-text-password );
        load-key-file filename;
        ssh-dsa "public-key" <from hostname>;
        ssh-ecdsa "public-key" <from hostname>;
        ssh-rsa "public-key" <from hostname>;
    }
    class class-name;
    full-name "complete-name";
    uid uid-value;
}
}
max-configurations-on-flash number;
mirror-flash-on-disk;
name-server {
    address;
}
nd-maxmcast-solicit
nd-retransmit-timer
no-multicast-echo;
no-neighbor-learn;
no-ping-record-route;
no-ping-time-stamp;
no-redirects;
no-redirects-ipv6;
ntp {
    authentication-key key-number type md5 value password;
    boot-server address;
    broadcast <address> <key-number> <ttl value> <version value>;
    broadcast-client;
    multicast-client <address>;
    peer address <key-number> <prefer> <version value>;
}

```

```
server address <key key-number> <prefer> <version value>;
source-address source-address;
trusted-key [ key-numbers ];
}
pic-console-authentication {
  (encrypted-password "encrypted-password" | plain-text-password);
}
ports {
  auxiliary {
    disable;
    insecure;
    type (ansi | small-xterm | vt100 | xterm);
    port-type (mini-usb | rj45);
  }
  console {
    disable;
    insecure;
    log-out-on-disconnect;
    type (ansi | small-xterm | vt100 | xterm);
  }
}
processes {
  process-name (enable | disable) failover (alternate-media | other-routing-engine);
  command path;
  timeout seconds;
}
proxy {
  password password;
  port port-number;
  server (hostname | ip-address);
  username username;
}
radius-options {
  attributes {
    nas-ip-address address;
  }
  password-protocol mschap-v2;
}
radius-server {
  server-address {
    accounting-port port-number;
    max-outstanding-requests number;
    port port-number;
    retry number;
    secret password;
    source-address source-address;
    timeout seconds;
  }
}
root-authentication {
  (encrypted-password "password" | plain-text-password);
  load-key-file filename;
  ssh-dsa "public-key" <from hostname>;
  ssh-ecdsa "public-key" <from hostname>;
  ssh-rsa "public-key" <from hostname>;
```

```

}
(saved-core-context | no-saved-core-context);
saved-core-files number;
scripts {
  load-scripts-from-flash;
  commit {
    allow-transients;
    direct-access;
    file filename.xml {
      checksum (md5 | sha-256 | sha1) hash;
      optional;
      refresh;
      refresh-from url;
      source url;
    }
    max-datasize
    refresh;
    refresh-from url;
    traceoptions {
      file <filename> <files number> <size maximum-file-size> <world-readable |
        no-world-readable>;
      flag flag;
      no-remote-trace;
    }
  }
}
op {
  file filename.xml {
    arguments {
      argument-name {
        description descriptive-text;
      }
    }
    checksum (md5 | sha-256 | sha1) hash;
    command filename-alias;
    description descriptive-text;
    refresh;
    refresh-from url;
    source url;
  }
  max-datasize
  no-allow-url
  refresh;
  refresh-from url;
  traceoptions {
    file <filename> <files number> <size maximum-file-size> <world-readable |
      no-world-readable>;
    flag flag;
    no-remote-trace;
  }
}
}
static-host-mapping {
  hostname {
    alias [ aliases ];
    inet [ addresses ];
    inet6 [ addresses ];
  }
}

```

```

    sysid system-identifier;
  }
}
syslog {
  allow-duplicates;
  archive <binary-data | no-binary-data> <files number> <size size> <world-readable |
    no-world-readable>;
  console {
    any | authorization | change-log | conflict-log | daemon | dfc | external | firewall | ftp
      | interactive-commands | kernel | ntp | pfe | security | user (alert | any | critical |
        emergency | error | info | none | notice | warning);
  }
  file filename {
    facility severity;
    allow-duplicates;
    any (alert | any | critical | emergency | error | info | none | notice | warning);
    archive <archive-sites {ftp-url <password password>}> <files number> <size size>
      <start-time "YYYY-MM-DD.hh:mm"> <transfer-interval minutes> <world-readable |
        no-world-readable>;
    authorization (alert | any | critical | emergency | error | info | none | notice | warning);
    change-log (alert | any | critical | emergency | error | info | none | notice | warning);
    conflict-log (alert | any | critical | emergency | error | info | none | notice | warning);
    daemon (alert | any | critical | emergency | error | info | none | notice | warning);
    dfc (alert | any | critical | emergency | error | info | none | notice | warning);
    explicit-priority;
    external (alert | any | critical | emergency | error | info | none | notice | warning);
    firewall (alert | any | critical | emergency | error | info | none | notice | warning);
    ftp (alert | any | critical | emergency | error | info | none | notice | warning);
    interactive-commands (alert | any | critical | emergency | error | info | none | notice
      | warning);
    kernel (alert | any | critical | emergency | error | info | none | notice | warning);
    match "regular-expression";
    ntp (alert | any | critical | emergency | error | info | none | notice | warning);
    pfe (alert | any | critical | emergency | error | info | none | notice | warning);
    security (alert | any | critical | emergency | error | info | none | notice | warning);
    structured-data {
      brief
    }
  }
  host (hostname | other-routing-engine | scc-master) {
    facility severity;
    authorization (alert | any | critical | emergency | error | info | none | notice | warning);
    change-log (alert | any | critical | emergency | error | info | none | notice | warning);
    conflict-log (alert | any | critical | emergency | error | info | none | notice | warning);
    daemon (alert | any | critical | emergency | error | info | none | notice | warning);
    dfc (alert | any | critical | emergency | error | info | none | notice | warning);
    explicit-priority;
    external (alert | any | critical | emergency | error | info | none | notice | warning);
    facility-override facility;
    firewall (alert | any | critical | emergency | error | info | none | notice | warning);
    ftp (alert | any | critical | emergency | error | info | none | notice | warning);
    interactive-commands (alert | any | critical | emergency | error | info | none | notice
      | warning);
    kernel (alert | any | critical | emergency | error | info | none | notice | warning);
    log-prefix string;
    match "regular-expression";
    ntp (alert | any | critical | emergency | error | info | none | notice | warning);
  }
}

```

```

    pfe (alert | any | critical | emergency | error | info | none | notice | warning);
    security (alert | any | critical | emergency | error | info | none | notice | warning);
    source-address source-address;
    structured-data {
        brief
        user (username | *) {
    }
    log-rotate-frequency minutes;
    server;
    source-address address;
    time-format (year | millisecond | year millisecond);
    user (username | *) {
        facility severity;
        match "regular-expression";
    }
}
tacplus-options {
    (exclude-cmd-attribute | no-cmd-attribute-value);
    service-name service-name;
}
tacplus-server {
    server-address {
        port port-number;
        secret password;
        single-connection;
        source-address source-address;
        timeout seconds;
    }
}
time-zone (GMT | GMT+hour-offset | GMT-hour-offset | zone-name);
tracing destination-override syslog host address;
use-imported-time-zones;
}
}
system {
    services {
        database-replication {
            traceoptions {
                file <filename> <files number> <match regular-expression>
                <size maximum-file-size> <world-readable | no-world-readable>;
                flag flag;
                no-remote-trace;
            }
        }
    }
    dhcp-local-server {
        authentication {
            password password;
            username-include {
                circuit-type;
                delimiter delimiter-character;
                domain-name domain-name;
                logical-system-name;
                mac-address;
                option-60;
                option-82 <circuit-id> <remote-id>;
                routing-instance-name;
            }
        }
    }
}

```

```

        user-prefix user-prefix;
    }
}
duplicate-clients-on-interface;
dynamic-profile (profile-name | junos-default-profile) <aggregate-clients <merge |
    replace> | use-primary primary-profile-name>;
forward-snooped-clients (all-interfaces | configured-interfaces |
    non-configured-interfaces);
group group-name {
    dynamic-profile (profile-name | junos-default-profile) <aggregate-clients <merge |
        replace> | use-primary primary-profile-name>;
    interface interface-name {
        exclude;
        overrides {
            ...same statements as at the [edit system services dhcp-local-server overrides]
              hierarchy level ...
        }
        trace;
        upto upto-interface-name;
    }
}
overrides {
    client-discover-match <option60-and-option82>;
    interface-client-limit number;
    no-arp;
    process-inform {
        pool pool-name;
    }
}
pool-match-order {
    external-authority;
    ip-address-first;
    option-82;
}
reconfigure {
    attempts attempt-count;
    clear-on-abort;
    strict;
    timeout timeout-value;
    token token-value;
    trigger {
        radius-disconnect;
    }
}
traceoptions {
    file <filename> <files number> <match regular-expression>
        <size maximum-file-size> <world-readable | no-world-readable>;
    flag flag;
    no-remote-trace;
}
}
dhcpv4-profiles profile-name {
    bind-interface interface-name;
    dead-server-retry-interval interval-in-seconds;
    dead-server-successive-retry-attempt number-of-attempts;
    dhcp-server-selection-algorithm (highest-priority-server | round-robin);
}

```



```

    lease-time time-in-seconds;
    pool-name pool-name;
    retransmission-attempt number-of-attempts;
    retransmission-interval interval-in-seconds;
    servers ip-address {
        priority value;
    }
}
dhcpv6-profiles profile-name {
    bind-interface interface-name;
    lease-time time-in-seconds;
    pool-name pool-name;
    retransmission-attempt number-of-attempts;
    retransmission-interval interval-in-seconds;
}
traceoptions {
    file <filename> <files number> <match regular-expression>
        <size maximum-file-size> <world-readable | no-world-readable>;
    flag flag;
    no-remote-trace;
}
}
finger {
    connection-limit limit;
    rate-limit limit;
}
flow-tap-dtcp {
    ssh {
        connection-limit limit;
        rate-limit limit;
    }
}
ftp {
    connection-limit limit;
    rate-limit limit;
}
local-policy-decision-function {
    statistics {
        aacl-statistics-profile profile-name {
            aacl-fields {
                address;
                all-fields;
                application;
                application-group;
                input-bytes;
                input-interface;
                input-packets;
                ipv6-address
                ipv6-prefix-length
                mask;
                output-bytes;
                output-packets;
                subscriber-name;
                timestamp;
                vrf-name;
            }
        }
    }
}

```

```
        file filename;
        record-type (delta | interim);
    }
    file filename {
        archive-sites {
            url;
        }
        files number;
        size bytes;
        transfer-interval minutes;
    }
    record-type (data | interim);
}
traceoptions {
    file <filename> <files number> <match regular-expression>
        <size maximum-file-size> <world-readable | no-world-readable>;
    flag flag;
    no-remote-trace;
}
}
netconf {
    ssh {
        connection-limit limit;
        port port;
        rate-limit limit;
    }
    traceoptions {
        file <filename> <files number> <match regular-expression> <size size>
            <world-readable | no-world-readable>;
        flag flag;
        no-remote-trace;
        on-demand;
    }
}
}
outbound-ssh {
    client client-id {
        address {
            port port-number;
            retry number;
            timeout seconds;
        }
        device-id device-id;
        keep-alive {
            retry number;
            timeout seconds;
        }
        reconnect-strategy (in-order | sticky);
        secret secret;
        services netconf;
    }
    traceoptions {
        file <filename> <files number> <match regular-expression>
            <size maximum-file-size> <world-readable | no-world-readable>;
        flag flag;
        no-remote-trace;
    }
}
```

```

}
resource-monitor {
  resource-category jtree {
    resource-type free-dwords {
      low-watermark number;
      high-watermark number;
    }
    resource-type free-pages {
      low-watermark number;
      high-watermark number;
    }
  }
  no-throttle;
  no-logging;
  high-threshold number;
  traceoptions {
    file filename <files number> <match regular-expression> <size maximum-file-size>
      <world-readable | no-world-readable>;
    flag flag;
    no-remote-trace;
  }
}
service-deployment {
  local-certificate certificate-name;
  servers {
    server-address {
      port port-number;
      security-options {
        (ssl3 | tls);
      }
      user username;
    }
  }
  source-address source-address;
  traceoptions {
    flag flag;
  }
}
ssh {
  ciphers [ cipher-1 cipher-2 cipher-3 ...]
  client-alive-count-max seconds;
  client-alive-interval seconds;
  connection-limit limit;
  hostkey-algorithm limit;
  key-exchange limit;
  macs limit;
  max-sessions-per-connection number;
  no-tcp-forwarding;
  protocol-version [v1 v2];
  rate-limit limit;
  root-login (allow | deny | deny-password);
}
subscriber-management {
  enforce-strict-scale-limit-license;
  gres-route-flush-delay;
  maintain-subscriber {

```

```

        interface-delete;
    }
    traceoptions {
        file filename <files number> <match regular-expression > <size maximum-file-size>
            <world-readable | no-world-readable>;
        flag flag;
        no-remote-trace;
    }
}
traceoptions {
    file filename <files number> <match regular-expression > <size maximum-file-size>
        <world-readable | no-world-readable>;
    flag flag;
    no-remote-trace;
}
telnet {
    connection-limit limit;
    rate-limit limit;
}
tftp-server {
    connection-limit limit;
    rate-limit limit;
}
xnm-clear-text {
    connection-limit limit;
    rate-limit limit;
}
xnm-ssl {
    connection-limit limit;
    local-certificate certificate-name;
    rate-limit limit;
}
}

```

Related Documentation • [Notational Conventions Used in Junos OS Configuration Hierarchies](#)

[\[edit vlans\] Hierarchy Level](#)

```

vlans {
    vlan-name {
        description text-description;
        domain-type bridge;
        forwarding-options {
            filter {
                input filter-name;
            }
            flood {
                input filter-name;
            }
        }
    }
    interface interface-name;
    l3-interface interface-name;
    multicast-snooping-options {
        ... same statements as in multicast-snooping-options ...
    }
}

```

```

    }
    no-irb-layer-2-copy;
    service-id number;
    switch-options {
        ... the switch-options subhierarchy appears after the main [edit vlans vlan-name]
           hierarchy ...
    }
    vlan-id (all | none | number);
    vlan-id-list [ vlan-id-numbers ];
    vlan-tags outer <tpid.>vlan-id <inner <tpid.>vlan-id>;
}

vlan-name {
    switch-options {
        interface interface-name {
            interface-mac-limit {
                limit;
                packet-action drop;
            }
            no-mac-learning;
            static-mac mac-address {
                vlan-id number;
            }
        }
        interface-mac-limit {
            limit;
            packet-action drop;
        }
        mac-statistics;
        mac-table-size {
            number-of-addresses;
            packet-action drop;
        }
        no-mac-learning;
    }
}
}

```


PART 3

Administration

- [Operational Commands: CLI Interface on page 163](#)
- [Operational Commands: Software Installation on page 183](#)
- [Operational Commands: System Monitoring on page 237](#)

CHAPTER 5

Operational Commands: CLI Interface

set cli complete-on-space

Syntax	set cli complete-on-space (off on)
Release Information	Command introduced before Junos OS Release 7.4. Command introduced in Junos OS Release 9.0 for EX Series switches.
Description	Set the command-line interface (CLI) to complete a partial command entry when you type a space or a tab. This is the default behavior of the CLI.
Options	off —Turn off command completion. on —Allow either a space or a tab to be used for command completion.
Required Privilege Level	view
Related Documentation	<ul style="list-style-type: none">• CLI User Interface Overview• show cli on page 173
List of Sample Output	set cli complete-on-space on page 164
Output Fields	When you enter this command, you are provided feedback on the status of your request.

Sample Output

set cli complete-on-space

In the following example, pressing the Spacebar changes the partial command entry from **com** to **complete-on-space**. The example shows how adding the keyword **off** at the end of the command disables command completion.

```
user@host> set cli com<Space>
user@host>set cli complete-on-space off
Disabling complete-on-space
```

set cli directory

Syntax	set cli directory <i>directory</i>
Release Information	Command introduced before Junos OS Release 7.4. Command introduced in Junos OS Release 9.0 for EX Series switches.
Description	Set the current working directory.
Options	<i>directory</i> —Pathname of the working directory.
Required Privilege Level	view
Related Documentation	<ul style="list-style-type: none">• CLI User Interface Overview• show cli directory on page 178
List of Sample Output	set cli directory on page 165
Output Fields	When you enter this command, you are provided feedback on the status of your request.

Sample Output

<code>set cli directory</code>	<pre>user@host> set cli directory /var/home/regress Current directory: /var/home/regress</pre>
--------------------------------	---

set cli idle-timeout

Syntax	set cli idle-timeout <minutes>
Release Information	Command introduced before Junos OS Release 7.4. Command introduced in Junos OS Release 9.0 for EX Series switches.
Description	Set the maximum time that an individual session can be idle before the user is logged off the router or switch.
Options	minutes —(Optional) Maximum idle time. The range of values, in minutes, is 0 through 100,000. If you do not issue this command, and the user's login class does not specify this value, the user is never forced off the system after extended idle times. Setting the value to 0 disables the timeout.
Required Privilege Level	view
Related Documentation	<ul style="list-style-type: none">• CLI User Interface Overview• show cli on page 173
List of Sample Output	set cli idle-timeout on page 166
Output Fields	When you enter this command, you are provided feedback on the status of your request.

Sample Output

set cli idle-timeout	user@host> set cli idle-timeout 60 Idle timeout set to 60 minutes
----------------------	--

set cli prompt

Syntax	set cli prompt <i>string</i>
Release Information	Command introduced before Junos OS Release 7.4. Command introduced in Junos OS Release 9.0 for EX Series switches.
Description	Set the prompt so that it is displayed within the CLI.
Options	<i>string</i> —CLI prompt string. To include spaces in the prompt, enclose the string in quotation marks. By default, the string is <i>username@hostname</i> .
Required Privilege Level	view
Related Documentation	<ul style="list-style-type: none">• CLI User Interface Overview• show cli on page 173
List of Sample Output	set cli prompt on page 167
Output Fields	When you enter this command, the new CLI prompt is displayed.

Sample Output

set cli prompt	user@host> set cli prompt lab1-router> lab1-router>
----------------	--

set cli restart-on-upgrade

Syntax	set cli restart-on-upgrade string (off on)
Release Information	Command introduced before Junos OS Release 7.4. Command introduced in Junos OS Release 9.0 for EX Series switches.
Description	For an individual session, set the CLI to prompt you to restart the router or switch after upgrading the software.
Options	off —Disables the prompt. on —Enables the prompt.
Required Privilege Level	view
Related Documentation	<ul style="list-style-type: none">• CLI User Interface Overview• show cli on page 173
List of Sample Output	set cli restart-on-upgrade on page 168
Output Fields	When you enter this command, you are provided feedback on the status of your request.

Sample Output

set cli restart-on-upgrade	user@host> set cli restart-on-upgrade on Enabling restart-on-upgrade
-------------------------------	---

set cli screen-length

Syntax	<code>set cli screen-length <i>length</i></code>
Release Information	Command introduced before Junos OS Release 7.4. Command introduced in Junos OS Release 9.0 for EX Series switches.
Description	Set terminal screen length.
Options	<i>length</i> —Number of lines of text that the terminal screen displays (0 through 10,000). The default is 24.
Additional Information	The point at which the ---(more)--- prompt appears on the screen is a function of this setting and the settings for the <code>set cli screen-width</code> and <code>set cli terminal</code> commands.
Required Privilege Level	view
Related Documentation	<ul style="list-style-type: none"> • CLI User Interface Overview • set cli screen-width on page 170 • set cli terminal on page 171 • show cli on page 173
List of Sample Output	set cli screen-length on page 169
Output Fields	When you enter this command, you are provided feedback on the status of your request.

Sample Output

```
set cli screen-length  user@host> set cli screen-length 75
Screen length set to 75
```

set cli screen-width

Syntax	set cli screen-width <i>width</i>
Release Information	Command introduced before Junos OS Release 7.4. Command introduced in Junos OS Release 9.0 for EX Series switches.
Description	Set the terminal screen width.
Options	<i>width</i> —Number of characters (0 through 1024) in a line. The default is 80.
Additional Information	The point at which the ---(more)--- prompt appears on the screen is a function of this setting and the settings for the set cli screen-length and set cli terminal commands.
Required Privilege Level	view
Related Documentation	<ul style="list-style-type: none">• CLI User Interface Overview• set cli screen-length on page 169• set cli terminal on page 171• show cli on page 173
List of Sample Output	set cli screen-width on page 170
Output Fields	When you enter this command, you are provided feedback on the status of your request.

Sample Output

set cli screen-width	user@host> set cli screen-width Screen width set to 132
-----------------------------	--

set cli terminal

Syntax	<code>set cli terminal <i>terminal-type</i></code>
Release Information	Command introduced before Junos OS Release 7.4. Command introduced in Junos OS Release 9.0 for EX Series switches.
Description	Set the terminal type.
Options	<p><i>terminal-type</i>—Type of terminal that is connected to the Ethernet management port:</p> <ul style="list-style-type: none"> • ansi—ANSI-compatible terminal (80 characters by 24 lines) • small-xterm—Small xterm window (80 characters by 24 lines) • vt100—VT100-compatible terminal (80 characters by 24 lines) • xterm—Large xterm window (80 characters by 65 lines)
Required Privilege Level	view
Related Documentation	<ul style="list-style-type: none"> • CLI User Interface Overview • set cli screen-length on page 169 • set cli screen-width on page 170 • show cli on page 173
List of Sample Output	set cli terminal on page 171
Output Fields	This command provides no output.

Sample Output

`set cli terminal` `user@host> set cli terminal xterm`

set cli timestamp

Syntax	set cli timestamp (format <i>timestamp-format</i> disable)
Release Information	Command introduced before Junos OS Release 7.4. Command introduced in Junos OS Release 9.0 for EX Series switches.
Description	Set a timestamp for CLI output.
Options	<p>format <i>timestamp-format</i>—Set the date and time format for the timestamp. The timestamp format you specify can include the following placeholders in any order:</p> <ul style="list-style-type: none">• %m—Two-digit month• %d—Two-digit date• %T—Six-digit hour, minute, and seconds <p>disable—Remove the timestamp from the CLI.</p>
Required Privilege Level	view
Related Documentation	<ul style="list-style-type: none">• CLI User Interface Overview• show cli on page 173
List of Sample Output	set cli timestamp on page 172
Output Fields	When you enter this command, you are provided feedback on the status of your request.

Sample Output

```
set cli timestamp      user@host> set cli timestamp format '%m-%d-%T'
                        '04-21-17:39:13'
                        CLI timestamp set to: '%m-%d-%T'
```

show cli

Syntax	show cli
Syntax (QFX Series)	show cli <authorization> <directory> <history <i>count</i> >
Release Information	Command introduced before Junos OS Release 7.4. Command introduced in Junos OS Release 9.0 for EX Series switches. Command introduced in Junos OS Release 11.1 for the QFX Series.
Description	Display configured CLI settings.
Options	This command has no options.
Required Privilege Level	view
List of Sample Output	show cli on page 174
Output Fields	Table 7 on page 173 lists the output fields for the show cli command. Output fields are listed in the approximate order in which they appear.

Table 7: show cli Output Fields

Field Name	Field Description
CLI complete-on-space	Capability to complete a partial command entry when you type a space or a tab: on or off .
CLI idle-timeout	Maximum time that an individual session can be idle before the user is logged out from the router or switch. When this feature is enabled, the number of minutes is displayed. Otherwise, the state is disabled .
CLI restart-on-upgrade	CLI is set to prompt you to restart the router or switch after upgrading the software: on or off .
CLI screen-length	Number of lines of text that the terminal screen displays.
CLI screen-width	Number of characters in a line on the terminal screen.
CLI terminal	Terminal type.
CLI is operating in	Mode: enhanced .
CLI timestamp	Date and time format for the timestamp. If the timestamp is not set, the state is disabled .
CLI working directory	Pathname of the working directory.

Sample Output

show cli

```
user@host> show cli
CLI complete-on-space set to on
CLI idle-timeout disabled
CLI restart-on-upgrade set to on
CLI screen-length set to 47
CLI screen-width set to 132
CLI terminal is 'vt100'
CLI is operating in enhanced mode
CLI timestamp disabled
CLI working directory is '/var/home/regress'
```

show cli authorization

Syntax	show cli authorization
Release Information	Command introduced before Junos OS Release 7.4. Command introduced in Junos OS Release 9.0 for EX Series switches. Command introduced in Junos OS Release 11.1 for the QFX Series.
Description	Display the permissions for the current user.
Options	This command has no options.
Required Privilege Level	view
List of Sample Output	show cli authorization on page 177
Output Fields	Table 8 on page 175 lists the output fields for the show cli authorization command. In the table, all possible permissions are displayed and output fields are listed in alphabetical order.

Table 8: show cli authorization Output Fields

Field Name	Field Description
access	Can view access configuration information.
access-control	Can modify access configuration.
admin	Can view user account information.
admin-control	Can modify user account information.
clear	Can clear learned network information.
configure	Can enter configuration mode.
control	Can modify any configuration.
edit	Can edit configuration files.
field	Reserved for field (debugging) support.
firewall	Can view firewall configuration information.
firewall-control	Can modify firewall configuration information.
floppy	Can read from and write to removable media.
flow-tap	Can view flow-tap configuration information.

Table 8: show cli authorization Output Fields (*continued*)

Field Name	Field Description
flow-tap-control	Can configure flow-tap configuration information.
idp-profiler-operation	Can configure Profiler data.
interface	Can view interface configuration information.
interface-control	Can modify interface configuration information.
maintenance	Can perform system maintenance.
network	Can access the network by entering the ping , ssh , telnet , and traceroute commands.
pgcp-session-mirroring	Can view Packet Gateway Control Protocol session mirroring configuration.
pgcp-session-mirroring-control	Can modify Packet Gateway Control Protocol session mirroring configuration all-control.
reset	Can reset or restart interfaces and system processes.
rollback	Can roll back to previous configurations.
routing	Can view routing configuration information.
routing-control	Can modify routing configuration information.
secret	Can view passwords and authentication keys in the configuration.
secret-control	Can modify passwords and authentication keys in the configuration.
security	Can view security configuration information.
security-control	Can modify security configuration information.
shell	Can start a local shell.
snmp	Can view SNMP configuration information.
snmp-control	Can modify SNMP configuration information.
system	Can view system configuration information.
system-control	Can modify system configuration information.
trace	Can view trace file settings information.

Table 8: show cli authorization Output Fields (*continued*)

Field Name	Field Description
trace-control	Can modify trace file settings information.
view	Can view current values and statistics.
view-configuration	Can view all configuration information (not including secrets).

Sample Output

show cli authorization

```

user@host> show cli authorization
Current user: 'remote' login: 'user' class ''
Permissions:
  admin      -- Can view user accounts
  admin-control-- Can modify user accounts
  clear      -- Can clear learned network information
  configure  -- Can enter configuration mode
  control    -- Can modify any configuration
  edit       -- Can edit full files
  field      -- Special for field (debug) support
  floppy     -- Can read and write from the floppy
  interface  -- Can view interface configuration
  interface-control-- Can modify interface configuration
  network    -- Can access the network
  reset      -- Can reset/restart interfaces and daemons
  routing    -- Can view routing configuration
  routing-control-- Can modify routing configuration
  shell      -- Can start a local shell
  snmp       -- Can view SNMP configuration
  snmp-control-- Can modify SNMP configuration
  system     -- Can view system configuration
  system-control-- Can modify system configuration
  trace      -- Can view trace file settings
  trace-control-- Can modify trace file settings
  view       -- Can view current values and statistics
  maintenance -- Can become the super-user
  firewall   -- Can view firewall configuration
  firewall-control-- Can modify firewall configuration
  secret     -- Can view secret configuration
  secret-control-- Can modify secret configuration
  rollback   -- Can rollback to previous configurations
  security   -- Can view security configuration
  security-control-- Can modify security configuration
  access     -- Can view access configuration
  access-control-- Can modify access configuration
  view-configuration-- Can view all configuration (not including secrets)
  flow-tap   -- Can view flow-tap configuration
  flow-tap-control-- Can configure flow-tap service
Individual command authorization:
  Allow regular expression: none
  Deny regular expression: none
  Allow configuration regular expression: none
  Deny configuration regular expression: none

```

show cli directory

Syntax	show cli directory
Release Information	Command introduced before Junos OS Release 7.4. Command introduced in Junos OS Release 9.0 for EX Series switches. Command introduced in Junos OS Release 11.1 for the QFX Series.
Description	Display the current working directory.
Options	This command has no options.
Required Privilege Level	view
List of Sample Output	show cli directory on page 178
Output Fields	Table 9 on page 178 lists the output fields for the show cli directory command. Output fields are listed in the approximate order in which they appear.

Table 9: show cli directory Output Fields

Field Name	Field Description
Current directory	Pathname of the current working directory.

Sample Output

show cli directory	user@host> show cli directory Current directory: /var/home/regress
---------------------------	---

show cli history

Syntax	<code>show cli history</code> <code><count></code>
Release Information	Command introduced before Junos OS Release 7.4. Command introduced in Junos OS Release 9.0 for EX Series switches. Command introduced in Junos OS Release 11.1 for the QFX Series.
Description	Display a list of previous CLI commands.
Options	none —Display all previous CLI commands. count —(Optional) Maximum number of commands to display.
Required Privilege Level	view
List of Sample Output	show cli history on page 179
Output Fields	Table 10 on page 179 lists the output fields for the show cli history command. Output fields are listed in the approximate order in which they appear.


Table 10: show cli history Output Fields

Field Name	Field Description
<i>timestamp</i>	Time at which the command was entered.
<i>command-syntax</i>	Command that was entered.

Sample Output

```
show cli history
user@host> show cli history
11:14:14 -- show arp
11:22:10 -- show cli authorization
11:27:12 -- show cli history
```

start shell

Syntax	start shell (csh sh) <user <i>username</i> >
Release Information	Command introduced before Junos OS Release 7.4. Command introduced in Junos OS Release 9.0 for EX Series switches. Command introduced in Junos OS Release 11.1 for the QFX Series.
Description	Exit from the CLI environment and create a UNIX-level shell. To return to the CLI, type exit from the shell.
	<div> NOTE:<ul style="list-style-type: none">• To issue this command, the user must have the required login access privileges configured by including the permissions statement at the [edit system login class <i>class-name</i>] hierarchy level.• UNIX wheel group membership or permissions are no longer required to issue this command.</div>
Options	csh —Create a UNIX C shell. sh —Create a UNIX Bourne shell. user <i>username</i> —(Optional) Start the shell as another user.
Additional Information	When you are in the shell, the shell prompt has the following format: <i>username@hostname%</i> An example of the prompt is: root@host%
Required Privilege Level	shell and maintenance
List of Sample Output	start shell csh on page 181
Output Fields	When you enter this command, you are provided feedback on the status of your request.

Sample Output

start shell csh

```
user@host> start shell csh
%

exit
%

username@hostname% start shell sh
%

exit
user@host>
```


CHAPTER 6

Operational Commands: Software Installation

request system license add

Syntax	<code>request system license add (<i>filename</i> terminal)</code>
Release Information	Command introduced before Junos OS Release 7.4. Command introduced in Junos OS Release 9.0 for EX Series switches. Command introduced in Junos OS Release 11.1 for the QFX Series.
Description	Add a license key.
Options	<i>filename</i> —License key from a file or URL. Specify the filename or the URL where the key is located. <i>terminal</i> —License key from the terminal.
Required Privilege Level	maintenance
Related Documentation	<ul style="list-style-type: none">• Adding New Licenses (CLI Procedure)
List of Sample Output	request system license add on page 184
Output Fields	When you enter this command, you are provided feedback on the status of your request.

Sample Output

```
request system license add user@host> request system license add terminal
```

request system license delete

Syntax	request system license delete <i>license-id</i>
Syntax (QFX Series)	request system license delete <i>license-identifier</i>
Release Information	Command introduced before Junos OS Release 7.4. Command introduced in Junos OS Release 9.0 for EX Series switches. Command introduced in Junos OS Release 11.1 for the QFX Series.
Description	Delete a license key. You can delete only one license at a time.
Options	<i>license-id</i> —License ID that uniquely identifies a license key. <i>license-identification</i> —(QFX Series) License ID that uniquely identifies a license key.
Required Privilege Level	maintenance
Related Documentation	<ul style="list-style-type: none"> Deleting a License (CLI Procedure)
List of Sample Output	request system license delete on page 185
Output Fields	When you enter this command, you are provided feedback on the status of your request.

Sample Output

```
request system license delete user@host> request system license delete G03000002223
```

request system license save

Syntax	<code>request system license save (<i>filename</i> terminal)</code>
Release Information	Command introduced before Junos OS Release 7.4. Command introduced in Junos OS Release 9.0 for EX Series switches. Command introduced in Junos OS Release 11.1 for the QFX Series.
Description	Save installed license keys to a file or URL.
Options	<i>filename</i> —License key from a file or URL. Specify the filename or the URL where the key is located. <i>terminal</i> —License key from the terminal.
Required Privilege Level	maintenance
Related Documentation	<ul style="list-style-type: none">• Saving License Keys
List of Sample Output	request system license save on page 186
Output Fields	When you enter this command, you are provided feedback on the status of your request.

Sample Output

`request system license save` `user@host> request system license save ftp://user@host/license.conf`

request system reboot

Syntax	request system reboot <at <i>time</i> > <both-routing-engines> <in <i>minutes</i> > <media (compact-flash disk removable-compact-flash usb)> <message " <i>text</i> "> <other-routing-engine>
Syntax (EX Series Switches)	request system reboot <all-members> <at <i>time</i> > <both-routing-engines> <in <i>minutes</i> > <local> <media (external internal)> <member <i>member-id</i> > <message " <i>text</i> "> <other-routing-engine> <slice <i>slice</i> >
Syntax (TX Matrix Router)	request system reboot <all-chassis all-lcc lcc <i>number</i> scc> <at <i>time</i> > <both-routing-engines> <in <i>minutes</i> > <media (compact-flash disk)> <message " <i>text</i> "> <other-routing-engine>
Syntax (TX Matrix Plus Router)	request system reboot <all-chassis all-lcc lcc <i>number</i> sfc <i>number</i> > <at <i>time</i> > <both-routing-engines> <in <i>minutes</i> > <media (compact-flash disk)> <message " <i>text</i> "> <other-routing-engine> <partition (1 2 alternate)>
Syntax (MX Series Router)	request system reboot <all-members> <at <i>time</i> > <both-routing-engines> <in <i>minutes</i> > <local> <media (external internal)> <member <i>member-id</i> > <message " <i>text</i> "> <other-routing-engine>
Release Information	Command introduced before Junos OS Release 7.4.

Option **other-routing-engine** introduced in Junos OS Release 8.0.

Command introduced in Junos OS Release 9.0 for EX Series switches.

Option **sfc** introduced for the TX Matrix Plus router in Junos OS Release 9.6.

Option **both-routing-engines** introduced in Junos OS Release 12.1.

Description Reboot the software.

Options **none**—Reboot the software immediately.

all-chassis—(TX Matrix and TX Matrix Plus routers only) (Optional) On a TX Matrix router or TX Matrix Plus router, reboot all routers connected to the TX Matrix or TX Matrix Plus router, respectively.

all-lcc—(TX Matrix and TX Matrix Plus routers only) (Optional) On a TX Matrix router or TX Matrix Plus router, reboot all line card chassis connected to the TX Matrix or TX Matrix Plus router, respectively.

all-members—(EX4200 switches and MX Series routers only) (Optional) Reboot the software on all members of the Virtual Chassis configuration.

at time—(Optional) Time at which to reboot the software, specified in one of the following ways:

- **now**—Stop or reboot the software immediately. This is the default.
- **+minutes**—Number of minutes from now to reboot the software.
- **yymmddhhmm**—Absolute time at which to reboot the software, specified as year, month, day, hour, and minute.
- **hh:mm**—Absolute time on the current day at which to stop the software, specified in 24-hour time.

both-routing-engines—(Optional) Reboot both Routing Engines at the same time.

in minutes—(Optional) Number of minutes from now to reboot the software. This option is an alias for the **at +minutes** option.

lcc number—(TX Matrix and TX Matrix Plus routers only) (Optional) On a TX Matrix router or TX Matrix Plus router, the number of a specified line card chassis connected to the TX Matrix or TX Matrix Plus router, respectively. Replace **number** with a value from 0 through 3.

local—(EX4200 switches and MX Series routers only) (Optional) Reboot the software on the local Virtual Chassis member.

media (compact-flash | disk | removable-compact-flash | usb)—(Optional) Boot medium for next boot. (The options **removable-compact-flash** and **usb** pertain to the J Series routers only.)

media (external | internal)—(EX Series switches and MX Series routers only) (Optional) Reboot the boot media:

- **external**—Reboot the external mass storage device.

- **internal**—Reboot the internal flash device.

member *member-id*—(EX4200 switches and MX Series routers only) (Optional) Reboot the software on the specified member of the Virtual Chassis configuration. For EX4200 switches, replace *member-id* with a value from 0 through 9. For an MX Series Virtual Chassis, replace *member-id* with a value of 0 or 1.

message "*text*"—(Optional) Message to display to all system users before stopping or rebooting the software.

other-routing-engine—(Optional) Reboot the other Routing Engine from which the command is issued. For example, if you issue the command from the master Routing Engine, the backup Routing Engine is rebooted. Similarly, if you issue the command from the backup Routing Engine, the master Routing Engine is rebooted.

partition—(TX Matrix Plus routers only) (Optional) Reboot using the specified partition on the boot media. This option has the following suboptions:

- **1**—Reboot from partition 1.
- **2**—Reboot from partition 2.
- **alternate**—Reboot from the alternate partition.

scc—(TX Matrix routers only) (Optional) Reboot the Routing Engine on the TX Matrix switch-card chassis. If you issue the command from re0, re0 is rebooted. If you issue the command from re1, re1 is rebooted.

sfc *number*—(TX Matrix Plus routers only) (Optional) Reboot the Routing Engine on the TX Matrix Plus switch-fabric chassis. If you issue the command from re0, re0 is rebooted. If you issue the command from re1, re1 is rebooted. Replace *number* with 0.

slice *slice*—(EX Series switches only) (Optional) Reboot a partition on the boot media. This option has the following suboptions:

- **1**—Power off partition 1.
- **2**—Power off partition 2.
- **alternate**—Reboot from the alternate partition.

Additional Information Reboot requests are recorded in the system log files, which you can view with the **show log** command (see [show log](#)). Also, the names of any running processes that are scheduled to be shut down are changed. You can view the process names with the **show system processes** command (see [show system processes](#)).

On a TX Matrix or TX Matrix Plus router, if you issue the **request system reboot** command on the master Routing Engine, all the master Routing Engines connected to the routing matrix are rebooted. If you issue this command on the backup Routing Engine, all the backup Routing Engines connected to the routing matrix are rebooted.



NOTE: Before issuing the `request system reboot` command on a TX Matrix Plus router with no options or the `all-chassis`, `all-lcc`, `lcc number`, or `sfc` options, verify that master Routing Engine for all routers in the routing matrix are in the same slot number. If the master Routing Engine for a line-card chassis is in a different slot number than the master Routing Engine for a TX Matrix Plus router, the line-card chassis might become logically disconnected from the routing matrix after the `request system reboot` command.



NOTE: To reboot a router that has two Routing Engines, reboot the backup Routing Engine (if you have upgraded it) first, and then reboot the master Routing Engine.

Required Privilege Level	maintenance
Related Documentation	<ul style="list-style-type: none">• <code>clear system reboot</code>• <code>request system halt</code>• <code>request system reboot</code>• Rebooting and Halting a QFX Series Product
List of Sample Output	request system reboot on page 191 request system reboot (at 2300) on page 191 request system reboot (in 2 Hours) on page 191 request system reboot (Immediately) on page 191 request system reboot (at 1:20 AM) on page 191
Output Fields	When you enter this command, you are provided feedback on the status of your request.

Sample Output

request system reboot user@host> request system reboot
Reboot the system ? [yes,no] (no)

**request system reboot
(at 2300)** user@host> request system reboot at 2300 message ?Maintenance time!?
Reboot the system ? [yes,no] (no) yes

shutdown: [pid 186]
*** System shutdown message from root@berry.network.net ***
System going down at 23:00

**request system reboot
(in 2 Hours)** The following example, which assumes that the time is 5 PM (17:00), illustrates
three different ways to request the system to reboot in two hours:

```
user@host> request system reboot at +120
user@host> request system reboot in 120
user@host> request system reboot at 19:00
```

**request system reboot
(Immediately)** user@host> request system reboot at now

**request system reboot
(at 1:20 AM)** To reboot the system at 1:20 AM, enter the following command. Because 1:20 AM is
the next day, you must specify the absolute time.

user@host> request system reboot at 06060120
request system reboot at 120
Reboot the system at 120? [yes,no] (no) yes

request system snapshot

Syntax	request system snapshot <partition>
Syntax (ACX Series Routers)	request system snapshot <media <i>type</i> > <partition>
Syntax (EX Series Switches)	request system snapshot <all-members local member <i>member-id</i> > <media <i>type</i> > <partition> <re0 re1 routing-engine <i>routing-engine-id</i> > <slice alternate>
Syntax (J Series Routers)	request system snapshot <as-primary> <config-size <i>size</i> > <data-size <i>size</i> > <factory> <media <i>type</i> > <partition> <root-size <i>size</i> > <swap-size <i>size</i> >
Syntax (MX Series Routers)	request system snapshot <all-members> <local> <member <i>member-id</i> > <partition>
Syntax (TX Matrix Routers)	request system snapshot <all-chassis all-lcc lcc <i>number</i> scc> <partition>
Syntax (TX Matrix Plus Routers)	request system snapshot <all-chassis all-lcc lcc <i>number</i> sfc <i>number</i> > <partition>
Release Information	Command introduced before Junos OS Release 7.4. Command introduced in Junos OS Release 10.0 for EX Series switches.
Description	<ul style="list-style-type: none"> On the router, back up the currently running and active file system partitions to standby partitions that are not running. Specifically, the root file system (/) is backed up to /altroot, and /config is backed up to /altconfig. The root and /config file systems are on the router's flash drive, and the /altroot and /altconfig file systems are on the router's hard drive. On the switch, take a snapshot of the files currently used to run the switch—the complete contents of the root (/) , /altroot, /config, /var, and /var-tmp directories, which include the running Junos OS, the active configuration, and log files.



CAUTION: After you run the **request system snapshot** command, you cannot return to the previous version of the software, because the running and backup copies of the software are identical.

Options The specific options available depend upon the router or switch:

none—Back up the currently running software as follows:

- On the router, back up the currently running and active file system partitions to standby partitions that are not running. Specifically, the root file system (/) is backed up to **/altroot**, and **/config** is backed up to **/altconfig**. The root and **/config** file systems are on the router's flash drive, and the **/altroot** and **/altconfig** file systems are on the router's hard drive.
- On the switch, take a snapshot of the files currently used to run the switch and copy them to the media that the switch did not boot from. If the switch is booted from internal media, the snapshot is copied to external (USB) media. If the switch is booted from external (USB) media, the snapshot is copied to internal media.
- If the snapshot destination is external media but a USB flash drive is not connected, an error message is displayed.
- If the automatic snapshot procedure is already in progress, the command returns the following error: **Snapshot already in progress. Cannot start manual snapshot.** For additional information about the automatic snapshot feature, see *Understanding Resilient Dual-Root Partitions on Switches*.

all-chassis | all-lcc | lcc *number* —(TX Matrix and TX Matrix Plus router only) (Optional)

- **all-chassis**—On a TX Matrix router, archive data and executable areas for all Routing Engines in the chassis. On a TX Matrix Plus router, archive data and executable areas for all Routing Engines in the chassis.
- **all-lcc**—On a TX Matrix router, archive data and executable areas for all T640 routers (or line-card chassis) connected to a TX Matrix router. On a TX Matrix Plus router, archive data and executable areas for all T1600 routers (or line-card chassis) connected to a TX Matrix Plus router.
- **lcc *number***—On a TX Matrix router, archive data and executable areas for a specific T640 router (or line-card chassis) that is connected to a TX Matrix router. On a TX Matrix Plus router, archive data and executable areas for a specific T1600 router (or line-card chassis) that is connected to a TX Matrix Plus router. Replace ***number*** with a value from **0** through **3**.

all-members | local | member *member-id*—(EX Series Virtual Chassis and MX Series routers only) (Optional) Specify where to place the snapshot (archive data and executable areas) in a Virtual Chassis:

- **all-members**—Create a snapshot (archive data and executable areas) for all members of the Virtual Chassis.

- **local**—Create a snapshot (archive data and executable areas) on the member of the Virtual Chassis that you are currently logged into.
- **member *member-id***—Create a snapshot (archive data and executable areas) for the specified member of the Virtual Chassis.

as-primary—(J Series routers only) (Optional) Create a snapshot that can be used to replace the medium in the primary compact flash drive. This option can be used on the removable compact flash only. The option copies the default files that were loaded on the primary compact flash drive when it was shipped from the factory, plus the rescue configuration if one has been set. This option is useful if you have multiple routers and want to use the same software and configuration on each router. After a boot device is created as a primary compact flash drive, it can operate in only a primary compact flash drive slot. This option causes the boot medium to be partitioned.

config-size *size*—(J Series routers only) (Optional) Specify the size of the config partition, in megabytes. The default value is **10** percent of physical memory on the boot partition. The config partition is mounted on **/config**, and the configuration files are stored in this partition. This option causes the boot medium to be partitioned.

data-size *size*—(J Series routers only) (Optional) Specify the size of the data partition, in megabytes. The default value is **0** MB. The data partition is mounted on **/data**. This space is not used by the router, and can be used for extra storage. This option causes the boot medium to be partitioned.

factory—(J Series routers only) (Optional) Copy only default files that were loaded on the primary compact flash drive when it was shipped from the factory, plus the rescue configuration if one has been set. After the boot medium is created with the factory option, it can operate in only the primary compact flash drive.

media *type*—(J Series routers and EX Series switches only)(Optional) Specify the boot device the software is copied to:

- **compact-flash**—Copy software to the primary compact flash drive.
- **external**—(EX Series switches only) Copy software to an external mass storage device, such as a USB flash drive. If a USB drive is not connected, the switch displays an error message.
- **internal**—(EX Series switches only) Copy software to an internal flash drive.
- **removable-compact-flash**—Copy software to the removable compact flash drive.
- **usb**—(ACX Series, M320, T640, MX960, and J Series routers only) Copy software to the device connected to the USB port.

partition—(Optional) Repartition the flash drive before a snapshot occurs. If the partition table on the flash drive is corrupted, the **request system snapshot** command fails and reports errors. The partition option is supported only for restoring the software image from the hard drive to the flash drive.

(Routers only) You cannot issue the **request system snapshot** command when you enable flash disk mirroring. We recommend that you disable flash disk mirroring when you upgrade or downgrade the software. For more information, see the Junos OS System Basics Configuration Guide.

(EX Series switches only) If the snapshot destination is the media that the switch did not boot from, you must use the **partition** option.

re0 | re1 | routing-engine routing-engine-id—(EX6200 and EX8200 switches only) Specify where to place the snapshot in a redundant Routing Engine configuration.

- **re0**—Create a snapshot on Routing Engine 0.
- **re1**—Create a snapshot on Routing Engine 1.
- **routing-engine routing-engine-id**—Create a snapshot on the specified Routing Engine.

root-size size—(J Series routers only) (Optional) Specify the size of the root partition, in megabytes. The default value is one-third of the physical memory minus the config, data, and swap partitions. The root partition is mounted on / and does not include configuration files. This option causes the boot medium to be partitioned.

slice alternate—(EX Series switches only) (Optional) Take a snapshot of the active root partition and copy it onto the alternate slice on the boot media.

scc—(TX Matrix routers only) (Optional) Archive data and executable areas for a TX Matrix router (or switch-card chassis).

sfc number—(TX Matrix Plus routers only) (Optional) Archive data and executable areas for a TX Matrix Plus router (or switch-fabric chassis). Replace *number* with 0.

swap-size size—(J Series router only) (Optional) Specify the size of the swap partition, in megabytes. The default value is one-third of the physical memory on a boot medium larger than 128 MB, or 0 MB on a smaller boot device. The swap partition is used for swap files and software failure memory snapshots. Software failure memory snapshots are saved to the boot medium only if it is specified as the dump device in the system dump-device configuration hierarchy. This option causes the boot medium to be partitioned.

Additional Information

- (Routers only) Before upgrading the software on the router, when you have a known stable system, issue the **request system snapshot** command to back up the software, including the configuration, to the **/altroot** and **/altconfig** file systems. After you have upgraded the software on the router and are satisfied that the new packages are successfully installed and running, issue the **request system snapshot** command again to back up the new software to the **/altroot** and **/altconfig** file systems.
- (Routers only) You cannot issue the **request system snapshot** command when you enable flash disk mirroring. We recommend that you disable flash disk mirroring when you upgrade or downgrade the software. For more information, see the Junos OS System Basics Configuration Guide

- (TX Matrix and TX Matrix Plus routers only) On a routing matrix, if you issue the **request system snapshot** command on the master Routing Engine, all the master Routing Engines connected to the routing matrix are backed up. If you issue this command on the backup Routing Engine, all the backup Routing Engines connected to the routing matrix are backed up.

Required Privilege Level maintenance

Related Documentation

- [show system snapshot on page 234](#)
- show system auto-snapshot

List of Sample Output

[request system snapshot \(Routers\) on page 197](#)
[request system snapshot \(EX Series Switches\) on page 197](#)
[request system snapshot \(When the Partition Flag Is On\) on page 197](#)
[request system snapshot \(When Mirroring Is Enabled\) on page 197](#)
[request system snapshot all-lcc \(Routing Matrix\) on page 197](#)
[request system snapshot all-members \(Virtual Chassis\) on page 197](#)

Output Fields When you enter this command, you are provided feedback on the status of your request.

Sample Output

request system snapshot (Routers)

```
user@host> request system snapshot
umount: /altroot: not currently mounted
Copying / to /altroot.. (this may take a few minutes)
umount: /altconfig: not currently mounted
Copying /config to /altconfig.. (this may take a few minutes)

The following filesystems were archived: / /config
```

request system snapshot (EX Series Switches)

```
user@switch> request system snapshot partition
Clearing current label...
Partitioning external media (/dev/da1) ...
Partitions on snapshot:

    Partition Mountpoint Size Snapshot argument
    s1a      /altroot   179M none
    s2a      /          180M none
    s3d      /var/tmp   361M none
    s3e      /var       121M none
    s4d      /config    60M  none
Copying '/dev/da0s1a' to '/dev/da1s1a' .. (this may take a few minutes)
Copying '/dev/da0s2a' to '/dev/da1s2a' .. (this may take a few minutes)
Copying '/dev/da0s3d' to '/dev/da1s3d' .. (this may take a few minutes)
Copying '/dev/da0s3e' to '/dev/da1s3e' .. (this may take a few minutes)
Copying '/dev/da0s4d' to '/dev/da1s4d' .. (this may take a few minutes)
The following filesystems were archived: /altroot / /var/tmp /var /config
```

request system snapshot (When the Partition Flag Is On)

```
user@host> request system snapshot partition
Performing preliminary partition checks ...
Partitioning ad0 ...
umount: /altroot: not currently mounted
Copying / to /altroot.. (this may take a few minutes)

The following filesystems were archived: / /config
```

request system snapshot (When Mirroring Is Enabled)

```
user@host> request system snapshot
Snapshot is not possible since mirror-flash-on-disk is configured.
```

request system snapshot all-lcc (Routing Matrix)

```
user@host> request system snapshot all-lcc
lcc0-re0:
-----
Copying '/' to '/altroot' .. (this may take a few minutes)
Copying '/config' to '/altconfig' .. (this may take a few minutes)
The following filesystems were archived: / /config

lcc2-re0:
-----
Copying '/' to '/altroot' .. (this may take a few minutes)
Copying '/config' to '/altconfig' .. (this may take a few minutes)
The following filesystems were archived: / /config
```

request system

```
user@switch> request system snapshot all-members media internal
fpc0:
```

snapshot all-members
(Virtual Chassis)

Copying '/dev/da0s2a' to '/dev/da0s1a' .. (this may take a few minutes)
The following filesystems were archived: /

fpc1:

Copying '/dev/da0s2a' to '/dev/da0s1a' .. (this may take a few minutes)
The following filesystems were archived: /

fpc2:

Copying '/dev/da0s2a' to '/dev/da0s1a' .. (this may take a few minutes)
The following filesystems were archived: /

fpc3:

Copying '/dev/da0s2a' to '/dev/da0s1a' .. (this may take a few minutes)
The following filesystems were archived: /

fpc4:

Copying '/dev/da0s2a' to '/dev/da0s1a' .. (this may take a few minutes)
The following filesystems were archived: /

fpc5:

Copying '/dev/da0s2a' to '/dev/da0s1a' .. (this may take a few minutes)
The following filesystems were archived: /

request system software add

Syntax	<pre>request system software add <i>package-name</i> <best-effort-load> <delay-restart> <force> <no-copy> <no-validate> <re0 re1> <reboot> <set [<i>package-name package-name</i>]> <unlink> <validate></pre>
Syntax (EX Series Switches)	<pre>request system software add <i>package-name</i> <best-effort-load> <delay-restart> <force> <no-copy> <no-validate> <re0 re1> <reboot> <set [<i>package-name package-name</i>]> <validate></pre>
Syntax (TX Matrix Router)	<pre>request system software add <i>package-name</i> <best-effort-load> <delay-restart> <force> <lcc <i>number</i> scc> <no-copy> <no-validate> <re0 re1> <reboot> <set [<i>package-name package-name</i>]> <unlink> <validate></pre>
Syntax (TX Matrix Plus Router)	<pre>request system software add <i>package-name</i> <best-effort-load> <delay-restart> <force> <lcc <i>number</i> sfc <i>number</i>> <no-copy> <no-validate> <re0 re1> <reboot> <set [<i>package-name package-name</i>]> <unlink> <validate></pre>
Syntax (MX Series Router)	<pre>request system software add <i>package-name</i> <best-effort-load> <delay-restart></pre>

```

<force>
<member member-id>
<no-copy>
<no-validate>
<re0 | re1>
<reboot>
<set [package-name package-name]>
<unlink>
<validate>

```

Syntax (QFX Series) `request system software add package-name`

```

<best-effort-load>
<component all>
<delay-restart>
<force>
<no-copy>
<no-validate>
<partition>
<reboot>
<unlink>
<validate>

```

Release Information Command introduced before Junos OS Release 7.4.
best-effort-load and **unlink** options added in Junos OS Release 7.4.
 Command introduced in Junos OS Release 9.0 for EX Series switches.
sfc option introduced for the TX Matrix Plus router in Junos OS Release 9.6.
 Command introduced in Junos OS Release 11.1 for the QFX Series.
set [*package-name package-name*] option added in Junos OS Release 11.1 for EX Series switches.
set [*package-name package-name*] option added in Junos OS Release 12.2 for M Series, MX Series, T Series routers, and Branch SRX Series Services Gateways.



NOTE: On EX Series switches, the **set [*package-name package-name*]** option allows you to install only two software packages on a mixed EX4200 and EX4500 Virtual Chassis, whereas, on M Series, MX Series, T Series routers, and Branch SRX Series Services Gateways, the **set [*package-name package-name*]** option allows you to install multiple software packages and software add-on packages at the same time.

Description Install a software package or bundle on the router or switch.

Options ***package-name***—Location from which the software package or bundle is to be installed.
 For example:

- ***/var/tmp/package-name***—For a software package or bundle that is being installed from a local directory on the router or switch.
- ***protocol://hostname/pathname/package-name***—For a software package or bundle that is to be downloaded and installed from a remote location. Replace ***protocol*** with one of the following:

- **ftp**—File Transfer Protocol.
Use **ftp://hostname/pathname/package-name**. To specify authentication credentials, use **ftp://<username>:<password>@hostname/pathname/package-name**. To have the system prompt you for the password, specify **prompt** in place of the password. If a password is required, and you do not specify the password or **prompt**, an error message is displayed.
- **http**—Hypertext Transfer Protocol.
Use **http://hostname/pathname/package-name**. To specify authentication credentials, use **http://<username>:<password>@hostname/pathname/package-name**. If a password is required and you omit it, you are prompted for it.
- **scp**—Secure copy (available only for Canada and U.S. version).
Use **scp://hostname/pathname/package-name**. To specify authentication credentials, use **scp://<username>:<password>@hostname/pathname/package-name**.

**NOTE:**

- The **pathname** in the protocol is the relative path to the user's home directory on the remote system and not the root directory.
- Do not use the **scp** protocol in the request system software add command to download and install a software package or bundle from a remote location. The previous statement does not apply to the QFabric switch. The software upgrade is handled by the MGD process which does not support **scp**.
Use the file copy command to copy the software package or bundle from the remote location to the **/var/tmp** directory on the hard disk:
file copy scp://source/package-name /var/tmp
Then install the software package or bundle using the request system software add command:
request system software add /var/tmp/package-name
- On a J Series Services Router, when you install the software from a remote location, the package is removed at the earliest opportunity in order to make room for the installation to be completed. If you copy the software to a local directory on the router and then install the new package, use the **unlink** option to achieve the same effect and allow the installation to be completed.

best-effort-load—(Optional) Activate a partial load and treat parsing errors as warnings instead of errors.

component all—(QFabric systems only) (Optional) Install software package on all of the QFabric components.

delay-restart—(Optional) Install a software package or bundle, but do not restart software processes.

force—(Optional) Force the addition of the software package or bundle (ignore warnings).

lcc *number*—(TX Matrix and TX Matrix Plus routers only) (Optional) In a routing matrix based on the TX Matrix router, install a software package or bundle on a T640 router (or line-card chassis) that is connected to the TX Matrix router. In a routing matrix based on the TX Matrix Plus router, install a software package or bundle on a T1600 router (or line-card chassis) that is connected to the TX Matrix Plus router. Replace *number* with a value from 0 through 3.

member *member-id*—(MX Series routers only) (Optional) Install a software package on the specified Virtual Chassis member. Replace *member-id* with a value of 0 or 1.

partition—(QFX3500 switches only) (Optional) Format and repartition the media before installation.

scc—(TX Matrix routers only) (Optional) Install a software package or bundle on a Routing Engine on a TX Matrix router (or switch-card chassis).

sfc *number*—(TX Matrix Plus routers only) (Optional) Install a software package or bundle on a Routing Engine on a TX Matrix Plus router (or switch-fabric chassis). Replace *number* with 0.

no-copy—(Optional) Install a software package or bundle, but do not save copies of the package or bundle files.

no-validate—(Optional) When loading a software package or bundle with a different release, suppress the default behavior of the **validate** option.

re0 | re1—(Optional) On routers or switches that support dual or redundant Routing Engines, load a software package or bundle on the Routing Engine in slot 0 (**re0**) or the Routing Engine in slot 1 (**re1**).

reboot—(Optional) After adding the software package or bundle, reboot the system. On a QFabric switch, the software installation is not complete until you reboot the component for which you have installed the software.

set [*package-name package-name*]—(Mixed EX4200 and EX4500 Virtual Chassis only) (Optional) Install two software packages—a package for an EX4200 switch and the same release of the package for an EX4500 switch—to upgrade all member switches in a mixed EX4200 and EX4500 Virtual Chassis.

set [*package-name package-name*]—(M Series, MX Series, T Series routers, and Branch SRX Series Services Gateways only) (Optional) Install multiple software packages and software add-on packages at the same time.

unlink—(Optional) On J Series Services Routers, this option ensures that the software package is removed at the earliest opportunity in order to make room for the installation to be completed. On M Series, T Series, and MX Series routers, use the

unlink option to remove the software package from this directory after a successful upgrade is completed.

validate—(Optional) Validate the software package or bundle against the current configuration as a prerequisite to adding the software package or bundle. This is the default behavior when the software package or bundle being added is a different release.

Additional Information



NOTE: The **request system snapshot** command is currently not supported on the QFabric system. Also, you cannot add or install multiple packages on a QFabric system.

Before upgrading the software on the router or switch, when you have a known stable system, issue the **request system snapshot** command to back up the software, including the configuration, to the **/altroot** and **/altconfig** file systems. After you have upgraded the software on the router or switch and are satisfied that the new package or bundle is successfully installed and running, issue the **request system snapshot** command again to back up the new software to the **/altroot** and **/altconfig** file systems.

After you run the **request system snapshot** command, you cannot return to the previous version of the software, because the running and backup copies of the software are identical.

If you are upgrading more than one package at the same time, delete the operating system package, **jkern**, last. Add the operating system package, **jkern**, first and the routing software package, **jroute**, last. If you are upgrading all packages at once, delete and add them in the following order:

```
user@host> request system software add /var/tmp/jbase
user@host> request system software add /var/tmp/jkern
user@host> request system software add /var/tmp/jpfe
user@host> request system software add /var/tmp/jdocs
user@host> request system software add /var/tmp/jroute
user@host> request system software add /var/tmp/jcrypto
```

By default, when you issue the **request system software add package-name** command on a TX Matrix master Routing Engine, all the T640 master Routing Engines that are connected to it are upgraded to the same version of software. If you issue the same command on the TX Matrix backup Routing Engine, all the T640 backup Routing Engines that are connected to it are upgraded to the same version of software.

Likewise, when you issue the **request system software add package-name** command on a TX Matrix Plus master Routing Engine, all the T1600 master Routing Engines that are connected to it are upgraded to the same version of software. If you issue the same command on the TX Matrix Plus backup Routing Engine, all the T1600 backup Routing Engines that are connected to it are upgraded to the same version of software.

Required Privilege Level maintenance

Related Documentation	<ul style="list-style-type: none">• request system software delete on page 207• request system software rollback on page 210• request system storage cleanup• Upgrading Software on QFX3500 and QFX3600 Standalone Switches• Upgrading Software on a QFabric System
List of Sample Output	request system software add validate on page 205 request system software add (Mixed EX4200 and EX4500 Virtual Chassis) on page 205 request system software add component all (QFabric Systems) on page 205
Output Fields	When you enter this command, you are provided feedback on the status of your request.

Sample Output

request system
software add validate

```
user@host> request system software add validate /var/tmp/jinstall-7.2R1.7-domestic-signed.tgz
Checking compatibility with configuration
Initializing...
Using jbase-7.1R2.2
Using /var/tmp/jinstall-7.2R1.7-domestic-signed.tgz
Verified jinstall-7.2R1.7-domestic.tgz signed by PackageProduction_7_2_0
Using /var/validate/tmp/jinstall-signed/jinstall-7.2R1.7-domestic.tgz
Using /var/validate/tmp/jinstall/jbundle-7.2R1.7-domestic.tgz
Checking jbundle requirements on /
Using /var/validate/tmp/jbundle/jbase-7.2R1.7.tgz
Using /var/validate/tmp/jbundle/jkernel-7.2R1.7.tgz
Using /var/validate/tmp/jbundle/jcrypto-7.2R1.7.tgz
Using /var/validate/tmp/jbundle/jpfe-7.2R1.7.tgz
Using /var/validate/tmp/jbundle/jdocs-7.2R1.7.tgz
Using /var/validate/tmp/jbundle/jroute-7.2R1.7.tgz
Validating against /config/juniper.conf.gz
mgd: commit complete
Validation succeeded
Validating against /config/rescue.conf.gz
mgd: commit complete
Validation succeeded
Installing package '/var/tmp/jinstall-7.2R1.7-domestic-signed.tgz' ...
Verified jinstall-7.2R1.7-domestic.tgz signed by PackageProduction_7_2_0
Adding jinstall...

WARNING: This package will load JUNOS 7.2R1.7 software.
WARNING: It will save JUNOS configuration files, and SSH keys
WARNING: (if configured), but erase all other files and information
WARNING: stored on this machine. It will attempt to preserve dumps
WARNING: and log files, but this can not be guaranteed. This is the
WARNING: pre-installation stage and all the software is loaded when
WARNING: you reboot the system.

Saving the config files ...
Installing the bootstrap installer ...

WARNING: A REBOOT IS REQUIRED TO LOAD THIS SOFTWARE CORRECTLY. Use the
WARNING: 'request system reboot' command when software installation is
WARNING: complete. To abort the installation, do not reboot your system,
WARNING: instead use the 'request system software delete jinstall'
WARNING: command as soon as this operation completes.

Saving package file in /var/sw/pkg/jinstall-7.2R1.7-domestic-signed.tgz ...
Saving state for rollback ...
```

Sample Output

request system
software add (Mixed
EX4200 and EX4500
Virtual Chassis)


```
user@switch> request system software add set
[/var/tmp/jinstall-ex-4200-11.1R1.1-domestic-signed.tgz
/var/tmp/jinstall-ex-4500-11.1R1.1-domestic-signed.tgz]
...
```

request system
software add

```
user@switch> request system software add /pbdata/packages/jinstall-qfabric-12.2X50-D1.3.rpm
component all
...
```

component all
(QFabric Systems)

request system software delete

Syntax	request system software delete <i>software-package</i> <force> <reboot> <set [<i>package-name package-name</i>]>
Syntax (TX Matrix Router)	request system software delete <i>software-package</i> <force> <lcc <i>number</i> scc> <reboot> <set [<i>package-name package-name</i>]>
Syntax (TX Matrix Plus Router)	request system software delete <i>software-package</i> <force> <lcc <i>number</i> sfc <i>number</i> > <reboot> <set [<i>package-name package-name</i>]>
Release Information	Command introduced before Junos OS Release 7.4. Command introduced in Junos OS Release 9.0 for EX Series switches. Option sfc introduced for the TX Matrix Plus router in Junos OS Release 9.6. Command introduced in Junos OS Release 11.1 for the QFX Series. Option set [<i>package-name package-name</i>] added in Junos OS Release 12.2 for M Series, MX Series, T Series routers, and Branch SRX Services Gateways. Option reboot introduced in Junos OS Release 12.3.
Description	Remove a software package or bundle from the router or switch.
<div>  <p>CAUTION: Before removing a software package or bundle, make sure that you have already placed the new software package or bundle that you intend to load onto the router or switch.</p> </div>	
Options	<p><i>software-package</i>—Software package or bundle name. You can delete any or all of the following software bundles or packages:</p> <ul style="list-style-type: none"> • jbase—(Optional) Junos base software suite • jcrypto—(Optional, in domestic version only) Junos security software • jdocs—(Optional) Junos online documentation file • jkernel—(Optional) Junos kernel software suite • jpfe—(Optional) Junos Packet Forwarding Engine support • jroute—(Optional) Junos routing software suite • junos—(Optional) Junos base software



NOTE: On EX Series switches, some of the package names are different than those listed. To see the list of packages that you can delete on an EX Series switch, enter the command **show system software**.

force—(Optional) Ignore warnings and force removal of the software.

lcc *number*—(TX Matrix and TX Matrix Plus routers only) (Optional) On a TX Matrix router, remove an extension or upgrade package from a specific T640 router (or line-card chassis) that is connected to the TX Matrix router. On a TX Matrix Plus router, remove an extension or upgrade package from a specific T1600 router (or line-card chassis) that is connected to the TX Matrix Plus router. Replace ***number*** with a value from 0 through 3.

reboot—As of Junos OS 12.3 and greater, automatically reboot upon completing the **request system software delete** command.

scc—(TX Matrix routers only) (Optional) Remove an extension or upgrade package from the TX Matrix router (or switch-card chassis).

set [*package-name package-name*]—(M Series, MX Series, T Series routers, and Branch SRX Series Services Gateways only) (Optional) Install multiple software packages or software add-on packages at the same time.

sfc *number*—(TX Matrix Plus routers only) (Optional) Remove an extension or upgrade package from the TX Matrix Plus router (or switch-fabric chassis). Replace ***number*** with 0.

Additional Information Before upgrading the software on the router or switch, when you have a known stable system, issue the **request system snapshot** command to back up the software, including the configuration, to the /altroot and /altconfig file systems (on routers) or the /, /altroot, /config, /var, and /var/tmp file systems (on switches). After you have upgraded the software on the router or switch and are satisfied that the new packages are successfully installed and running, issue the **request system snapshot** command again to back up the new software to the /altroot and /altconfig file systems (on routers) or the /, /altroot, /config, /var, and /var/tmp file systems (on switches). After you run the **request system snapshot** command, you cannot return to the previous version of the software, because the running and backup copies of the software are identical.

Required Privilege Level maintenance

Related Documentation

- [request system software add on page 199](#)
- [request system software rollback on page 210](#)
- [request system software validate on page 214](#)

List of Sample Output [request system software delete jdocs on page 209](#)

Output Fields When you enter this command, you are provided feedback on the status of your request.

Sample Output

request system software delete jdocs

The following example displays the system software packages before and after the **jdocs** package is deleted through the **request system software delete** command:

```
user@host> show system software
Information for jbase:

Comment:
JUNOS Base OS Software Suite [7.2R1.7]

Information for jcrypto:

Comment:
JUNOS Crypto Software Suite [7.2R1.7]

Information for jdocs:

Comment:
JUNOS Online Documentation [7.2R1.7]

Information for jkernel:

Comment:
JUNOS Kernel Software Suite [7.2R1.7]

...

user@host> request system software delete jdocs
Removing package 'jdocs' ...

user@host> show system software
Information for jbase:

Comment:
JUNOS Base OS Software Suite [7.2R1.7]

Information for jcrypto:

Comment:
JUNOS Crypto Software Suite [7.2R1.7]

Information for jkernel:

Comment:
JUNOS Kernel Software Suite [7.2R1.7]

...
```

request system software rollback

Syntax	request system software rollback
Syntax (EX Series Switches)	request system software rollback <all-members> <local> <member <i>member-id</i> > <reboot>
Syntax (TX Matrix Router)	request system software rollback <lcc <i>number</i> scc> <reboot>
Syntax (TX Matrix Plus Router)	request system software rollback <lcc <i>number</i> sfc <i>number</i> > <reboot>
Syntax (MX Series Router)	request system software rollback <all-members> <local> <member <i>member-id</i> > <reboot>
Release Information	Command introduced before Junos OS Release 7.4. Command introduced in Junos OS Release 9.0 for EX Series switches. Option sfc introduced for the TX Matrix Plus router in Junos OS Release 9.6. Command introduced in Junos OS Release 11.1 for the QFX Series. Command behavior changed in Junos OS Release 12.1. Option reboot introduced in Junos OS Release 12.3.
Description	<p>For all versions of Junos OS up to and including Junos OS 11.4, revert to the software that was loaded at the last successful request system software add command.</p> <p>As of Junos OS 12.1 and greater, revert to the last known good state before the most recent request system software (add delete) command. For example, using rollback in Junos OS 12.1 after using request system software add restores the system to a known good state prior to using the add command. Similarly, using rollback in Junos OS 12.1 after using request system software delete restores the system to a known good state prior to using the delete command.</p> <p>A software rollback fails if any required package (or a jbundle package containing the required package) cannot be found in /var/sw/pkg.</p> <p><i>Additional Information</i></p> <ul style="list-style-type: none">On M Series and T Series routers, if request system software add <jinstall> reboot was used for the previous installation, then request system software rollback has no effect. In this case, use jinstall to reinstall the required package.

- On M Series and T Series routers, if **request system software add <sdk1>** was used for the previous installation, then **request system software rollback** removes the last installed SDK package (**sdk1** in this example).
- On SRX Series devices with dual root systems, when **request system software rollback** is run, the system switches to the alternate root. Each root can have a different version of Junos OS. Rollback takes each root back to the previously installed image.

Options **all-members**—(EX4200 switches and MX Series routers only) (Optional) Attempt to roll back to the previous set of packages on all members of the Virtual Chassis configuration.

lcc number—(TX Matrix and TX Matrix Plus routers only) (Optional) On a TX Matrix router, attempt to roll back to the previous set of packages on a T640 router (or line-card chassis) connected to the TX Matrix router. On a TX Matrix Plus router, attempt to roll back to the previous set of packages on a T1600 router (or line-card chassis) connected to the TX Matrix Plus router. Replace **number** with a value from 0 through 3.

local—(EX4200 switches and MX Series routers only) (Optional) Attempt to roll back to the previous set of packages on the local Virtual Chassis member.

member member-id—(EX4200 switches and MX Series routers only) (Optional) Attempt to roll back to the previous set of packages on the specified member of the Virtual Chassis configuration. For EX4200 switches, replace **member-id** with a value from 0 through 9. For an MX Series Virtual Chassis, replace **member-id** with a value of 0 or 1.

none—For all versions of Junos OS up to and including Junos OS 11.4, revert to the set of software as of the last successful **request system software add**. As of Junos OS 12.1 and greater, revert to the last known good state before the most recent **request system software (add | delete)** command.

reboot—As of Junos OS 12.3 and greater, automatically reboot upon completing the **request system software rollback** command.

scc—(TX Matrix routers only) (Optional) Attempt to roll back to the previous set of packages on the TX Matrix router (or switch-card chassis).

sfc number—(TX Matrix Plus routers only) (Optional) Attempt to roll back to the previous set of packages on the TX Matrix Plus router (or switch-fabric chassis). Replace **number** with 0.

Required Privilege Level maintenance

Related Documentation

- [request system software abort](#)
- [request system software add on page 199](#)
- [request system software delete on page 207](#)

- [request system software validate on page 214](#)
- request system configuration rescue delete
- request system configuration rescue save

List of Sample Output [request system software rollback on page 213](#)

Output Fields When you enter this command, you are provided feedback on the status of your request.

Sample Output

request system
software rollback

```
user@host> request system software rollback
Verified SHA1 checksum of ./jbase-7.2R1.7.tgz
Verified SHA1 checksum of ./jdocs-7.2R1.7.tgz
Verified SHA1 checksum of ./jroute-7.2R1.7.tgz
Installing package './jbase-7.2R1.7.tgz' ...
Available space: 35495 require: 7335
Installing package './jdocs-7.2R1.7.tgz' ...
Available space: 35339 require: 3497
Installing package './jroute-7.2R1.7.tgz' ...
Available space: 35238 require: 6976
NOTICE: uncommitted changes have been saved in
/var/db/config/juniper.conf.pre-install
Reloading /config/juniper.conf.gz ...
Activating /config/juniper.conf.gz ...
mgd: commit complete
Restarting mgd ...
Restarting aprobed ...
Restarting apsd ...
Restarting cosd ...
Restarting fsad ...
Restarting fud ...
Restarting gcdrd ...
Restarting ilmid ...
Restarting irsd ...
Restarting l2tpd ...
Restarting mib2d ...
Restarting nasd ...
Restarting pppoed ...
Restarting rdd ...
Restarting rmopd ...
Restarting rtspd ...
Restarting sampled ...
Restarting serviced ...
Restarting snmpd ...
Restarting spd ...
Restarting vrrpd ...

WARNING: cli has been replaced by an updated version:
CLI release 7.2R1.7 built by builder on 2005-04-22 02:03:44 UTC
Restart cli using the new version ? [yes,no] (yes) yes

Restarting cli ...
user@host
```

request system software validate

Syntax	request system software validate <i>package-name</i> <set [<i>package-name package-name</i>]>
Syntax (TX Matrix Router)	request system software validate <i>package-name</i> <fcc <i>number</i> <i>scc</i> > <set [<i>package-name package-name</i>]>
Syntax (TX Matrix Plus Router)	request system software validate <i>package-name</i> <fcc <i>number</i> <i>sfc number</i> > <set [<i>package-name package-name</i>]>
Syntax (MX Series Router)	request system software validate <i>package-name</i> <member <i>member-id</i> > <set [<i>package-name package-name</i>]>
Release Information	Command introduced before Junos OS Release 7.4. <i>sfc</i> option introduced for the TX Matrix Plus router in Junos OS Release 9.6. Command introduced in Junos OS Release 11.1 for the QFX Series. set [<i>package-name package-name</i>] option added in Junos OS Release 12.2 for M Series, MX Series, T Series routers, and Branch SRX Series Services Gateways.
Description	Validate candidate software against the current configuration of the router.
Options	<p>fcc <i>number</i>—(TX Matrix and TX Matrix Plus routers only) (Optional) On a TX Matrix router, validate the software bundle or package on a specific T640 router (or line-card chassis) that is connected to the TX Matrix router. On a TX Matrix Plus router, validate the software bundle or package on a specific T1600 router (or line-card chassis) that is connected to the TX Matrix Plus router. Replace <i>number</i> with a value from 0 through 3.</p> <p>member <i>member-id</i>—(MX Series routers only) (Optional) Validate the software bundle or package on the specified member of the Virtual Chassis configuration. For an MX Series Virtual Chassis, replace <i>member-id</i> with a value of 0 or 1.</p> <p><i>package-name</i>—Name of the software bundle or package to test.</p> <p><i>scc</i>—(TX Matrix routers only) (Optional) Validate the software bundle or package for the TX Matrix router (or switch-card chassis).</p> <p>set [<i>package-name package-name</i>]—(M Series, MX Series, T Series routers, and Branch SRX Series Services Gateways only) (Optional) Install multiple software packages or software add-on packages at the same time.</p> <p><i>sfc number</i>—(TX Matrix Plus routers only) (Optional) Validate the software bundle or package for the TX Matrix Plus router (or switch-fabric chassis).</p>
Additional Information	By default, when you issue the request system software validate command on a TX Matrix master Routing Engine, all the T640 master Routing Engines that are connected to it are validated. If you issue the same command on the TX Matrix backup Routing Engine, all

the T640 backup Routing Engines that are connected to it are upgraded to the same version of software.

Likewise, if you issue the **request system software validate** command on a TX Matrix Plus master Routing Engine, all the T1600 master Routing Engines that are connected to it are validated. If you issue the same command on a TX Matrix Plus backup Routing Engine, all the T1600 backup Routing Engines that are connected to it are upgraded to the same version of software.

Required Privilege Level	maintenance
Related Documentation	<ul style="list-style-type: none">• request system software abort• request system software add on page 199• request system software delete on page 207• request system software rollback on page 210
List of Sample Output	request system software validate (Successful Case) on page 216 request system software validate (Failure Case) on page 216
Output Fields	When you enter this command, you are provided feedback on the status of your request.

Sample Output

request system software validate (Successful Case)

```
user@host> request system software validate /var/sw/pkg/jbundle-5.3I20020124_0520_sjg.tgz
Checking compatibility with configuration
Initializing...
Using /packages/jbase-5.3I20020122_1901_sjg
Using /var/sw/pkg/jbundle-5.3I20020124_0520_sjg.tgz
Using /var/chroot/var/tmp/jbundle/jbase-5.3I20020124_0520_sjg.tgz
Using /var/chroot/var/tmp/jbundle/jkernel-5.3I20020124_0520_sjg.tgz
Using /var/chroot/var/tmp/jbundle/jcrypto-5.3I20020124_0520_sjg.tgz
Using /var/chroot/var/tmp/jbundle/jpfe-5.3I20020124_0520_sjg.tgz
Using /var/chroot/var/tmp/jbundle/jdocs-5.3I20020124_0520_sjg.tgz
Using /var/chroot/var/tmp/jbundle/jroute-5.3I20020124_0520_sjg.tgz
Validating against /config/juniper.conf.gz
mgd: commit complete

WARNING: cli has been replaced by an updated version:
CLI release 5.3I0 built by sjg on 2002-01-24 05:23:53 UTC
Restart cli using the new version ? [yes,no] (yes)
```


request system software validate (Failure Case)

```
user@host> request system software validate 6.3/
Pushing bundle to lcc0-re0
error: Failed to transfer package to lcc0-re0

user@host> request system software validate test
Pushing bundle to lcc0-re0
Pushing bundle to lcc2-re0

lcc0-re0:
gzip: stdin: not in gzip format
tar: child returned status 1
ERROR: Not a valid package: /var/tmp/test
```

request system zeroize

Syntax	request system zeroize <media>
Release Information	<p>Command introduced before Junos OS Release 9.0.</p> <p>Command introduced in Junos OS Release 11.2 for EX Series switches.</p> <p>Option media added in Junos OS Release 11.4 for EX Series switches.</p> <p>Command introduced in Junos OS Release 12.2 for MX Series devices.</p> <p>Command introduced in Junos OS Release 12.3 for the QFX Series.</p>
Description	<div>  <p>NOTE: The media option is not available on the QFX Series.</p> </div> <p>Remove all configuration information on the Routing Engines and reset all key values. If the device has dual Routing Engines, the command is broadcast to all Routing Engines on the device. The command removes all data files, including customized configuration and log files, by unlinking the files from their directories. The command removes all user-created files from the system including all plain-text passwords, secrets, and private keys for SSH, local encryption, local authentication, IPsec, RADIUS, TACACS+, and SNMP.</p> <p>This command reboots the device and sets it to the factory default configuration. After the reboot, you cannot access the device through the management Ethernet interface. Log in through the console as root and start the Junos OS command-line interface (CLI) by typing cli at the prompt.</p> <p>To completely erase user-created data so that it is unrecoverable, use the media option.</p>
Options	<p>media—(Optional) In addition to removing all configuration and log files, the media option causes memory and the media to be scrubbed, removing all traces of any user-created files. Every storage device attached to the system is scrubbed, including disks, flash drives, removable USBs, and the like. The duration of the scrubbing process is dependent on the size of the media being erased. As a result, the request system zeroize media operation can take considerably more time than the request system zeroize operation. However, the critical security parameters are all removed at the beginning of the process.</p>
Required Privilege Level	maintenance
Related Documentation	<ul style="list-style-type: none"> • request system snapshot on page 192 • request system snapshot • Reverting to the Default Factory Configuration for the EX Series Switch • Reverting to the Rescue Configuration for the EX Series Switch • Reverting to the Default Factory Configuration

- Reverting to the Rescue Configuration
- Reverting to the Default Factory Configuration by Using the request system zeroize Command

List of Sample Output [request system zeroize on page 219](#)
[request system zeroize media on page 219](#)

Sample Output

```

request system zeroize user@host> request system zeroize
warning: System will be rebooted and may not boot without configuration
Erase all data, including configuration and log files? [yes,no] (no) yes

0 1 1 0 0 0 done

syncing disks... All buffers synced.
Uptime: 5d19h20m26s
recorded reboot as normal shutdown
Rebooting...

U-Boot 1.1.6 (Mar 11 2011 - 04:39:06)

Board: EX4200-24T 2.11
EPLD: Version 6.0 (0x85)
DRAM: Initializing (1024 MB)
FLASH: 8 MB

Firmware Version: --- 01.00.00 ---
USB: scanning bus for devices... 2 USB Device(s) found
      scanning bus for storage devices... 1 Storage Device(s) found

ELF file is 32 bit
Consoles: U-Boot console

FreeBSD/PowerPC U-Boot bootstrap loader, Revision 2.4
(user@juniper.net, Fri Mar 11 03:03:36 UTC 2011)
Memory: 1024MB
bootsequencing is enabled
bootsuccess is set
new boot device = disk0s1:
Loading /boot/defaults/loader.conf
/kernel data=0x915c84+0xa1260 syms=[0x4+0x7cbd0+0x4+0xb1c19]

Hit [Enter] to boot immediately, or space bar for command prompt.
Booting [/kernel]...
Kernel entry at 0x800000e0 ...
GDB: no debug ports present
KDB: debugger backends: ddb
KDB: current backend: ddb
Copyright (c) 1996-2011, Juniper Networks, Inc.
All rights reserved.
Copyright (c) 1992-2006 The FreeBSD Project.
Copyright (c) 1979, 1980, 1983, 1986, 1988, 1989, 1991, 1992, 1993, 1994
The Regents of the University of California. All rights reserved.
JUNOS 11.1R1.8 #0: 2011-03-09 20:14:25 UTC

user@juniper.net:/volume/build/junos/11.1/release/11.1R1.8/obj-powerpc/bsd/kernels/
JUNIPER-EX/kernel
Timecounter "decrementer" frequency 50000000 Hz quality 0
cpu0: Freescale e500v2 core revision 2.2
cpu0: HID0 80004080
...

request system zeroize user@host> request system zeroize media
warning: System will be rebooted and may not boot without configuration

```

media

```

Erase all data, including configuration and log files? [yes,no] (no) yes

warning: ipsec-key-management subsystem not running - not needed by configuration.
warning: zeroizing fpc0

{master:0}
root> Waiting (max 60 seconds) for system process `vnlr' to stop...done
. . .
Syncing disks, vnodes remaining...2 4 2 4 3 2 1 1 0 0 0 done

syncing disks... All buffers synced.
Uptime: 14m50s
recorded reboot as normal shutdown
Rebooting...

U-Boot 1.1.6 (Apr 21 2011 - 13:58:42)

Board: EX4200-48PX 1.1
EPLD: Version 8.0 (0x82)
DRAM: Initializing (512 MB)
FLASH: 8 MB
NAND: No NAND device found!!!
0 MiB

Firmware Version: --- 01.00.00 ---
USB: scanning bus for devices... 2 USB Device(s) found
      scanning bus for storage devices... 1 Storage Device(s) found

ELF file is 32 bit
Consoles: U-Boot console

FreeBSD/PowerPC U-Boot bootstrap loader, Revision 2.2
(vtseng@svl-junos-pool27.juniper.net, Fri Feb 26 17:48:51 PST 2010)
Memory: 512MB
Loading /boot/defaults/loader.conf
/kernel data=0x9abfdc+0xb06e4 syms=[0x4+0x83b30+0x4+0xbd7c6]

Hit [Enter] to boot immediately, or space bar for command prompt.
Booting [/kernel] in 1 second... Booting [/kernel]...
Kernel entry at 0x800000e0 ...
GDB: no debug ports present
KDB: debugger backends: ddb
KDB: current backend: ddb
Copyright (c) 1996-2011, Juniper Networks, Inc.
All rights reserved.
Copyright (c) 1992-2006 The FreeBSD Project.
Copyright (c) 1979, 1980, 1983, 1986, 1988, 1989, 1991, 1992, 1993, 1994
The Regents of the University of California. All rights reserved.
JUNOS 11.4R1.2 #0: 2011-10-27 18:05:39 UTC
user@juniper.net:/volume/build/junos/11.4/release/11.4R1.2/obj-powerpc/
bsd/kernels/JUNIPER-EX/kernel
can't re-use a leaf (all_slot_serialid)!
Timecounter "decrementer" frequency 50000000 Hz quality 0
cpu0: Freescale e500v2 core revision 2.2
cpu0: HID0 80004080<EMCP,TBEN,EN_MAS7_UPDATE>
real memory = 511705088 (488 MB)
avail memory = 500260864 (477 MB)
ETHERNET SOCKET BRIDGE initialising
Initializing EXSERIES platform properties ...
. . .
Automatic reboot in progress...

```

```

Media check on da0 on ex platforms
** /dev/da0s2a
FILE SYSTEM CLEAN; SKIPPING CHECKS
clean, 20055 free (31 frags, 2503 blocks, 0.0% fragmentation)
zeroizing /dev/da0s1a ...
. . .
zeroizing /dev/da0s3d ...
. . .
zeroizing /dev/da0s3e ...
. . .
zeroizing /dev/da0s4d ...
. . .
zeroizing /dev/da0s4e ...
. . .

syncing disks... All buffers synced.
Uptime: 3m40s
Rebooting...

U-Boot 1.1.6 (Apr 21 2011 - 13:58:42)

Board: EX4200-48PX 1.1
EPLD: Version 8.0 (0x82)
DRAM: Initializing (512 MB)
FLASH: 8 MB
NAND: No NAND device found!!!
0 MiB

Firmware Version: --- 01.00.00 ---
USB: scanning bus for devices... 2 USB Device(s) found
      scanning bus for storage devices... 1 Storage Device(s) found

ELF file is 32 bit
Consoles: U-Boot console

FreeBSD/PowerPC U-Boot bootstrap loader, Revision 2.2
(vtseng@svl-junos-pool27.juniper.net, Fri Feb 26 17:48:51 PST 2010)
Memory: 512MB
Loading /boot/defaults/loader.conf
/kernel data=0x9abfdc+0xb06e4 syms=[0x4+0x83b30+0x4+0xbd7c6]

Hit [Enter] to boot immediately, or space bar for command prompt.
Booting [/kernel] in 1 second... Booting [/kernel]...
Kernel entry at 0x800000e0 ...
GDB: no debug ports present
KDB: debugger backends: ddb
KDB: current backend: ddb
Copyright (c) 1996-2011, Juniper Networks, Inc.
All rights reserved.
Copyright (c) 1992-2006 The FreeBSD Project.
Copyright (c) 1979, 1980, 1983, 1986, 1988, 1989, 1991, 1992, 1993, 1994
The Regents of the University of California. All rights reserved.
JUNOS 11.4R1.2 #0: 2011-10-27 18:05:39 UTC
user@juniper.net:/volume/build/junos/11.4/release/11.4R1.2/obj-powerpc/
bsd/kernels/JUNIPER-EX/kernel
can't re-use a leaf (all_slot_serialid)!
Timecounter "decrementer" frequency 50000000 Hz quality 0
cpu0: Freescale e500v2 core revision 2.2
cpu0: HID0 80004080 <EMCP,TBEN,EN_MAS7_UPDATE>
real memory = 511705088 (488 MB)
avail memory = 500260864 (477 MB)

```

```
ETHERNET SOCKET BRIDGE initialising
Initializing EXSERIES platform properties ...
. . .
Automatic reboot in progress...
Media check on da0 on ex platforms
** /dev/da0s1a
FILE SYSTEM CLEAN; SKIPPING CHECKS
clean, 20064 free (48 frags, 2502 blocks, 0.1% fragmentation)
zeroizing /dev/da0s2a ...
. . .
Creating initial configuration...mgd: error: Cannot open configuration file:
/config/juniper.conf
mgd: warning: activating factory configuration
mgd: commit complete
mgd: -----
mgd: Please login as 'root'. No password is required.
mgd: To start Initial Setup, type 'ezsetup' at the JUNOS prompt.
mgd: To start JUNOS CLI, type 'cli' at the JUNOS prompt.
mgd: -----
Setting initial options: debugger_on_panic=NO debugger_on_break=NO.
Starting optional daemons: .
Doing initial network setup:
. . .

Amnesiac (ttyu0)
```

show system boot-messages

Syntax	show system boot-messages
Syntax (EX Series Switches)	show system boot-messages <all-members> <local> <member <i>member-id</i> >
Syntax (TX Matrix Router)	show system boot-messages <all-chassis all-lcc lcc <i>number</i> scc>
Syntax (TX Matrix Plus Router)	show system boot-messages <all-chassis all-lcc lcc <i>number</i> sfc <i>number</i> >
Syntax (MX Series Router)	show system boot-messages <all-members> <local> <member <i>member-id</i> >
Syntax (QFX Series)	show system boot-messages infrastructure <i>name</i> interconnect-device <i>name</i> node-group <i>name</i>
Release Information	Command introduced before Junos OS Release 7.4. Command introduced in Junos OS Release 9.0 for EX Series switches. sfc option introduced for the TX Matrix Plus router in Junos OS Release 9.6. Command introduced in Junos OS Release 11.1 for the QFX Series.
Description	Display initial messages generated by the system kernel upon startup. These messages are the contents of <code>/var/run/dmesg.boot</code> .
Options	<p>none—Display all boot time messages.</p> <p>all-chassis—(TX Matrix and TX Matrix Plus routers only) (Optional) Display boot time messages for all of the chassis.</p> <p>all-lcc—(TX Matrix and TX Matrix Plus routers only) (Optional) On a TX Matrix router, display boot time messages for all T640 routers (or line-card chassis) connected to a TX Matrix router. On a TX Matrix Plus router, display boot time messages for all T1600 routers (or line-card chassis) connected to a TX Matrix Plus router.</p> <p>all-members—(EX4200 switches and MX Series routers only) (Optional) Display boot time messages on all members of the Virtual Chassis configuration.</p> <p>infrastructure <i>name</i>—(QFabric systems only) (Optional) Display boot time messages on the fabric control Routing Engine or fabric manager Routing engines.</p> <p>interconnect-device <i>name</i>—(QFabric systems only) (Optional) Display boot time messages on the Interconnect device.</p> <p>lcc <i>number</i>—(TX Matrix and TX Matrix Plus routers only) (Optional) On a TX Matrix router, display boot time messages for a specific T640 router connected to a TX Matrix</p>

router. On a TX Matrix Plus router, display boot time messages for a specific T1600 router connected to a TX Matrix Plus router. Replace **number** with a value from **0** through **3**.

local—(EX4200 switches and MX Series routers only) (Optional) Display boot time messages on the local Virtual Chassis member.

member member-id—(EX4200 switches and MX Series routers only) (Optional) Display boot time messages on the specified member of the Virtual Chassis configuration. For EX4200 switches, replace **member-id** with a value from 0 through 9. For an MX Series Virtual Chassis, replace **member-id** with a value of 0 or 1.

node-group name—(QFabric systems only) (Optional) Display boot time messages on the Node group.

scc—(TX Matrix routers only) (Optional) Display boot time messages for the TX Matrix router (or switch-card chassis).

sfc number—(TX Matrix Plus routers only) (Optional) Display boot time messages for the TX Matrix Plus router (or switch-fabric chassis). Replace **number** with **0**.

Additional Information By default, when you issue the **show system boot-messages** command on a TX Matrix or TX Matrix Plus master Routing Engine, the command is broadcast to all the T640 (in a routing matrix based on a TX Matrix router) master Routing Engines or T1600 (in a routing matrix based on a TX Matrix Plus router) master Routing Engines connected to it. Likewise, if you issue the same command on the TX Matrix or TX Matrix Plus backup Routing Engine, the command is broadcast to all the T640 (in a routing matrix based on a TX Matrix router) backup Routing Engines or T1600 (routing matrix based on a TX Matrix Plus router) backup Routing Engines that are connected to it.

Required Privilege Level view

List of Sample Output [show system boot-messages \(TX Matrix Router\) on page 225](#)
[show system boot-messages lcc \(TX Matrix Router\) on page 226](#)
[show system boot-messages \(TX Matrix Plus Router\) on page 227](#)
[show system boot-messages \(QFX3500 Switch\) on page 227](#)

Sample Output

show system
boot-messages (TX
Matrix Router)

```
user@host> show system boot-messages
Copyright (c) 1992-1998 FreeBSD Inc.
Copyright (c) 1996-2000 Juniper Networks, Inc.
All rights reserved.
Copyright (c) 1982, 1986, 1989, 1991, 1993
    The Regents of the University of California. All rights reserved.

JUNOS 4.1-20000216-Zf8469 #0: 2000-02-16 12:57:28 UTC
  tlim@single.juniper.net:/p/build/20000216-0905/4.1/release_kernel/sys/compil
e/GENERIC
CPU: Pentium Pro (332.55-MHz 686-class CPU)
  Origin = "GenuineIntel" Id = 0x66a Stepping=10
  Features=0x183f9ff<FPU,VME,DE,PSE,TSC,MSR,PAE,MCE,CX8,SEP,MTRR,PGE,MCA,CMOV,<b
16>,<b17>,MMX,<b24>>
Teknor CPU Card Recognized
real memory = 805306368 (786432K bytes)
avail memory = 786280448 (767852K bytes)
Probing for devices on PCI bus 0:
chip0 <generic PCI bridge (vendor=8086 device=7192 subclass=0)> rev 3 class 6000
0 on pci0:0:0
chip1 <Intel 82371AB PCI-ISA bridge> rev 1 class 60100 on pci0:7:0
chip2 <Intel 82371AB IDE interface> rev 1 class 10180 on pci0:7:1
chip3 <Intel 82371AB USB interface> rev 1 class c0300 int d irq 11 on pci0:7:2
smb0 <Intel 82371AB SMB controller> rev 1 class 68000 on pci0:7:3
pcic0 <TI PCI-1131 PCI-CardBus Bridge> rev 1 class 60700 int a irq 15 on pci0:13
:0
TI1131 PCI Config Reg: [pci only][FUNC0 pci int]
pcic1 <TI PCI-1131 PCI-CardBus Bridge> rev 1 class 60700 int b irq 12 on pci0:13
:1
TI1131 PCI Config Reg: [pci only][FUNC1 pci int]
fxp0 <Intel EtherExpress Pro 10/100B Ethernet> rev 8 class 20000 int a irq 12 on

pci0:16:0
chip4 <generic PCI bridge (vendor=1011 device=0022 subclass=4)> rev 4 class 6040
0 on pci0:17:0
fxp1 <Intel EtherExpress Pro 10/100B Ethernet> rev 8 class 20000 int a irq 10 on

pci0:19:0
Probing for devices on PCI bus 1:
mcs0 <Miscellaneous Control Subsystem> rev 12 class ff0000 int a irq 12 on pci1:
13:0
fxp2 <Intel EtherExpress Pro 10/100B Ethernet> rev 8 class 20000 int a irq 10 on

pci1:14:0
Probing for devices on the ISA bus:
sc0 at 0x60-0x6f irq 1 on motherboard
sc0: EGA color <16 virtual consoles, flags=0x0>
ed0 not found at 0x300
ed1 not found at 0x280
ed2 not found at 0x340
psm0 not found at 0x60
sio0 at 0x3f8-0x3ff irq 4 flags 0x20010 on isa
sio0: type 16550A, console
sio1 at 0x3e8-0x3ef irq 5 flags 0x20000 on isa
sio1: type 16550A
sio2 at 0x2f8-0x2ff irq 3 flags 0x20000 on isa
sio2: type 16550A
pcic0 at 0x3e0-0x3e1 on isa
```

```

PC-Card ctrlr(0) TI PCI-1131 [CardBus bridge mode] (5 mem & 2 I/O windows)
pcic0: slot 0 controller I/O address 0x3e0
npx0 flags 0x1 on motherboard
npx0: INT 16 interface
fdc0: direction bit not set
fdc0: cmd 3 failed at out byte 1 of 3
fdc0 not found at 0x3f0
wdc0 at 0x1f0-0x1f7 irq 14 on isa
wdc0: unit 0 (wd0): <SunDisk SQFXB-80>, single-sector-i/o
wd0: 76MB (156672 sectors), 612 cyls, 8 heads, 32 S/T, 512 B/S
wdc0: unit 1 (wd1): <IBM-DCXA-210000>
wd1: 8063MB (16514064 sectors), 16383 cyls, 16 heads, 63 S/T, 512 B/S
wdc1 not found at 0x170
wdc2 not found at 0x180
ep0 not found at 0x300
fxp0: Ethernet address 00:a0:a5:12:05:5a
fxp1: Ethernet address 00:a0:a5:12:05:59
fxp2: Ethernet address 02:00:00:00:00:01
swapon: adding /dev/wd1s1b as swap device
Automatic reboot in progress...
/dev/rwd0s1a: clean, 16599 free (95 frags, 2063 blocks, 0.1% fragmentation)
/dev/rwd0s1e: clean, 9233 free (9 frags, 1153 blocks, 0.1% fragmentation)
/dev/rwd0s1a: clean, 16599 free (95 frags, 2063 blocks, 0.1% fragmentation)
/dev/rwd1s1f: clean, 4301055 free (335 frags, 537590 blocks, 0.0% fragmentation)

```

**show system
boot-messages lcc (TX
Matrix Router)**

```

user@host> show system boot-messages lcc 2
lcc2-re0:
-----
Copyright (c) 1996-2001, Juniper Networks, Inc.
All rights reserved.
Copyright (c) 1992-2001 The FreeBSD Project.
Copyright (c) 1979, 1980, 1983, 1986, 1988, 1989, 1991, 1992, 1993, 1994
    The Regents of the University of California. All rights reserved.
JUNOS 7.0-20040912.0 #0: 2004-09-12 09:16:32 UTC

builder@benten.juniper.net:/build/benten-b/7.0/20040912.0/obj-i386/sys/compile/JUNIPER
Timecounter "i8254" frequency 1193182 Hz
Timecounter "TSC" frequency 601368936 Hz
CPU: Pentium III/Pentium III Xeon/Celeron (601.37-MHz 686-class CPU)
    Origin = "GenuineIntel" Id = 0x68a Stepping = 10

Features=0x387f9ff<FPU,WE,DE,PSE,TSC,MSR,PAE,MCE,CX8,SEP,MTRR,PGE,MCA,CMOV,PAT,PSE36,PN,MMX,FXSR,SSE>
real memory = 2147467264 (2097136K bytes)
sio0: gdb debugging port
avail memory = 2084040704 (2035196K bytes)
Preloaded elf kernel "kernel" at 0xc06d9000.
DEVFS: ready for devices
Pentium Pro MTRR support enabled
md0: Malloc disk
DRAM Data Integrity Mode: ECC Mode with h/w scrubbing
npx0: <math processor> on motherboard
npx0: INT 16 interface
pci0: <ServerWorks NB6635 3.0LE host to PCI bridge> on motherboard
pci0: <PCI bus> on pci0
pcic-pci0: <TI PCI-1410 PCI-CardBus Bridge> irq 15 at device 1.0 on pci0
pcic-pci0: TI12XX PCI Config Reg: [pwr save][pci only]
fxp0: <Intel Embedded 10/100 Ethernet> port 0x1000-0x103f mem
0xfb800000-0xfb81ffff,0xfb820000-0xfb820fff irq 9 at device 3.0 on pci0
fxp1: <Intel Embedded 10/100 Ethernet> port 0x1040-0x107f mem
0xfb840000-0xfb85ffff,0xfb821000-0xfb821fff irq 11 at device 4.0 on pci0
...

```


**show system
boot-messages (TX
Matrix Plus Router)**

```

user@host> show system boot-messages
sfc0-re0:
-----
Copyright (c) 1996-2009, Juniper Networks, Inc.
All rights reserved.
Copyright (c) 1992-2006 The FreeBSD Project.
Copyright (c) 1979, 1980, 1983, 1986, 1988, 1989, 1991, 1992, 1993, 1994
    The Regents of the University of California. All rights reserved.
JUNOS 9.6B3.3 #0: 2009-06-17 19:52:08 UTC

builder@lanath.juniper.net:/volume/build/junos/9.6/release/9.6B3.3/obj-i386/bsd/sys/compile/JUNIPER
MPTable: Timecounter "i8254" frequency 1193182 Hz quality 0 CPU: Intel(R) Xeon(R)
CPU          L5238 @ 2.66GHz (2660.01-MHz 686-class CPU) Origin =
"GenuineIntel" Id = 0x1067a Stepping = 10 Features=0xbfebfbff
...
lcc1-re0:
-----
Copyright (c) 1996-2009, Juniper Networks, Inc.
All rights reserved.
Copyright (c) 1992-2006 The FreeBSD Project.
Copyright (c) 1979, 1980, 1983, 1986, 1988, 1989, 1991, 1992, 1993, 1994
    The Regents of the University of California. All rights reserved.
JUNOS 9.6-20090617.0 #0: 2009-06-17 04:15:14 UTC

builder@lanath.juniper.net:/volume/build/junos/9.6/production/20090617.0/obj-i386/bsd/sys/compile/JUNIPER
Timecounter "i8254" frequency 1193182 Hz quality 0
CPU: Intel(R) Xeon(R) CPU          @ 1.86GHz (1862.01-MHz 686-class CPU)

Origin = "GenuineIntel" Id = 0x1067a Stepping = 10
Features=0xbfebfbff
...

```

**show system
boot-messages
(QFX3500 Switch)**

```

user@switch> show sytem boot-messages
getmemsize: msgbufp[size=32768] = 0x81d07fe4

System physical memory distribution:
-----
Total physical memory: 4160749568 (3968 MB)
Physical memory used: 3472883712 (3312 MB)
Physical memory allocated to kernel: 2130706432 (2032 MB)
Physical memory allocated to user BTLB: 1342177280 (1280 MB)
-----

Copyright (c) 1996-2010, Juniper Networks, Inc.
All rights reserved.
Copyright (c) 1992-2006 The FreeBSD Project.
Copyright (c) 1979, 1980, 1983, 1986, 1988, 1989, 1991, 1992, 1993, 1994
    The Regents of the University of California. All rights reserved.
JUNOS 11.1I #0: 2010-09-17 19:18:07 UTC

ssiano@svl-junos-pool125.juniper.net:/c/ssiano/DEV_QFX_SI_BRANCH/03/20100917.399988/
obj-xlr/bsd/sys/compile/JUNIPER-DCTOR
WARNING: debug.mpsafenet forced to 0 as ipsec requires Giant
JUNOS 11.1I #0: 2010-09-17 19:18:07 UTC

ssiano@svl-junos-pool125.juniper.net:/c/ssiano/DEV_QFX_SI_BRANCH/03/20100917.399988/
obj-xlr/bsd/sys/compile/JUNIPER-DCTOR
real memory = 3472883712 (3312MB)
avail memory = 1708171264 (1629MB)
cpuid: 0, btlb_cpumap:0xffffffff8

```

```
FreeBSD/SMP: Multiprocessor System Detected: 12 CPUs
ETHERNET SOCKET BRIDGE initialising
Initializing QFX platform properties ..
cpu0 on motherboard
: RMI's XLR CPU Rev. 0.3 with no FPU implemented
  L1 Cache: I size 32kb(32 line), D size 32kb(32 line), eight way.
  L2 Cache: Size 1024kb, eight way
pic_lbus0: <XLR Local Bus>
pic_lbus0: <XLR Local Bus> on motherboard
Enter qfx control ethernet probe addr:0xc5eeec00
gmac4: <XLR GMAC GE Ethernet> on pic_lbus0
me0: Ethernet address 00:1d:b5:f7:68:40
Enter qfx control ethernet probe addr:0xc5eeeb40
gmac5: <XLR GMAC GE Ethernet> on pic_lbus0
me1: Ethernet address 00:1d:b5:f7:68:41
Enter qfx control ethernet probe addr:0xc5eeea80
gmac6: <XLR GMAC GE Ethernet> on pic_lbus0
me1: Ethernet address 00:1d:b5:f7:68:42
sio0 on pic_lbus0
Entering sioattach
sio0: type 16550A, console
xls_setup_intr: skip irq 3, xlr regs are set up somewhere else.
gblmem0 on pic_lbus0
ehci0: <RMI XLS USB 2.0 controller> on pic_lbus0
ehci_bus_attach: allocated resource. tag=1, base=bef24000
xls_ehci_init: endian hardware swapping NOT enabled.
usb0: EHCI version 1.0
usb0 on ehci0
usb0: USB revision 2.0
uhub0: vendor 0x0000 EHCI root hub, class 9/0, rev 2.00/1.00, addr 1
uhub0: 2 ports with 2 removable, self powered
umass0: USB USBFlashDrive, rev 2.00/11.00, addr 2
pcib0: PCIe link 0 up
pcib0: PCIe link 2 up
pcib0: PCIe link 3 up
pcib0: <XLS PCI Host Controller> on pic_lbus0
pci0: <PCI bus> on pcib0
pcib1: <PCI-PCI bridge> at device 0.0 on pci0
pci1: <PCI bus> on pcib1
pci1: <network, ethernet> at device 0.0 (no driver attached)
pcib2: <PCI-PCI bridge> at device 1.0 on pci0
pcib3: <PCI-PCI bridge> at device 2.0 on pci0
pci2: <PCI bus> on pcib3
pci2: <network, ethernet> at device 0.0 (no driver attached)
pcib4: <PCI-PCI bridge> at device 3.0 on pci0
pci3: <PCI bus> on pcib4
pci3: <network, ethernet> at device 0.0 (no driver attached)
cfi device address space at 0xbc000000
cfi0: <AMD/Fujitsu - 8MB> on pic_lbus0
cfi device address space at 0xbc000000
i2c0: <I2C bus controller> on pic_lbus0
i2c1: <I2C bus controller> on pic_lbus0
qfx_fmn0 on pic_lbus0
pool offset 1503776768
xlr_lbus0: <XLR Local Bus Controller> on motherboard
qfx_bcp1d_probe[124]
qfx_bcp1d_probe[138]: dev_type=0x0
qfx_bcp1d_probe[124]
qfx_bcp1d0: QFX BCPLD probe success
qfx_bcp1d0qfx_bcp1d_attach[174]
qfx_bcp1d_attach[207] : bus_space_tag=0x0, bus_space_handle=0xbd900000
```

```
qfx_bcpld_probe[124]
qfx_bcpld1: QFX BCPLD probe success
qfx_bcpld1qfx_bcpld_attach[174]
tor_bcpld_slave_attach[1245] : bus_space_tag=0x0, bus_space_handle=0xbda00000
Initializing product: 96 ..
bmeb: bmeb_lib_init done 0xc60a5000, addr 0x809c99a0
bme0:Virtual BME driver initializing
Timecounter "mips" frequency 1200000000 Hz quality 0
Timecounter "xlr_pic_timer" frequency 66666666 Hz quality 1
Timecounters tick every 1.000 msec
Loading the NETPFE fc module
IPsec: Initialized Security Association Processing.
SMP: AP CPU #3 Launched!
SMP: AP CPU #1 Launched!
SMP: AP CPU #2 Launched!
SMP: AP CPU #4 Launched!
SMP: AP CPU #5 Launched!
SMP: AP CPU #7 Launched!
SMP: AP CPU #6 Launched!
SMP: AP CPU #11 Launched!
SMP: AP CPU #10 Launched!
SMP: AP CPU #9 Launched!
SMP: AP CPU #8 Launched!
da0 at umass-sim0 bus 0 target 0 lun 0
da0: <USB USBFlashDrive 1100> Removable Direct Access SCSI-0 device
da0: 40.000MB/s transfers
da0: 3920MB (8028160 512 byte sectors: 255H 63S/T 499C)
Trying to mount root from ufs:/dev/da0s1a
```

show system license

Syntax	show system license <installed keys usage>
Release Information	Command introduced before Junos OS Release 7.4. Command introduced in Junos OS Release 9.0 for EX Series switches. Command introduced in Junos OS Release 11.1 for the QFX Series.
Description	Display licenses and information about how they are used.
Options	<p>none—Display all license information.</p> <p>installed—(Optional) Display installed licenses only.</p> <p>keys—(Optional) Display a list of license keys. Use this information to verify that each expected license key is present.</p> <p>usage—(Optional) Display the state of licensed features.</p>
Required Privilege Level	maintenance
List of Sample Output	show system license on page 232 show system license installed on page 232 show system license keys on page 232 show system license usage on page 232 show system license (QFX Series) on page 233
Output Fields	Table 11 on page 230 lists the output fields for the show system license command. Output fields are listed in the approximate order in which they appear.

Table 11: show system license Output Fields

Field Name	Field Description
Feature name	Name assigned to the configured feature. You use this information to verify that all the features for which you installed licenses are present.
Licenses used	<p>Number of licenses used by a router or switch. You use this information to verify that the number of licenses used matches the number configured. If a licensed feature is configured, the feature is considered used.</p> <p>NOTE: In Junos OS Release 10.1 and later, the Licenses used column displays the actual usage count based on the number of active sessions or connections as reported by the corresponding feature daemons. This is applicable for scalable license-based features such as Subscriber Access (scale-subscriber), L2TP (scale-l2tp), Mobile IP (scale-mobile-ip), and so on.</p>

Table 11: show system license Output Fields (*continued*)

Field Name	Field Description
Licenses installed	<p>Information about the installed license key:</p> <ul style="list-style-type: none">• License identifier—Identifier associated with a license key.• State—State of the license key:valid or invalid. An invalid state indicates that the key was entered incorrectly or is not valid for the specific device.• License version—Version of a license. The version indicates how the license is validated, the type of signature, and the signer of the license key.• Valid for device—Device that can use a license key.• Group defined—Group membership of a device.• Features—Feature associated with a license, such as data link switching (DLSw).
Licenses needed	Number of licenses required for features being used but not yet properly licensed.
Expiry	Amount of time left within the grace period before a license is required for a feature being used.

Sample Output

show system license

```
user@host> show system license
```

License usage:

Feature name	Licenses used	Licenses installed	Licenses needed	Expiry
subscriber-accounting	2	2	0	permanent
subscriber-authentication	1	2	0	permanent
subscriber-address-assignment	2	2	0	permanent
subscriber-vlan	2	2	0	permanent
subscriber-ip	0	2	0	permanent
scale-subscriber	2	3	0	permanent
scale-l2tp	4	5	0	permanent
scale-mobile-ip	1	2	0	permanent

Licenses installed:

License identifier: XXXXXXXXXX

License version: 2

Features:

```
subscriber-accounting - Per Subscriber Radius Accounting
permanent
subscriber-authentication - Per Subscriber Radius Authentication
permanent
subscriber-address-assignment - Radius/SRC Address Pool Assignment
permanent
subscriber-vlan - Dynamic Auto-sensed Vlan
permanent
subscriber-ip - Dynamic and Static IP
permanent
```

show system license installed

```
user@host> show system license installed
```

License identifier: XXXXXXXXXX

License version: 2

Features:

```
subscriber-accounting - Per Subscriber Radius Accounting
permanent
subscriber-authentication - Per Subscriber Radius Authentication
permanent
subscriber-address-assignment - Radius/SRC Address Pool Assignment
permanent
subscriber-vlan - Dynamic Auto-sensed Vlan
permanent
subscriber-ip - Dynamic and Static IP
permanent
```

show system license keys

```
user@host> show system license keys
```

```
XXXXXXXXXX xxxxxx xxxxxx xxxxxx xxxxxx xxxxxx xxxxxx
          xxxxxx xxxxxx xxxxxx xxxxxx xxxxxx xxxxxx
          xxxxxx xxxxxx xxx
```

show system license usage

```
user@host> show system license usage
```

License usage:

Feature name	Licenses used	Licenses installed	Licenses needed	Expiry
subscriber-accounting	2	2	0	permanent
subscriber-authentication	1	2	0	permanent

subscriber-address-assignment	2	2	0	permanent
subscriber-vlan	2	2	0	permanent
subscriber-ip	0	2	0	permanent
scale-subscriber	2	3	0	permanent
scale-l2tp	4	5	0	permanent
scale-mobile-ip	1	2	0	permanent

show system license (QFX Series)

user@switch> show system license

License usage:

Feature name	Licenses used	Licenses installed	Licenses needed	Expiry
qfx-edge-fab	1	1	1	permanent

Licenses installed:


License identifier: JUNOS417988

License version: 1

Features:

qfx-edge-fab	-	QFX3000 Series QF/Node feature license
permanent		

show system snapshot

Syntax	show system snapshot
Syntax (EX Series Switches)	show system snapshot <all-members local member <i>member-id</i> > <media (external internal)>
Release Information	Command introduced in Junos OS Release 7.6. Command introduced in Junos OS Release 10.0 for EX Series switches.
Description	<p>Display information about the backup software:</p> <ul style="list-style-type: none"> On the routers, display information about the backup software, which is located in the /altroot, and /altconfig file systems or on the alternate media. On the switches, display information about the backup of the root file system (/) and directories /altroot, /config, /var, and /var/tmp, which are located either on an external USB flash drive or in internal flash memory.
	<div>  <p>NOTE: To back up software, use the request system snapshot command.</p> </div>
Options	<p>none—Display information about the backup software.</p> <p>all-members local member <i>member-id</i>—(EX Series switch Virtual Chassis only) (Optional) Display the snapshot in a Virtual Chassis:</p> <ul style="list-style-type: none"> all-members—Display the snapshot for all members of the Virtual Chassis. local—Display the snapshot on the member of the Virtual Chassis that you are currently logged into. member <i>member-id</i>—Display the snapshot for the specified member of the Virtual Chassis. <p>media (external internal)—(EX Series switch only) (Optional) Display the destination media location for the snapshot. The external option specifies the snapshot on an external mass storage device, such as a USB flash drive. The internal option specifies the snapshot on an internal memory source, such as internal flash memory. If no additional options are specified, the command displays the snapshot stored in both slices.</p>
Required Privilege Level	view
Related Documentation	<ul style="list-style-type: none"> request system snapshot on page 192
List of Sample Output	show system snapshot (Router) on page 236

[show system snapshot media external \(Switch\) on page 236](#)

[show system snapshot media internal \(Switch\) on page 236](#)

Output Fields [Table 12 on page 235](#) lists the output fields for the **show system snapshot** command. Output fields are listed in the approximate order in which they appear.

Table 12: show system snapshot Output Fields

Field Name	Field Description
Creation date	Date and time of the last snapshot.
JUNOS version on snapshot	Junos OS release number of individual software packages.

Sample Output

show system snapshot (Router)

```
user@host> show system snapshot
Information for snapshot on hard-disk
Creation date: Oct 5 13:53:29 2005
JUNOS version on snapshot:
  jbase   : 7.3R2.5
  jcrypto: 7.3R2.5
  jdocs   : 7.3R2.5
  jkernel: 7.3R2.5
  jpfe    : M40-7.3R2.5
  jroute  : 7.3R2.5
```

show system snapshot media external (Switch)

```
user@switch> show system snapshot media external
Information for snapshot on      external (/dev/dals1a) (backup)
Creation date: Mar 19 03:37:18 2012
JUNOS version on snapshot:
  jbase   : ex-12.1I20120111_0048_user
  jcrypto-ex: 12.1I20120111_0048_user
  jdocs-ex: 12.1I20120111_0048_user
  jroute-ex: 12.1I20120111_0048_user
  jswitch-ex: 12.1I20120111_0048_user
  jweb-ex: 12.1I20120111_0048_user
Information for snapshot on      external (/dev/dals2a) (primary)
Creation date: Mar 19 03:38:25 2012
JUNOS version on snapshot:
  jbase   : ex-12.2I20120305_2240_user
  jcrypto-ex: 12.2I20120305_2240_user
  jdocs-ex: 12.2I20120305_2240_user
  jroute-ex: 12.2I20120305_2240_user
  jswitch-ex: 12.2I20120305_2240_user
  jweb-ex: 12.2I20120305_2240_user
```

show system snapshot media internal (Switch)

```
user@switch> show system snapshot media internal
Information for snapshot on internal (/dev/da0s1a) (backup)
Creation date: Mar 14 05:01:02 2011
JUNOS version on snapshot:
  jbase   : 11.1R1.9
  jcrypto-ex: 11.1R1.9
  jdocs-ex: 11.1R1.9
  jkernel-ex: 11.1R1.9
  jroute-ex: 11.1R1.9
  jswitch-ex: 11.1R1.9
  jweb-ex: 11.1R1.9
  jpfe-ex42x: 11.1R1.9
Information for snapshot on internal (/dev/da0s2a) (primary)
Creation date: Mar 30 08:46:27 2011
JUNOS version on snapshot:
  jbase   : 11.2-20110330.0
  jcrypto-ex: 11.2-20110330.0
  jdocs-ex: 11.2-20110330.0
  jkernel-ex: 11.2-20110330.0
  jroute-ex: 11.2-20110330.0
  jswitch-ex: 11.2-20110330.0
  jweb-ex: 11.2-20110330.0
  jpfe-ex42x: 11.2-20110330.0
```

CHAPTER 7

Operational Commands: System Monitoring

show chassis alarms

Syntax	show chassis alarms
Syntax (TX Matrix Routers)	show chassis alarms <lcc <i>number</i> scc>
Syntax (TX Matrix Plus Routers)	show chassis alarms <lcc <i>number</i> sfc <i>number</i> >
Syntax (MX Series Routers)	show chassis alarms <all-members> <local> <member <i>member-id</i> >
Syntax (MX2010 3D Universal Edge Routers)	show chassis alarms
Syntax (MX2020 3D Universal Edge Routers)	show chassis alarms
Syntax (QFX Series)	show chassis alarms <interconnect-device <i>name</i> > <node-device <i>name</i> >
Syntax (PTX Series Packet Transport Switches)	show chassis alarms
Syntax (ACX Series Universal Access Routers)	show chassis alarms
Release Information	<p>Command introduced before Junos OS Release 7.4.</p> <p>Command introduced in Junos OS Release 9.0 for EX Series switches.</p> <p>sfc option for the TX Matrix Plus router introduced in Junos OS Release 9.6.</p> <p>Command introduced in Junos OS Release 11.1 for the QFX Series.</p> <p>Command introduced in Junos OS Release 12.1 for the PTX Series Packet Transport Switches.</p> <p>Command introduced in Junos OS Release 12.2 for the ACX Series Universal Access Routers.</p> <p>Command introduced in Junos OS Release 12.3 for MX2020 3D Universal Edge Routers.</p> <p>Command introduced in Junos OS Release 12.3 for MX2010 3D Universal Edge Routers.</p>
Description	Display information about the conditions that have been configured to trigger alarms.
Options	none —Display information about the conditions that have been configured to trigger alarms.

all-members—(MX Series routers only) (Optional) Display information about alarm conditions for all the member routers of the Virtual Chassis configuration.

interconnect-device *name*—(QFabric systems only) (Optional) Display information about alarm conditions for the Interconnect device.

lcc *number* — (TX Matrix and TX Matrix Plus routers only) (Optional) On the TX Matrix router, show information about a specified T640 router (or line-card chassis) that is connected to the TX Matrix router. On the TX Matrix Plus router, show information about a specified T1600 router (or line-card chassis) that is connected to the TX Matrix Plus router. Replace ***number*** with a value from 0 through 3.

local—(MX Series routers only) (Optional) Display information about alarm conditions for the local Virtual Chassis member.

member *member-id*—(MX Series routers only) (Optional) Display information about alarm conditions for the specified member of the Virtual Chassis configuration. Replace ***member-id*** with a value of 0 or 1.

node-device *name*—(QFabric systems only) (Optional) Display information about alarm conditions for the Node device.

scc—(TX Matrix router only) (Optional) Show information about the TX Matrix router (or switch-card chassis).

sfc *number*—(TX Matrix Plus router only) (Optional) Show information about the TX Matrix Plus router (or switch-fabric chassis). Replace ***number*** with 0.

Additional Information

You cannot clear the alarms for chassis components. Instead, you must remedy the cause of the alarm. When a chassis alarm is lit, it indicates that you are running the router or switch in a manner that we do not recommend.

On routers, you can manually silence external devices connected to the alarm relay contacts by pressing the alarm cutoff button, located on the craft interface. Silencing the device does not remove the alarm messages from the display (if present on the router) or extinguish the alarm LEDs. In addition, new alarms that occur after you silence an external device reactivate the external device.

In Junos OS release 11.1 and later, alarms for fans also show the slot number of the fans in the CLI output.

In Junos OS Release 11.2 and later, the command output on EX8200 switches shows the detailed location (**Plane/FPC/PFE**) for link errors in the chassis.

In Junos OS Release 10.2 and later, an alarm is shown on T Series routers for a standby sonic clock generator (SCG) that is offline or absent.

You may often see the following error messages, in which only the error code is shown and no other information is provided:

```
Apr 12 08:04:10 send: red alarm set, device FPC 6, reason FPC 6 Major Errors - Error code: 257
```

Apr 12 08:04:19 send: red alarm set, device FPC 1, reason FPC 1 Major Errors - Error code: 559

To understand what CM_ALARM error codes mean, you need to first identify the structure of the CM_ALARM codes. A CM_ALARM code has the following structure:

Bits:	Error type:
1-31	Major (1)
0	Minor (0)

As per the above table, the LSB (bit 0) identifies the **Error Type** (major alarm, if the bit is set and minor alarm if the bit is unset). The rest of the bits (1 - 31) identify the actual error code.

Take an example of the following error code, which was logged on a T1600:

Apr 12 08:04:10 send: red alarm set, device FPC 1, reason FPC 1 Major Errors - Error code: 559

First, you have to convert 559 to binary; that is **100010111**. The LSB in this case is 1, which means that this is a major alarm. After removing the LSB, you are left with **10001011**, which is equal to 279 in decimal. This is the actual error code, its meaning can be found from the following list:

Chip Type: L Chip	Code
CMALARM_LCHIP_LOUT_DESRD_PARITY_ERR	1
CMALARM_LCHIP_LOUT_DESRD_UNINIT_ERR	2
CMALARM_LCHIP_LOUT_DESRD_ILLEGALLINK_ERR	3
CMALARM_LCHIP_LOUT_DESRD_ILLEGALSIZERR	4
CMALARM_LCHIP_LOUT_HDRF_TOERR_ERR	5
CMALARM_LCHIP_LOUT_HDRF_PARITY_ERR	6
CMALARM_LCHIP_LOUT_HDRF_UCERR_ERR	7
CMALARM_LCHIP_LOUT_NLIF_CRCDROP_ERR	8
CMALARM_LCHIP_LOUT_NLIF_CRCERR_ERR	9
CMALARM_LCHIP_UCODE_TIMEOUT_ERR	10
CMALARM_LCHIP_LIN_SRCTL_ACCT_DROP_ERR	11
CMALARM_LCHIP_LIN_SRCTL_ACCT_ADDR_SIZE_ERR	12

CMALARM_LCHIP_SRAM_PARITY_ERR	13
CMALARM_LCHIP_UCODE_OVFLW_ERR	14
CMALARM_LCHIP_LOUT_HDRF_MTU_ERR	15
<hr/>	
Chip Type: M Chip	Code
CMALARM_MCHIP_ECC_UNCORRECT_ERR	128
<hr/>	
Chip Type: N Chip	Code
CMALARM_NCHIP_RDDMA_JBUS_TIMEOUT_ERR	256
CMALARM_NCHIP_RDDMA_FIFO_OVFLW_ERR	257
CMALARM_NCHIP_RDDMA_FIFO_UNFLW_ERR	258
CMALARM_NCHIP_RDDMA_SIZE_ERR	259
CMALARM_NCHIP_RDDMA_JBUS_CRC_ERR	260
CMALARM_NCHIP_WRDMA_PKTR_ERR	261
CMALARM_NCHIP_WRDMA_PKT_CRC_ERR	262
CMALARM_NCHIP_WRDMA_JBUS_TIMEOUT_ERR	263
CMALARM_NCHIP_WRDMA_FIFO_OVFLW_ERR	264
CMALARM_NCHIP_WRDMA_FIFO_UNFLW_ERR	265
CMALARM_NCHIP_WRDMA_PKT_LEN_ERR	266
CMALARM_NCHIP_WRDMA_JBUS_CRC_ERR	267
CMALARM_NCHIP_PKTR_DMA_AGE_ERR	268
CMALARM_NCHIP_PKTR_ICELLSIG_ERR	269
CMALARM_NCHIP_PKTR_FTTL_ERR	270
CMALARM_NCHIP_RODR_OFFSET_OVFLW_ERR	271
CMALARM_NCHIP_PKTR_TMO_CELL_ERR	272
CMALARM_NCHIP_PKTR_TMO_OUTRANGE_ERR	273
CMALARM_NCHIP_PKTR_MD_REQUEST_Q_OVFLW_ERR	274

CMALARM_NCHIP_PKTR_DMA_BUFFER_OVFLW_ERR	275
CMALARM_NCHIP_PKTR_GRT_OVFLW_ERR	276
CMALARM_NCHIP_FRQ_ERR	277
CMALARM_NCHIP_RODR_IN_Q_OVFLW_ERR	278
CMALARM_NCHIP_DBUF_CRC_ERR	279
<hr/>	
Chip Type: R Chip	Code
CMALARM_RCHIP_SRAM_PARITY_ERR	512
<hr/>	
Chip Type: R Chip	Code
CMALARM_ICHIP_WO_DESRD_ID_ERR	601
CMALARM_ICHIP_WO_DESRD_DATA_ERR	602
CMALARM_ICHIP_WO_DESRD_OFLOW_ERR	603
CMALARM_ICHIP_WO_HDRF_UCERR_ERR	604
CMALARM_ICHIP_WO_HDRF_MTUERR_ERR	605
CMALARM_ICHIP_WO_HDRF_PARITY_ERR	606
CMALARM_ICHIP_WO_HDRF_TOERR_ERR	607
CMALARM_ICHIP_WO_IP_CRC_ERR	608
CMALARM_ICHIP_WO_IP_INTER_ERR	609
CMALARM_ICHIP_WI_WAN_TIMEOUT_ERR	625
CMALARM_ICHIP_WI_FAB_TIMEOUT_ERR	626
CMALARM_ICHIP_RLDRAM_BIST_ERR	630
CMALARM_ICHIP_SDRAM_BIST_ERR	631
CMALARM_ICHIP_RLDRAM_PARITY_ERR	632
CMALARM_ICHIP_SDRAM_UNCORRECT_ERR	633
CMALARM_ICHIP_SDRAM_CORRECT_ERR	634
CMALARM_ICHIP_FUSE_DONE_ERR	635

According to the table above, the **279** error code corresponds to **CMALARM_NCHIP_DBUF_CRC_ERR**; this means that new CRC errors were seen on the NCHIP of this particular FPC, which is FPC as per the logs.

If you do not want to convert decimal to binary and vice-versa, you may use the following shortcut:

For major alarms, the **Actual Error Code = (Error Code - 1)/2**, where **Error Code** is the code that you get in the log message. For example, if you get the following log:

Apr 12 08:04:10 send: red alarm set, device FPC 6, reason FPC 6 Major Errors - Error code: 257

Actual Error Code = $(257-1)/2 = 128$. Similarly, for minor alarms, Actual Error Code = $(\text{Error Code})/2$

Required Privilege Level

view

Related Documentation

- [Configuring an Alarm Entry and Its Attributes](#)
- [Chassis Conditions That Trigger Alarms](#)

List of Sample Output

[show chassis alarms \(Alarms Active\) on page 245](#)
[show chassis alarms \(No Alarms Active\) on page 245](#)
[show chassis alarms \(Fan Tray\) on page 245](#)
[show chassis alarms \(MX2020 Router\) on page 245](#)
[show chassis alarms \(MX2010 Router\) on page 245](#)
[show chassis alarms \(T4000 Router\) on page 245](#)
[show chassis alarms \(Unreachable Destinations Present on a T Series Router\) on page 245](#)
[show chassis alarms \(FPC Offline Due to Unreachable Destinations on a T Series Router\) on page 246](#)
[show chassis alarms \(SCG Absent on a T Series Router\) on page 247](#)
[show chassis alarms \(Alarms Active on a TX Matrix Router\) on page 247](#)
[show chassis alarms \(Alarms on a T4000 Router After the enhanced-mode Statement is Enabled\) on page 247](#)
[show chassis alarms \(Backup Routing Engine\) on page 248](#)
[show chassis alarms \(Alarms Active on the QFX Series\) on page 248](#)
[show chassis alarms node-device \(Alarms Active on the QFabric System\) on page 248](#)
[show chassis alarms \(Alarms Active on the QFabric System\) on page 249](#)
[show chassis alarms \(Alarms Active on an EX8200 Switch\) on page 249](#)
[show chassis alarms \(Alarms Active on a PTX5000 Packet Transport Switch\) on page 249](#)
[show chassis alarms \(Alarms Active on an ACX2000 Universal Access Router\) on page 250](#)

Output Fields

[Table 13 on page 244](#) lists the output fields for the **show chassis alarms** command. Output fields are listed in the approximate order in which they appear.

Table 13: show chassis alarms Output Fields

Field Name	Field Description
Alarm time	Date and time the alarm was first recorded.
Class	Severity class for this alarm: Minor or Major .
Description	Information about the alarm.

Sample Output

show chassis alarms (Alarms Active)

```
user@host> show chassis alarms
3 alarms are currently active
Alarm time      Class  Description
2000-02-07 10:12:22 UTC Major fxp0: ethernet link down
2000-02-07 10:11:54 UTC Minor YELLOW ALARM - PEM 1 Removed
2000-02-07 10:11:03 UTC Minor YELLOW ALARM - Lower Fan Tray Removed
```

show chassis alarms (No Alarms Active)

```
user@host> show chassis alarms
No alarms are currently active
```

show chassis alarms (Fan Tray)

```
user@host> show chassis alarms
4 alarms currently active
Alarm time      Class  Description
2010-11-11 20:27:38 UTC Major Side Fan Tray 7 Failure
2010-11-11 20:27:13 UTC Minor Side Fan Tray 7 Overspeed
2010-11-11 20:27:13 UTC Major Side Fan Tray 5 Failure
2010-11-11 20:27:13 UTC Major Side Fan Tray 0 Failure
```

show chassis alarms (MX2020 Router)

```
user@host> show chassis alarms
1 alarms currently active
Alarm time Class Description
2012-10-03 12:14:59 PDT Minor Plane 0 not online
```

show chassis alarms (MX2010 Router)

```
user@host> show chassis alarms
7 alarms currently active
Alarm time      Class  Description
2012-08-07 00:46:06 PDT Major Fan Tray 2 Failure
2012-08-06 18:24:36 PDT Minor Redundant feed missing for PSM 6
2012-08-06 07:41:04 PDT Minor Redundant feed missing for PSM 8
2012-08-04 02:42:06 PDT Minor Redundant feed missing for PSM 5
2012-08-03 21:14:24 PDT Minor Loss of communication with Backup RE
2012-08-03 12:26:03 PDT Minor Redundant feed missing for PSM 4
2012-08-03 10:40:18 PDT Minor Redundant feed missing for PSM 7
```

show chassis alarms (T4000 Router)

```
user@host> show chassis alarms
9 alarms currently active
Alarm time      Class  Description
2007-06-02 01:41:10 UTC Minor RE 0 Not Supported
2007-06-02 01:41:10 UTC Minor CB 0 Not Supported
2007-06-02 01:41:10 UTC Minor Mixed Master and Backup RE types
2007-05-30 19:37:33 UTC Major SPMB 1 not online
2007-05-30 19:37:29 UTC Minor Front Bottom Fan Tray Absent
2007-05-30 19:37:13 UTC Major PEM 1 Input Failure
2007-05-30 19:37:13 UTC Major PEM 0 Not OK
2007-05-30 19:37:03 UTC Major PEM 0 Improper for Platform
2007-05-30 19:37:03 UTC Minor Backup RE Active
```

show chassis alarms (Unreachable)

```
user@host> show chassis alarms
10 alarms currently active
Alarm time      Class  Description
```

**Destinations Present
on a T Series Router)**

```
2011-08-30 18:43:53 PDT Major FPC 7 has unreachable destinations
2011-08-30 18:43:53 PDT Major FPC 5 has unreachable destinations
2011-08-30 18:43:52 PDT Major FPC 3 has unreachable destinations
2011-08-30 18:43:52 PDT Major FPC 2 has unreachable destinations
2011-08-30 18:43:52 PDT Minor SIB 0 Not Online
2011-08-30 18:43:33 PDT Minor SIB 4 Not Online
2011-08-30 18:43:28 PDT Minor SIB 3 Not Online
2011-08-30 18:43:05 PDT Minor SIB 2 Not Online
2011-08-30 18:43:28 PDT Minor SIB 1 Not Online
2011-08-30 18:43:05 PDT Major PEM 1 Not Ok
```

**show chassis alarms
(FPC Offline Due to
Unreachable**

```
user@host> show chassis alarms
10 alarms currently active
Alarm time          Class Description
2011-08-30 18:43:53 PDT Major FPC 7 offline due to unreachable destinations
```

Destinations on a T Series Router)

```

2011-08-30 18:43:53 PDT Major FPC 5 offline due to unreachable destinations
2011-08-30 18:43:52 PDT Major FPC 3 offline due to unreachable destinations
2011-08-30 18:43:52 PDT Major FPC 2 offline due to unreachable destinations
2011-08-30 18:43:52 PDT Minor SIB 0 Not Online
2011-08-30 18:43:33 PDT Minor SIB 4 Not Online
2011-08-30 18:43:28 PDT Minor SIB 3 Not Online
2011-08-30 18:43:05 PDT Minor SIB 2 Not Online
2011-08-30 18:43:28 PDT Minor SIB 1 Not Online
2011-08-30 18:43:05 PDT Major PEM 1 Not Ok

```

show chassis alarms (SCG Absent on a T Series Router)

```

user@host> show chassis alarms
4 alarms currently active
Alarm time          Class Description
2011-01-23 21:42:46 PST Major SCG 0 NO EXT CLK MEAS-BKUP SCG ABS

```

show chassis alarms (Alarms Active on a TX Matrix Router)

```

user@host> show chassis alarms
scc-re0:
-----
8 alarms currently active
Alarm time          Class Description
2004-08-05 18:43:53 PDT Minor LCC 0 Minor Errors
2004-08-05 18:43:53 PDT Minor SIB 3 Not Online
2004-08-05 18:43:52 PDT Major SIB 2 Absent
2004-08-05 18:43:52 PDT Major SIB 1 Absent
2004-08-05 18:43:52 PDT Major SIB 0 Absent
2004-08-05 18:43:33 PDT Major LCC 2 Major Errors
2004-08-05 18:43:28 PDT Major LCC 0 Major Errors
2004-08-05 18:43:05 PDT Minor LCC 2 Minor Errors
lcc0-re0:
-----
5 alarms currently active
Alarm time          Class Description
2004-08-05 18:43:53 PDT Minor SIB 3 Not Online
2004-08-05 18:43:49 PDT Major SIB 2 Absent
2004-08-05 18:43:49 PDT Major SIB 1 Absent
2004-08-05 18:43:49 PDT Major SIB 0 Absent
2004-08-05 18:43:28 PDT Major PEM 0 Not OK
lcc2-re0:
-----
5 alarms currently active
Alarm time          Class Description
2004-08-05 18:43:35 PDT Minor SIB 3 Not Online
2004-08-05 18:43:33 PDT Major SIB 2 Absent
2004-08-05 18:43:33 PDT Major SIB 1 Absent
2004-08-05 18:43:33 PDT Major SIB 0 Absent
2004-08-05 18:43:05 PDT Minor PEM 1 Absent

```

show chassis alarms (Alarms on a T4000 Router After the

On T4000 routers, when you include the **enhanced-mode** statement at the **[edit chassis network-services]** hierarchy level and reboot the system, only the T4000 Type 5 FPCs present on the router are online while the remaining FPCs are offline, and FPC misconfiguration alarms are generated. The **show chassis alarm** command output displays

**enhanced-mode
Statement is Enabled)**

FPC misconfiguration (FPC *fpc-slot* misconfig) as the reason for the generation of the alarms.

```
user@host> show chassis alarms
2 alarms currently active
Alarm time           Class  Description
2011-10-22 10:10:47 PDT Major  FPC 1 misconfig
2011-10-22 10:10:46 PDT Major  FPC 0 misconfig
```

**show chassis alarms
(Backup Routing
Engine)**

```
user@host> show chassis alarms
2 alarms are currently active
Alarm time           Class  Description
2005-04-07 10:12:22 PDT Minor  Host 1 Boot from alternate media
2005-04-07 10:11:54 PDT Major  Host 1 compact-flash missing in Boot List
```

**show chassis alarms
(Alarms Active on the
QFX Series)**

```
user@switch> show chassis alarms
1 alarms currently active
Alarm time           Class  Description
2012-03-05 2:10:24 UTC Major  FPC 0 PEM 0 Airflow not matching Chassis Airflow
```

**show chassis alarms
node-device (Alarms**

```
user@switch> show chassis alarms node-device ED3691
node-device ED3694
3 alarms currently active
```

Active on the QFabric System)

Alarm time	Class	Description
2011-08-24 16:04:15 UTC	Major	ED3694:fte-0/1/2: Link down
2011-08-24 16:04:14 UTC	Major	ED3694:fte-0/1/0: Link down
2011-08-24 14:21:14 UTC	Major	ED3694 PEM 0 is not supported/powered

show chassis alarms (Alarms Active on the QFabric System)

```
user@switch> show chassis alarms
IC-A0001:
```

```
-----
1 alarms currently active
Alarm time      Class  Description
2011-08-24 16:04:15 UTC  Minor  Backup RE Active
```

```
ED3694:
```

```
-----
3 alarms currently active
Alarm time      Class  Description
2011-08-24 16:04:15 UTC  Major  ED3694:fte-0/1/2: Link down
2011-08-24 16:04:14 UTC  Major  ED3694:fte-0/1/0: Link down
2011-08-24 14:21:14 UTC  Major  ED3694 PEM 0 is not supported/powered
```

```
SNG-0:
```

```
NW-NG-0:
```

```
-----
1 alarms currently active
Alarm time      Class  Description
2011-08-24 15:49:27 UTC  Major  ED3691 PEM 0 is not supported/powered
```

show chassis alarms (Alarms Active on an EX8200 Switch)

```
user@switch> show chassis alarms
```

```
6 alarms currently active
Alarm time      Class  Description
2010-12-02 19:15:22 UTC  Major  Fan Tray Failure
2010-12-02 19:15:22 UTC  Major  Fan Tray Failure
2010-12-02 19:15:14 UTC  Minor  Check CB 0 Fabric Chip 1 on Plane/FPC/PFE: 1/5/0,
1/5/1, 1/5/2, 1/5/3, 1/7/0, 1/7/1, 1/7/2, 1/7/3, 2/5/0, 2/5/1, ...
2010-12-02 19:15:14 UTC  Minor  Check CB 0 Fabric Chip 0 on Plane/FPC/PFE: 1/5/0,
1/5/1, 1/5/2, 1/5/3, 1/7/0, 1/7/1, 1/7/2, 1/7/3, 2/5/0, 2/5/1, ...
2010-12-02 19:14:18 UTC  Major  PSU 1 Output Failure
2010-12-02 19:14:18 UTC  Minor  Loss of communication with Backup RE
```

show chassis alarms (Alarms Active on a

```
user@switch> show chassis alarms
```

```
23 alarms currently active
```

**PTX5000 Packet
Transport Switch)**

Alarm time		Class	Description
2011-07-12 16:22:05	PDT Minor	No Redundant Power for Rear Chassis	
2011-07-12 16:22:05	PDT Major	PDU 0 PSM 1 Not OK	
2011-07-12 16:21:57	PDT Minor	No Redundant Power for Fan 0-2	
2011-07-12 16:21:57	PDT Major	PDU 0 PSM 0 Not OK	
2011-07-12 15:56:06	PDT Major	PDU 1 PSM 2 Not OK	
2011-07-12 15:56:06	PDT Minor	No Redundant Power for FPC 0-7	
2011-07-12 15:56:06	PDT Major	PDU 0 PSM 3 Not OK	
2011-07-12 15:28:20	PDT Major	PDU 0 PSM 2 Not OK	
2011-07-12 15:19:14	PDT Minor	Backup RE Active	

**show chassis alarms
(Alarms Active on an
ACX2000 Universal
Access Router)**

```
user@host> show chassis alarms
7 alarms currently active
Alarm time      Class  Description
2012-05-22 11:19:09 UTC Major  xe-0/3/1: Link down
2012-05-22 11:19:09 UTC Major  xe-0/3/0: Link down
2012-05-22 11:19:09 UTC Major  ge-0/1/7: Link down
2012-05-22 11:19:09 UTC Major  ge-0/1/6: Link down
2012-05-22 11:19:09 UTC Major  ge-0/1/3: Link down
2012-05-22 11:19:09 UTC Major  ge-0/1/2: Link down
2012-05-22 11:19:09 UTC Major  ge-0/1/1: Link down
```


show chassis environment

Syntax	show chassis environment
Syntax (T320, T640, T1600, and T4000 Routers)	show chassis environment <cb <i>cb-slot-number</i> > <fpc <i>fpc-slot-number</i> > <fpm> <pem <i>pem-slot-number</i> > <routing-engine <i>re-slot-number</i> > <scg <i>scg-slot-number</i> > <sib <i>sib-slot-number</i> >
Syntax (TX Matrix Routers)	show chassis environment <lcc <i>number</i> scc>
Syntax (TX Matrix Plus Routers)	show chassis environment <lcc <i>number</i> sfc <i>number</i> >
Syntax (MX Series Routers)	show chassis environment <all-members> <local> <member <i>member-id</i> >
Syntax (MX2020 3D Universal Edge Routers)	show chassis environment <adc <i>adc-slot-number</i> > <cb <i>cb-slot-number</i> > <fpc <i>fpc-slot-number</i> > <fpm> <monitored> <psm <i>psm-slot-number</i> > <routing-engine <i>re-slot-number</i> > <sfb <i>sfb-slot-number</i> >
Syntax (MX2010 3D Universal Edge Routers)	show chassis environment <adc <i>adc-slot-number</i> > <cb <i>cb-slot-number</i> > <fpc <i>fpc-slot-number</i> > <fpm> <monitored> <psm <i>psm-slot-number</i> > <routing-engine <i>re-slot-number</i> > <sfb <i>sfb-slot-number</i> >
Syntax (EX Series Switch)	show chassis environment <all-members> <cb <i>cb-slot-number</i> > <fpc <i>fpc-slot-number</i> > <local> <member <i>member-id</i> > <routing-engine <i>re-slot-number</i> >

Syntax (EX Series Switch)	<pre>show chassis environment <all-members> <cb <i>cb-slot-number</i>> <fpc <i>fpc-slot-number</i>> <local> <member <i>member-id</i>> <power-supply-unit <i>psu-slot-number</i>> <routing-engine <i>slot-number</i>></pre>
Syntax (QFX Series)	<pre>show chassis environment <cb <i>slot-number</i> <interconnect-device <i>name</i>>> <fpc <i>slot-number</i> <interconnect-device <i>name</i>>> <interconnect-device <i>name</i> <slot-number> <node-device <i>name</i>> <pem <i>slot-number</i> (interconnect-device <i>name</i> <i>slot-number</i>) (node-device <i>name</i>)> <routing-engine <i>name</i> <interconnect-device <i>name</i> <i>slot-number</i>>></pre>
Syntax (PTX Series Packet Transport Switches)	<pre>show chassis environment <cb <i>cb-slot-number</i>> <ccg <i>ccg-slot-number</i>> <fpc <i>fpc-slot-number</i>> <fpm> <monitored> <pdu <i>pdu-slot-number</i>> <routing-engine <i>re-slot-number</i>> <sib <i>sib-slot-number</i>></pre>
Syntax (ACX Series Universal Access Routers)	<pre>show chassis environment <cb <i>cb-slot-number</i>> <pem <i>pem-slot-number</i>> <routing-engine <i>re-slot-number</i>></pre>
Release Information	<p>Command introduced before Junos OS Release 7.4.</p> <p>Command introduced in Junos OS Release 9.0 for EX Series switches.</p> <p>sfc option introduced for the TX Matrix Plus router in Junos OS Release 9.6.</p> <p>Command introduced in Junos OS Release 11.1 for QFX Series.</p> <p>Command introduced in Junos OS Release 12.1 for PTX Series Packet Transport Switches.</p> <p>monitored option added in Junos OS Release 12.1 for PTX Series Packet Transport Switches.</p> <p>Command introduced in Junos OS Release 12.1 for T4000 Core Routers.</p> <p>Command introduced in Junos OS Release 12.2 for ACX Series Universal Access Routers.</p> <p>Command introduced in Junos OS Release 12.3 for MX2020 3D Universal Edge Routers.</p> <p>Command introduced in Junos OS Release 12.3 for MX2010 3D Universal Edge Routers.</p> <p>pem option introduced in Junos OS Release 12.3 for ACX4000 Universal Access Routers.</p>
Description	<p>Display environmental information about the router or switch chassis, including the temperature and information about the fans, power supplies, and Routing Engine.</p> <p>In addition on ACX4000 routers, display temperature information about the different channels of a Modular Interface Card (MIC). The number of channels displayed depends on the type of MIC installed.</p>

- Options** **none**—Display environmental information about the router or switch chassis. On a TX Matrix router, display environmental information about the TX Matrix router and its attached T640 routers. On a TX Matrix Plus router, display environmental information about the TX Matrix Plus router and its attached T1600 routers.
- all-members**—(MX Series routers and EX Series switches only) (Optional) Display chassis environmental information for all the members of the Virtual Chassis configuration.
- adc *adc-slot-number***—(MX2020 and MX2010 routers only) (Optional) Display chassis environmental information for the adapter cards. For MX2020 routers, replace ***adc-slot-number*** with a value from 0 through 19. For MX2010 routers, replace ***adc-slot-number*** with a value from 0 through 9.
- cb *cb-slot-number***—(ACX Series Universal Access Routers, EX Series switches, M120, M320, and M40e routers, MX Series routers, MX2020 routers, MX2010 routers, PTX Series Packet Transport Switches, QFX Series, and T Series routers only) (Optional) Display chassis environmental information for the Control Board. On devices other than EX Series switches, replace ***cb-slot*** with 0 or 1. For the EX Series switches, see EX Series Switches Hardware and CLI Terminology Mapping for information on CB slot numbering.
- cb interconnect-device *name***—(QFabric systems only) (Optional) Display chassis environmental information for the Control Board on an Interconnect device.
- ccg *ccg-slot-number***—(PTX Series only) (Optional) Display chassis environmental information for the Centralized Clock Generator. Replace ***cb-slot*** with a value of 0 or 1.
- fpc *fpc-slot***—(EX Series switches, M120, M320, and M40e routers, MX Series routers, MX2010 routers, MX2020 routers, PTX Series Packet Transport Switches, QFX Series, QFX3500 switches, QFabric systems, and T Series routers) (Optional) Display chassis environmental information for a specified Flexible PIC Concentrator. For MX2010 routers, replace ***fpc-slot*** with a value from 0 through 9. For MX2020 routers, replace ***fpc-slot*** with a value from 0 through 19. For information about FPC numbering, see [show chassis environment fpc](#). On a QFabric system, display chassis environmental information for a specified Flexible PIC Concentrator on an Interconnect device. On an EX Series switch, display chassis environmental information for a specified Flexible PIC Concentrator; see EX Series Switches Hardware and CLI Terminology Mapping for information on FPC numbering.
- fpm**—(M120, M320, and M40e routers, MX2010 routers, MX2020 routers, PTX Series, Packet Transport Switches, and T Series routers only) (Optional) Display chassis environmental information for the craft interface (FPM).
- interconnect-device *name***—(QFabric systems only) (Optional) Display chassis environmental information for the Interconnect device.
- monitored**—(MX2020 routers and PTX Series Packet Transport Switches only) (Optional) Display chassis environmental information for monitored temperatures only. Temperatures that are not included in temperature alarm computations are not displayed.

lcc *number*—(TX Matrix and TX Matrix Plus routers only) (Optional) On a TX Matrix router, display chassis environmental information for a specified T640 router (or line-card chassis) that is connected to the TX Matrix router. On a TX Matrix Plus router, display chassis environmental information for a specified T1600 router (or line-card chassis) that is connected to the TX Matrix Plus router. Replace ***number*** with a value from 0 through 3.

local—(MX Series routers and EX Series switches) (Optional) Display chassis environmental information for the local Virtual Chassis member.

member *member-id*—(MX Series routers and EX Series switches only) (Optional) Display chassis environmental information for the specified member of the Virtual Chassis configuration. On MX Series routers, replace ***member-id*** with a value of 0 or 1. For EX Series switches, see member for member ID values.

node-device *name*—(QFabric systems only) (Optional) Display chassis environmental information for the Node device.

pdu *pdu-slot-number*—(PTX Series only) (Optional) Display chassis environmental information for the specified power distribution unit.

pem—(QFX3500 switches and QFabric systems only) (Optional) Display chassis environmental information for the Power Entry Module on the specified Interconnect device or Node device.

pem *pem-slot-number*—(ACX Series Universal Access Routers, M120, M320, and M40e routers, MX Series routers, QFX Series, and T Series routers only) (Optional) Display chassis environmental information for the Power Entry Module on the specified Power Entry Module. For information about the options, see [show chassis environment pem](#).

psm *psm-slot-number*—(MX2020 and MX2010 routers only) (Optional) Display chassis environmental information for the power supply module. For MX2020 routers, replace ***psm-slot-number*** with a value from 0 through 17. For MX2010 routers, replace ***psm-slot-number*** with a value from 0 through 8.

psu *psu-slot-number*—(EX Series switches only) (Optional) Display chassis environmental information for a specified power supply. See EX Series Switches Hardware and CLI Terminology Mapping for detailed information.

routing-engine—(QFX3500 switches and QFabric systems only) (Optional) Display chassis environmental information for the Routing Engine on the specified Interconnect device.

routing-engine *re-slot-number*—(Optional) Display chassis environmental information for the specified Routing Engine. For information about the options, see [show chassis environment routing-engine](#).

scg—(T Series routers only) (Optional) Display chassis environmental information about the SONET Clock Generator.

scc—(TX Matrix routers only) (Optional) Display chassis environmental information about the TX Matrix router (or switch-card chassis).

sfb *sfb-slot-number*—(MX2020 and MX2010 routers only) (Optional) Display chassis environmental information for the power supply module. Replace ***sfb-slot-number*** with a value from 0 through 7.

sfc *number*—(TX Matrix Plus routers only) (Optional) Display chassis environmental information about the TX Matrix Plus router (or switch-fabric chassis). Replace ***number*** with 0.

sib *sib-slot-number*—(M320 routers, PTX Series Packet Transport Switches, and T Series routers only) (Optional) Display chassis environmental information about the specified switch interface board. For information about the options, see `show chassis environment sib`.

Required Privilege Level

view

Related Documentation

- `show chassis environment adc`
- [show chassis environment cb on page 302](#)
- `show chassis environment ccg`
- `show chassis environment cip`
- [show chassis environment fpc on page 320](#)
- `show chassis environment fpm`
- `show chassis environment mcs`
- `show chassis environment monitored`
- `show chassis environment pcg`
- `show chassis environment pdu`
- [show chassis environment pem on page 348](#)
- `show chassis environment psm`
- `show chassis environment psu`
- [show chassis environment routing-engine on page 357](#)
- `show chassis environment scg`
- `show chassis environment sfb`
- `show chassis environment sib`

List of Sample Output

[show chassis environment \(J2300 Router\) on page 259](#)
[show chassis environment \(J4300 or J6300 Router\) on page 259](#)
[show chassis environment \(M5 Router\) on page 259](#)
[show chassis environment \(M7i Router\) on page 259](#)
[show chassis environment \(M10 Router\) on page 259](#)

[show chassis environment \(M10i Router\) on page 260](#)
[show chassis environment \(M20 Router\) on page 260](#)
[show chassis environment \(M40 Router\) on page 260](#)
[show chassis environment \(M40e Router\) on page 261](#)
[show chassis environment \(M120 Router\) on page 261](#)
[show chassis environment \(M160 Router\) on page 262](#)
[show chassis environment \(M320 Router\) on page 263](#)
[show chassis environment \(MX240 Router\) on page 264](#)
[show chassis environment \(MX240 Router with Enhanced MX SCB\) on page 264](#)
[show chassis environment \(MX480 Router\) on page 265](#)
[show chassis environment \(MX480 Router with Enhanced MX SCB\) on page 266](#)
[show chassis environment \(MX960 Router\) on page 267](#)
[show chassis environment \(MX960 Router with Enhanced MX SCB\) on page 268](#)
[show chassis environment \(MX2020 Router\) on page 271](#)
[show chassis environment \(MX2010 Router\) on page 281](#)
[show chassis environment \(T320 Router\) on page 286](#)
[show chassis environment \(T640 Router\) on page 287](#)
[show chassis environment \(T4000 Router\) on page 287](#)
[show chassis environment \(TX Matrix Router\) on page 289](#)
[show chassis environment \(T1600 Router\) on page 291](#)
[show chassis environment \(TX Matrix Plus Router\) on page 291](#)
[show chassis environment \(EX4200 Standalone Switch\) on page 294](#)
[show chassis environment \(EX8216 Switch\) on page 294](#)
[show chassis environment \(QFX Series\) on page 294](#)
[show chassis environment interconnect-device \(QFabric System\) on page 295](#)
[show chassis environment node-device \(QFabric System\) on page 297](#)
[show chassis environment pem node-device \(QFabric System\) on page 298](#)
[show chassis environment \(PTX5000 Packet Transport Switch\) on page 298](#)
[show chassis environment \(ACX2000 Universal Access Router\) on page 301](#)

Output Fields [Table 14 on page 257](#) lists the output fields for the **show chassis environment** command. Output fields are listed in the approximate order in which they appear.

Table 14: show chassis environment Output Fields

Field Name	Field Description
Class	<p>Information about the category or class of chassis component:</p> <ul style="list-style-type: none"> • Power: Power information: <ul style="list-style-type: none"> • (M5, M10, M20, and M40 routers and EX Series switches only) Power supply status: OK, Testing, (during initial power-on), Failed, or Absent. • (M7i, M10i, M40e, M120, M160, M320, and T Series routers and EX Series switches only) Power Entry Modules status: OK, Testing, (during initial power-on), Check, Failed, or Absent. • (PTX Series only) Power information is reported in PDU or PSM combinations. The status is: OK, Testing, (during initial power-on), Check, Failed, or Absent. • Temp: Temperature of air flowing through the chassis in degrees Celsius (C) and Fahrenheit (F). On PTX Series Packet Transport Switches and MX2010 and MX2020 Routers, multiple cooling zones are supported. FRU temperatures in each zone are coordinated with the fan speed of fan trays in those zones. • Pic: On ACX4000 Routers, multiple temperature channels on a MIC. The status is: OK and the Measurement is in degrees Celsius (C) and Fahrenheit (F). • Fan: Fan status: OK, Testing (during initial power-on), Failed, or Absent. On PTX Series Packet Transport Switches and MX2010 and MX2020 Routers, multiple fan trays are supported. Fan status is reported in Fan Tray or Fan combinations. Measurement indicates actual fan RPM (PTX and MX2010 and MX2020 Routers only). • Misc: Information about other components of the chassis. <ul style="list-style-type: none"> • On some routers, this field indicates the status of one or more additional components. • On the M40e, M160, and M320 router, Misc includes CIP (Connector Interface Panel). OK indicates that the CIP is present. Absent indicates that the CIP is not present. • On T Series routers, Misc includes CIP and SPMB (Switch Processor Mezzanine Board). OK indicates that the CIP or SPMB is present. Absent indicates that the CIP or SPMB is not present. • On PTX Series Packet Transport Switches, Misc includes the SPMB (Switch Processor Mezzanine Board). The SPMB is located on the control boards. OK indicates that the control board is present. Absent indicates that the control board is not present.
Item	(MX2010 and MX2020 Routers) Information about the chassis component: Routing Engines, Controls Boards (CBs), Switch Fabric Boards (SFBs), PICs, Flexible PIC Concentrators (FPCs), and Adapter Cards (ADCs).
Status	<p>(MX2010 and MX2020 Routers) Status of the specified chassis component. For example, if the Class is Fan, the fan status can be:</p> <ul style="list-style-type: none"> • OK: The fans are operational. • Testing: The fans are being tested during initial power-on. • Failed: The fans have failed or the fans are not spinning. • Absent: The fan tray is not installed. <p>If the Class is Power, the power supply status can be:</p> <ul style="list-style-type: none"> • OK: The power component is operational. • Testing: The power component is being tested during initial power-on. • Check: There is insufficient power---that is, fewer than the minimum required feeds are connected. • Failed: The inputs leads have failed. • Absent: The power component is not installed.

Table 14: show chassis environment Output Fields (*continued*)

Field Name	Field Description
Measurement	(MX2010 and MX2020 Routers) Dependant on the Class. For example, if the Class is Temp, indicates the temperature in degree Celsius and degrees Fahrenheit. If the Class is Fan, indicates actual fan RPM.

Sample Output

show chassis
environment (J2300
Router)

```
user@host> show chassis environment
Class Item              Status      Measurement
Temp  Routing Engine        OK          40 degrees C / 104 degrees F
Fan   Fan                 OK
```

show chassis
environment (J4300 or
J6300 Router)

```
user@host> show chassis environment
Class Item              Status      Measurement
Temp  Routing Engine        OK          41 degrees C / 105 degrees F
Fan   Fan 0                OK
      Fan 1                OK
```

show chassis
environment (M5
Router)

```
user@host> show chassis environment
Class Item              Status      Measurement
Power Power Supply A      OK
      Power Supply B    Absent
Temp  FPC 0                OK          30 degrees C / 86 degrees F
      FEB                OK          33 degrees C / 91 degrees F
      PS Intake          OK          27 degrees C / 80 degrees F
      PS Exhaust         OK          27 degrees C / 80 degrees F
      Routing Engine     OK          34 degrees C / 93 degrees F
Fans  Left Fan 1         OK          Spinning at normal speed
      Left Fan 2         OK          Spinning at normal speed
      Left Fan 3         OK          Spinning at normal speed
      Left Fan 4         OK          Spinning at normal speed
Misc  Craft Interface     OK
```

show chassis
environment (M7i
Router)

```
user@host> show chassis environment
Class Item              Status      Measurement
Power Power Supply 0      OK
      Power Supply 1    Absent
Temp  Intake              OK          22 degrees C / 71 degrees F
      FPC 0              OK          23 degrees C / 73 degrees F
      Power Supplies     OK          23 degrees C / 73 degrees F
      CFEB Intake        OK          24 degrees C / 75 degrees F
      CFEB Exhaust       OK          29 degrees C / 84 degrees F
      Routing Engine     OK          26 degrees C / 78 degrees F
Fans  Fan 1              OK          Spinning at normal speed
      Fan 2              OK          Spinning at normal speed
      Fan 3              OK          Spinning at normal speed
      Fan 4              OK          Spinning at normal speed
```

show chassis
environment (M10
Router)

```
user@host> show chassis environment
Class Item              Status      Measurement
Power Power Supply A      OK
      Power Supply B    Failed
Temp  FPC 0                OK          36 degrees C / 96 degrees F
      FPC 1              OK          35 degrees C / 95 degrees F
      FEB                OK          34 degrees C / 93 degrees F
      PS Intake          OK          31 degrees C / 87 degrees F
      PS Exhaust         OK          34 degrees C / 93 degrees F
      Routing Engine     OK          35 degrees C / 95 degrees F
Fans  Left Fan 1         OK          Spinning at normal speed
```

	Left Fan 2	OK	Spinning at normal speed
	Left Fan 3	OK	Spinning at normal speed
	Left Fan 4	OK	Spinning at normal speed
Misc	Craft Interface	OK	

show chassis environment (M10i Router)

```
user@host> show chassis environment
```

Class	Item	Status	Measurement
Power	Power Supply 0	OK	
	Power Supply 1	OK	
	Power Supply 2	Absent	
	Power Supply 3	Absent	
Temp	Intake	OK	26 degrees C / 78 degrees F
	FPC 0	OK	27 degrees C / 80 degrees F
	FPC 1	OK	28 degrees C / 82 degrees F
	Lower Power Supplies	OK	29 degrees C / 84 degrees F
	Upper Power Supplies	OK	28 degrees C / 82 degrees F
	CFEB Intake	OK	27 degrees C / 80 degrees F
	CFEB Exhaust	OK	36 degrees C / 96 degrees F
	Routing Engine 0	OK	31 degrees C / 87 degrees F
	Routing Engine 1	OK	27 degrees C / 80 degrees F
Fans	Fan Tray 0 Fan 1	OK	Spinning at normal speed
	Fan Tray 0 Fan 2	OK	Spinning at normal speed
	Fan Tray 0 Fan 3	OK	Spinning at normal speed
	Fan Tray 0 Fan 4	OK	Spinning at normal speed
	Fan Tray 0 Fan 5	OK	Spinning at normal speed
	Fan Tray 0 Fan 6	OK	Spinning at normal speed
	Fan Tray 0 Fan 7	OK	Spinning at normal speed
	Fan Tray 0 Fan 8	OK	Spinning at normal speed
	Fan Tray 1 Fan 1	Absent	
	Fan Tray 1 Fan 2	Absent	
	Fan Tray 1 Fan 3	Absent	
	Fan Tray 1 Fan 4	Absent	
	Fan Tray 1 Fan 5	Absent	
	Fan Tray 1 Fan 6	Absent	
	Fan Tray 1 Fan 7	Absent	
	Fan Tray 1 Fan 8	Absent	

show chassis environment (M20 Router)

```
user@host> show chassis environment
```

Class	Item	Status	Measurement
Power	Power Supply A	OK	
	Power Supply B	Absent	
Temp	FPC 0	OK	28 degrees C / 82 degrees F
	FPC 1	OK	27 degrees C / 80 degrees F
	Power Supply A	OK	22 degrees C / 71 degrees F
	Power Supply B	Absent	
	SSB 0	OK	30 degrees C / 86 degrees F
	Backplane	OK	22 degrees C / 71 degrees F
	Routing Engine 0	OK	26 degrees C / 78 degrees F
	Routing Engine 1	Testing	
Fans	Rear Fan	OK	Spinning at normal speed
	Front Upper Fan	OK	Spinning at normal speed
	Front Middle Fan	OK	Spinning at normal speed
	Front Bottom Fan	OK	Spinning at normal speed
Misc	Craft Interface	OK	

```
user@host> show chassis environment
```

show chassis environment (M40 Router)

Class	Item	Status	Measurement
Power	Power Supply A	OK	
	Power Supply B	Absent	
Temp	FPC 3	OK	24 degrees C / 75 degrees F
	FPC 6	OK	26 degrees C / 78 degrees F
	SCB	OK	26 degrees C / 78 degrees F
	Backplane @ A1	OK	28 degrees C / 82 degrees F
	Backplane @ A2	OK	23 degrees C / 73 degrees F
	Routing Engine	OK	26 degrees C / 78 degrees F
Fans	Top Impeller	OK	Spinning at normal speed
	Bottom impeller	OK	Spinning at normal speed
	Rear Left Fan	OK	Spinning at normal speed
	Rear Center Fan	OK	Spinning at normal speed
	Rear Right Fan	OK	Spinning at normal speed
Misc	Craft Interface	OK	

show chassis environment (M40e Router)

```
user@host> show chassis environment
```

Class	Item	Status	Measurement
Power	PEM 0	OK	
	PEM 1	Absent	
Temp	PCG 0	OK	44 degrees C / 111 degrees F
	PCG 1	OK	47 degrees C / 116 degrees F
	Routing Engine 0	OK	40 degrees C / 104 degrees F
	Routing Engine 1	OK	37 degrees C / 98 degrees F
	MCS 0	OK	45 degrees C / 113 degrees F
	MCS 1	OK	42 degrees C / 107 degrees F
	SFM 0 SPP	OK	40 degrees C / 104 degrees F
	SFM 0 SPR	OK	44 degrees C / 111 degrees F
	SFM 1 SPP	OK	43 degrees C / 109 degrees F
	SFM 1 SPR	OK	45 degrees C / 113 degrees F
	FPC 0	OK	38 degrees C / 100 degrees F
	FPC 1	OK	40 degrees C / 104 degrees F
	FPC 2	OK	38 degrees C / 100 degrees F
	FPC 4	OK	34 degrees C / 93 degrees F
	FPC 5	OK	43 degrees C / 109 degrees F
	FPC 6	OK	41 degrees C / 105 degrees F
	FPC 7	OK	43 degrees C / 109 degrees F
Fans	FPM CMB	OK	28 degrees C / 82 degrees F
	FPM Display	OK	28 degrees C / 82 degrees F
	Rear Bottom Blower	OK	Spinning at normal speed
	Rear Top Blower	OK	Spinning at normal speed
	Front Top Blower	OK	Spinning at normal speed
	Fan Tray Rear Left	OK	Spinning at normal speed
	Fan Tray Rear Right	OK	Spinning at normal speed
Misc	Fan Tray Front Left	OK	Spinning at normal speed
	Fan Tray Front Right	OK	Spinning at normal speed
	CIP	OK	

show chassis environment (M120 Router)

```
user@host> show chassis environment
```

Class	Item	Status	Measurement
Temp	PEM 0	OK	
	PEM 1	OK	
	Routing Engine 0	OK	43 degrees C / 109 degrees F
	Routing Engine 1	OK	44 degrees C / 111 degrees F
	CB 0 Intake	OK	33 degrees C / 91 degrees F
	CB 0 Exhaust A	OK	36 degrees C / 96 degrees F
	CB 0 Exhaust B	OK	35 degrees C / 95 degrees F
	CB 1 Intake	OK	34 degrees C / 93 degrees F

	CB 1 Exhaust A	OK	38 degrees C / 100 degrees F
	CB 1 Exhaust B	OK	35 degrees C / 95 degrees F
	FEB 3 Intake	OK	35 degrees C / 95 degrees F
	FEB 3 Exhaust A	OK	37 degrees C / 98 degrees F
	FEB 3 Exhaust B	OK	39 degrees C / 102 degrees F
	FEB 4 Intake	OK	33 degrees C / 91 degrees F
	FEB 4 Exhaust A	OK	39 degrees C / 102 degrees F
	FEB 4 Exhaust B	OK	36 degrees C / 96 degrees F
	FPC 2 Exhaust A	OK	32 degrees C / 89 degrees F
	FPC 2 Exhaust B	OK	31 degrees C / 87 degrees F
	FPC 3 Exhaust A	OK	32 degrees C / 89 degrees F
	FPC 3 Exhaust B	OK	33 degrees C / 91 degrees F
	FPC 4 Exhaust A	OK	32 degrees C / 89 degrees F
	FPC 4 Exhaust B	OK	30 degrees C / 86 degrees F
Fans	Front Top Tray Fan 1	OK	Spinning at normal speed
	Front Top Tray Fan 2	OK	Spinning at normal speed
	Front Top Tray Fan 3	OK	Spinning at normal speed
	Front Top Tray Fan 4	OK	Spinning at normal speed
	Front Top Tray Fan 5	OK	Spinning at normal speed
	Front Top Tray Fan 6	OK	Spinning at normal speed
	Front Top Tray Fan 7	OK	Spinning at normal speed
	Front Top Tray Fan 8	OK	Spinning at normal speed
	Front Bottom Tray Fan 1	OK	Spinning at normal speed
	Front Bottom Tray Fan 2	OK	Spinning at normal speed
	Front Bottom Tray Fan 3	OK	Spinning at normal speed
	Front Bottom Tray Fan 4	OK	Spinning at normal speed
	Front Bottom Tray Fan 5	OK	Spinning at normal speed
	Front Bottom Tray Fan 6	OK	Spinning at normal speed
	Front Bottom Tray Fan 7	OK	Spinning at normal speed
	Front Bottom Tray Fan 8	OK	Spinning at normal speed
	Rear Top Tray Fan 1	OK	Spinning at normal speed
	Rear Top Tray Fan 2	OK	Spinning at normal speed
	Rear Top Tray Fan 3	OK	Spinning at normal speed
	Rear Top Tray Fan 4	OK	Spinning at normal speed
	Rear Top Tray Fan 5	OK	Spinning at normal speed
	Rear Top Tray Fan 6	OK	Spinning at normal speed
	Rear Top Tray Fan 7	OK	Spinning at normal speed
	Rear Top Tray Fan 8	OK	Spinning at normal speed
	Rear Bottom Tray Fan 1	OK	Spinning at normal speed
	Rear Bottom Tray Fan 2	OK	Spinning at normal speed
	Rear Bottom Tray Fan 3	OK	Spinning at normal speed
	Rear Bottom Tray Fan 4	OK	Spinning at normal speed
	Rear Bottom Tray Fan 5	OK	Spinning at normal speed
	Rear Bottom Tray Fan 6	OK	Spinning at normal speed
	Rear Bottom Tray Fan 7	OK	Spinning at normal speed
	Rear Bottom Tray Fan 8	OK	Spinning at normal speed

show chassis environment (M160 Router)

user@host> show chassis environment			
Class	Item	Status	Measurement
Power	PEM 0	OK	PEM 1 Absent
Temp	PCG 0	OK	45 degrees C / 113 degrees F
	PCG 1	Absent	
	Routing Engine 0	OK	35 degrees C / 95 degrees F
	Routing Engine 1	Absent	
	MCS 0	OK	50 degrees C / 122 degrees F
	SFM 0 SPP	OK	47 degrees C / 116 degrees F
	SFM 0 SPR	OK	49 degrees C / 120 degrees F
	SFM 1 SPP	OK	50 degrees C / 122 degrees F
	SFM 1 SPR	OK	50 degrees C / 122 degrees F
	SFM 2 SPP	OK	51 degrees C / 123 degrees F
	SFM 2 SPR	OK	52 degrees C / 125 degrees F

	SFM 3 SPP	OK	52 degrees C / 125 degrees F
	SFM 3 SPR	OK	48 degrees C / 118 degrees F
	FPC 0	OK	45 degrees C / 113 degrees F
	FPC 6	OK	43 degrees C / 109 degrees F
	FPM CMB	OK	31 degrees C / 87 degrees F
	FPM Display	OK	33 degrees C / 91 degrees F
Fans	Rear Bottom Blower	OK	Spinning at normal speed
	Rear Top Blower	OK	Spinning at normal speed
	Front Top Blower	OK	Spinning at normal speed
	Fan Tray Rear Left	OK	Spinning at normal speed
	Fan Tray Rear Right	OK	Spinning at normal speed
	Fan Tray Front Left	OK	Spinning at normal speed
	Fan Tray Front Right	OK	Spinning at normal speed
Misc	CIP	OK	

show chassis environment (M320 Router)

```
user@host> show chassis environment
```

Class	Item	Status	Measurement
Temp	PEM 0	Absent	
	PEM 1	Absent	
	PEM 2	OK	
	PEM 3	OK	
	Routing Engine 0	OK	33 degrees C / 91 degrees F
	Routing Engine 1	OK	32 degrees C / 89 degrees F
	CB 0	OK	36 degrees C / 96 degrees F
	CB 1	OK	36 degrees C / 96 degrees F
	SIB 0	OK	38 degrees C / 100 degrees F
	SIB 1	OK	29 degrees C / 84 degrees F
	SIB 2	OK	38 degrees C / 100 degrees F
	SIB 3	OK	41 degrees C / 105 degrees F
	FPC 0 Intake	OK	28 degrees C / 82 degrees F
	FPC 0 Exhaust	OK	40 degrees C / 104 degrees F
	FPC 1 Intake	OK	29 degrees C / 84 degrees F
	FPC 1 Exhaust	OK	39 degrees C / 102 degrees F
	FPC 2 Intake	OK	28 degrees C / 82 degrees F
	FPC 2 Exhaust	OK	38 degrees C / 100 degrees F
	FPC 3 Intake	OK	28 degrees C / 82 degrees F
	FPC 3 Exhaust	OK	39 degrees C / 102 degrees F
	FPC 6 Intake	OK	27 degrees C / 80 degrees F
	FPC 6 Exhaust	OK	39 degrees C / 102 degrees F
	FPC 7 Intake	OK	27 degrees C / 80 degrees F
	FPC 7 Exhaust	OK	42 degrees C / 107 degrees F
	FPM GBUS	OK	30 degrees C / 86 degrees F
Fan	Top Left Front fan	OK	Spinning at normal speed
	Top Right Rear fan	OK	Spinning at normal speed
	Top Right Front fan	OK	Spinning at normal speed
	Top Left Rear fan	OK	Spinning at normal speed
	Bottom Left Front fan	OK	Spinning at normal speed
	Bottom Right Rear fan	OK	Spinning at normal speed
	Bottom Right Front fan	OK	Spinning at normal speed
	Bottom Left Rear fan	OK	Spinning at normal speed
	Rear Fan 1 (TOP)	OK	Spinning at normal speed
	Rear Fan 2	OK	Spinning at normal speed
	Rear Fan 3	OK	Spinning at normal speed
	Rear Fan 4	OK	Spinning at normal speed
	Rear Fan 5	OK	Spinning at normal speed
	Rear Fan 6	OK	Spinning at normal speed
	Rear Fan 7 (Bottom)	OK	Spinning at normal speed
Misc	CIP	OK	

**show chassis
environment (MX240
Router)**

user@host> show chassis environment

Class	Item	Status	Measurement
Temp	PEM 0	OK	40 degrees C / 104 degrees F
	PEM 1	OK	45 degrees C / 113 degrees F
	PEM 2	Absent	
	PEM 3	Absent	
	Routing Engine 0	OK	39 degrees C / 102 degrees F
	Routing Engine 1	OK	37 degrees C / 98 degrees F
	CB 0 Intake	OK	36 degrees C / 96 degrees F
	CB 0 Exhaust A	OK	34 degrees C / 93 degrees F
	CB 0 Exhaust B	OK	38 degrees C / 100 degrees F
	CB 0 ACBC	OK	37 degrees C / 98 degrees F
	CB 0 SF A	OK	49 degrees C / 120 degrees F
	CB 0 SF B	OK	41 degrees C / 105 degrees F
	CB 1 Intake	OK	37 degrees C / 98 degrees F
	CB 1 Exhaust A	OK	34 degrees C / 93 degrees F
	CB 1 Exhaust B	OK	39 degrees C / 102 degrees F
	CB 1 ACBC	OK	38 degrees C / 100 degrees F
	CB 1 SF A	OK	47 degrees C / 116 degrees F
	CB 1 SF B	OK	41 degrees C / 105 degrees F
	FPC 1 Intake	OK	33 degrees C / 91 degrees F
	FPC 1 Exhaust A	OK	38 degrees C / 100 degrees F
	FPC 1 Exhaust B	OK	53 degrees C / 127 degrees F
	FPC 1 I3 0 TSensor	OK	50 degrees C / 122 degrees F
	FPC 1 I3 0 Chip	OK	53 degrees C / 127 degrees F
	FPC 1 I3 1 TSensor	OK	49 degrees C / 120 degrees F
	FPC 1 I3 1 Chip	OK	52 degrees C / 125 degrees F
	FPC 1 I3 2 TSensor	OK	47 degrees C / 116 degrees F
	FPC 1 I3 2 Chip	OK	49 degrees C / 120 degrees F
	FPC 1 I3 3 TSensor	OK	44 degrees C / 111 degrees F
	FPC 1 I3 3 Chip	OK	46 degrees C / 114 degrees F
	FPC 1 IA 0 TSensor	OK	45 degrees C / 113 degrees F
	FPC 1 IA 0 Chip	OK	44 degrees C / 111 degrees F
	FPC 1 IA 1 TSensor	OK	44 degrees C / 111 degrees F
	FPC 1 IA 1 Chip	OK	48 degrees C / 118 degrees F
	FPC 2 Intake	OK	32 degrees C / 89 degrees F
	FPC 2 Exhaust A	OK	40 degrees C / 104 degrees F
	FPC 2 Exhaust B	OK	52 degrees C / 125 degrees F
	FPC 2 I3 0 TSensor	OK	52 degrees C / 125 degrees F
	FPC 2 I3 0 Chip	OK	56 degrees C / 132 degrees F
	FPC 2 I3 1 TSensor	OK	52 degrees C / 125 degrees F
	FPC 2 I3 1 Chip	OK	55 degrees C / 131 degrees F
	FPC 2 I3 2 TSensor	OK	49 degrees C / 120 degrees F
	FPC 2 I3 2 Chip	OK	52 degrees C / 125 degrees F
	FPC 2 I3 3 TSensor	OK	44 degrees C / 111 degrees F
	FPC 2 I3 3 Chip	OK	48 degrees C / 118 degrees F
	FPC 2 IA 0 TSensor	OK	50 degrees C / 122 degrees F
	FPC 2 IA 0 Chip	OK	48 degrees C / 118 degrees F
	FPC 2 IA 1 TSensor	OK	47 degrees C / 116 degrees F
	FPC 2 IA 1 Chip	OK	53 degrees C / 127 degrees F
Fans	Front Fan	OK	Spinning at normal speed
	Middle Fan	OK	Spinning at normal speed
	Rear Fan	OK	Spinning at normal speed

**show chassis
environment (MX240)**

user@host> show chassis environment

Class	Item	Status	Measurement
Temp	PEM 0	OK	40 degrees C / 104 degrees F

Router with Enhanced
MX SCB)

PEM 1	OK	45 degrees C / 113 degrees F
PEM 2	Absent	
PEM 3	Absent	
Routing Engine 0	OK	39 degrees C / 102 degrees F
Routing Engine 1	OK	37 degrees C / 98 degrees F
CB 0 Intake	OK	36 degrees C / 96 degrees F
CB 0 Exhaust A	OK	34 degrees C / 93 degrees F
CB 0 Exhaust B	OK	38 degrees C / 100 degrees F
CB 0 ACBC	OK	37 degrees C / 98 degrees F
CB 0 XF A	OK	49 degrees C / 120 degrees F
CB 0 XF B	OK	41 degrees C / 105 degrees F
CB 1 Intake	OK	37 degrees C / 98 degrees F
CB 1 Exhaust A	OK	34 degrees C / 93 degrees F
CB 1 Exhaust B	OK	39 degrees C / 102 degrees F
CB 1 ACBC	OK	38 degrees C / 100 degrees F
CB 1 XF A	OK	47 degrees C / 116 degrees F
CB 1 XF B	OK	41 degrees C / 105 degrees F
FPC 1 Intake	OK	33 degrees C / 91 degrees F
FPC 1 Exhaust A	OK	38 degrees C / 100 degrees F
FPC 1 Exhaust B	OK	53 degrees C / 127 degrees F
FPC 1 I3 0 TSensor	OK	50 degrees C / 122 degrees F
FPC 1 I3 0 Chip	OK	53 degrees C / 127 degrees F
FPC 1 I3 1 TSensor	OK	49 degrees C / 120 degrees F
FPC 1 I3 1 Chip	OK	52 degrees C / 125 degrees F
FPC 1 I3 2 TSensor	OK	47 degrees C / 116 degrees F
FPC 1 I3 2 Chip	OK	49 degrees C / 120 degrees F
FPC 1 I3 3 TSensor	OK	44 degrees C / 111 degrees F
FPC 1 I3 3 Chip	OK	46 degrees C / 114 degrees F
FPC 1 IA 0 TSensor	OK	45 degrees C / 113 degrees F
FPC 1 IA 0 Chip	OK	44 degrees C / 111 degrees F
FPC 1 IA 1 TSensor	OK	44 degrees C / 111 degrees F
FPC 1 IA 1 Chip	OK	48 degrees C / 118 degrees F
FPC 2 Intake	OK	32 degrees C / 89 degrees F
FPC 2 Exhaust A	OK	40 degrees C / 104 degrees F
FPC 2 Exhaust B	OK	52 degrees C / 125 degrees F
FPC 2 I3 0 TSensor	OK	52 degrees C / 125 degrees F
FPC 2 I3 0 Chip	OK	56 degrees C / 132 degrees F
FPC 2 I3 1 TSensor	OK	52 degrees C / 125 degrees F
FPC 2 I3 1 Chip	OK	55 degrees C / 131 degrees F
FPC 2 I3 2 TSensor	OK	49 degrees C / 120 degrees F
FPC 2 I3 2 Chip	OK	52 degrees C / 125 degrees F
FPC 2 I3 3 TSensor	OK	44 degrees C / 111 degrees F
FPC 2 I3 3 Chip	OK	48 degrees C / 118 degrees F
FPC 2 IA 0 TSensor	OK	50 degrees C / 122 degrees F
FPC 2 IA 0 Chip	OK	48 degrees C / 118 degrees F
FPC 2 IA 1 TSensor	OK	47 degrees C / 116 degrees F
FPC 2 IA 1 Chip	OK	53 degrees C / 127 degrees F
Fans		
Front Fan	OK	Spinning at normal speed
Middle Fan	OK	Spinning at normal speed
Rear Fan	OK	Spinning at normal speed

show chassis
environment (MX480
Router)

user@host> show chassis environment			
Class	Item	Status	Measurement
Temp	PEM 0	OK	35 degrees C / 95 degrees F
	PEM 1	OK	40 degrees C / 104 degrees F
	PEM 2	Absent	
	PEM 3	Absent	
	Routing Engine 0	OK	44 degrees C / 111 degrees F
	Routing Engine 1	OK	45 degrees C / 113 degrees F
	CB 0 Intake	OK	36 degrees C / 96 degrees F
	CB 0 Exhaust A	OK	38 degrees C / 100 degrees F

CB 0 Exhaust B	OK	39 degrees C / 102 degrees F
CB 0 ACBC	OK	37 degrees C / 98 degrees F
CB 0 SF A	OK	51 degrees C / 123 degrees F
CB 0 SF B	OK	44 degrees C / 111 degrees F
CB 1 Intake	OK	36 degrees C / 96 degrees F
CB 1 Exhaust A	OK	39 degrees C / 102 degrees F
CB 1 Exhaust B	OK	40 degrees C / 104 degrees F
CB 1 ACBC	OK	37 degrees C / 98 degrees F
CB 1 SF A	OK	50 degrees C / 122 degrees F
CB 1 SF B	OK	43 degrees C / 109 degrees F
FPC 0 Intake	OK	36 degrees C / 96 degrees F
FPC 0 Exhaust A	OK	39 degrees C / 102 degrees F
FPC 0 Exhaust B	OK	51 degrees C / 123 degrees F
FPC 0 I3 0 TSensor	OK	49 degrees C / 120 degrees F
FPC 0 I3 0 Chip	OK	56 degrees C / 132 degrees F
FPC 0 I3 1 TSensor	OK	47 degrees C / 116 degrees F
FPC 0 I3 1 Chip	OK	52 degrees C / 125 degrees F
FPC 0 I3 2 TSensor	OK	46 degrees C / 114 degrees F
FPC 0 I3 2 Chip	OK	48 degrees C / 118 degrees F
FPC 0 I3 3 TSensor	OK	42 degrees C / 107 degrees F
FPC 0 I3 3 Chip	OK	45 degrees C / 113 degrees F
FPC 0 IA 0 TSensor	OK	45 degrees C / 113 degrees F
FPC 0 IA 0 Chip	OK	45 degrees C / 113 degrees F
FPC 0 IA 1 TSensor	OK	44 degrees C / 111 degrees F
FPC 0 IA 1 Chip	OK	48 degrees C / 118 degrees F
FPC 1 Intake	OK	37 degrees C / 98 degrees F
FPC 1 Exhaust A	OK	41 degrees C / 105 degrees F
FPC 1 Exhaust B	OK	52 degrees C / 125 degrees F
FPC 1 I3 0 TSensor	OK	51 degrees C / 123 degrees F
FPC 1 I3 0 Chip	OK	57 degrees C / 134 degrees F
FPC 1 I3 1 TSensor	OK	48 degrees C / 118 degrees F
FPC 1 I3 1 Chip	OK	52 degrees C / 125 degrees F
FPC 1 I3 2 TSensor	OK	46 degrees C / 114 degrees F
FPC 1 I3 2 Chip	OK	50 degrees C / 122 degrees F
FPC 1 I3 3 TSensor	OK	42 degrees C / 107 degrees F
FPC 1 I3 3 Chip	OK	46 degrees C / 114 degrees F
FPC 1 IA 0 TSensor	OK	49 degrees C / 120 degrees F
FPC 1 IA 0 Chip	OK	48 degrees C / 118 degrees F
FPC 1 IA 1 TSensor	OK	46 degrees C / 114 degrees F
FPC 1 IA 1 Chip	OK	50 degrees C / 122 degrees F
Fans Top Rear Fan	OK	Spinning at normal speed
Bottom Rear Fan	OK	Spinning at normal speed
Top Middle Fan	OK	Spinning at normal speed
Bottom Middle Fan	OK	Spinning at normal speed
Top Front Fan	OK	Spinning at normal speed
Bottom Front Fan	OK	Spinning at normal speed

show chassis
environment (MX480)

user@host> show chassis environment

Class	Item	Status	Measurement
Temp	PEM 0	OK	35 degrees C / 95 degrees F

Router with Enhanced
MX SCB)

PEM 1	OK	40 degrees C / 104 degrees F
PEM 2	Absent	
PEM 3	Absent	
Routing Engine 0	OK	44 degrees C / 111 degrees F
Routing Engine 1	OK	45 degrees C / 113 degrees F
CB 0 Intake	OK	36 degrees C / 96 degrees F
CB 0 Exhaust A	OK	38 degrees C / 100 degrees F
CB 0 Exhaust B	OK	39 degrees C / 102 degrees F
CB 0 ACBC	OK	37 degrees C / 98 degrees F
CB 0 XF A	OK	51 degrees C / 123 degrees F
CB 0 XF B	OK	44 degrees C / 111 degrees F
CB 1 Intake	OK	36 degrees C / 96 degrees F
CB 1 Exhaust A	OK	39 degrees C / 102 degrees F
CB 1 Exhaust B	OK	40 degrees C / 104 degrees F
CB 1 ACBC	OK	37 degrees C / 98 degrees F
CB 1 XF A	OK	50 degrees C / 122 degrees F
CB 1 XF B	OK	43 degrees C / 109 degrees F
FPC 0 Intake	OK	36 degrees C / 96 degrees F
FPC 0 Exhaust A	OK	39 degrees C / 102 degrees F
FPC 0 Exhaust B	OK	51 degrees C / 123 degrees F
FPC 0 I3 0 TSensor	OK	49 degrees C / 120 degrees F
FPC 0 I3 0 Chip	OK	56 degrees C / 132 degrees F
FPC 0 I3 1 TSensor	OK	47 degrees C / 116 degrees F
FPC 0 I3 1 Chip	OK	52 degrees C / 125 degrees F
FPC 0 I3 2 TSensor	OK	46 degrees C / 114 degrees F
FPC 0 I3 2 Chip	OK	48 degrees C / 118 degrees F
FPC 0 I3 3 TSensor	OK	42 degrees C / 107 degrees F
FPC 0 I3 3 Chip	OK	45 degrees C / 113 degrees F
FPC 0 IA 0 TSensor	OK	45 degrees C / 113 degrees F
FPC 0 IA 0 Chip	OK	45 degrees C / 113 degrees F
FPC 0 IA 1 TSensor	OK	44 degrees C / 111 degrees F
FPC 0 IA 1 Chip	OK	48 degrees C / 118 degrees F
FPC 1 Intake	OK	37 degrees C / 98 degrees F
FPC 1 Exhaust A	OK	41 degrees C / 105 degrees F
FPC 1 Exhaust B	OK	52 degrees C / 125 degrees F
FPC 1 I3 0 TSensor	OK	51 degrees C / 123 degrees F
FPC 1 I3 0 Chip	OK	57 degrees C / 134 degrees F
FPC 1 I3 1 TSensor	OK	48 degrees C / 118 degrees F
FPC 1 I3 1 Chip	OK	52 degrees C / 125 degrees F
FPC 1 I3 2 TSensor	OK	46 degrees C / 114 degrees F
FPC 1 I3 2 Chip	OK	50 degrees C / 122 degrees F
FPC 1 I3 3 TSensor	OK	42 degrees C / 107 degrees F
FPC 1 I3 3 Chip	OK	46 degrees C / 114 degrees F
FPC 1 IA 0 TSensor	OK	49 degrees C / 120 degrees F
FPC 1 IA 0 Chip	OK	48 degrees C / 118 degrees F
FPC 1 IA 1 TSensor	OK	46 degrees C / 114 degrees F
FPC 1 IA 1 Chip	OK	50 degrees C / 122 degrees F
Fans		
Top Rear Fan	OK	Spinning at normal speed
Bottom Rear Fan	OK	Spinning at normal speed
Top Middle Fan	OK	Spinning at normal speed
Bottom Middle Fan	OK	Spinning at normal speed
Top Front Fan	OK	Spinning at normal speed
Bottom Front Fan	OK	Spinning at normal speed

show chassis
environment (MX960
Router)

user@host> show chassis environment		
Class	Item	Status Measurement
Temp	PEM 0	Absent
	PEM 1	Absent
	PEM 2	Check
	PEM 3	OK
	Routing Engine 0	OK
		35 degrees C / 95 degrees F
		37 degrees C / 98 degrees F

	Routing Engine 1	Absent	
	CB 0 Intake	OK	24 degrees C / 75 degrees F
	CB 0 Exhaust A	OK	30 degrees C / 86 degrees F
	CB 0 Exhaust B	OK	27 degrees C / 80 degrees F
	CB 1 Intake	Absent	
	CB 1 Exhaust A	Absent	
	CB 1 Exhaust B	Absent	
	CB 1 ACBC	Absent	
	CB 1 SF A	Absent	
	CB 1 SF B	Absent	
	CB 2 Intake	Absent	
	CB 2 Exhaust A	Absent	
	CB 2 Exhaust B	Absent	
	CB 2 ACBC	Absent	
	CB 2 SF A	Absent	
	CB 2 SF B	Absent	
	FPC 4 Intake	OK	24 degrees C / 75 degrees F
	FPC 4 Exhaust A	OK	36 degrees C / 96 degrees F
	FPC 4 Exhaust B	OK	38 degrees C / 100 degrees F
	FPC 7 Intake	OK	24 degrees C / 75 degrees F
	FPC 7 Exhaust A	OK	36 degrees C / 96 degrees F
	FPC 7 Exhaust B	OK	42 degrees C / 107 degrees F
Fans	Top Fan Tray Temp	Failed	
	Top Tray Fan 1	OK	Spinning at normal speed
	Top Tray Fan 2	OK	Spinning at normal speed
	Top Tray Fan 3	OK	Spinning at normal speed
	Top Tray Fan 4	OK	Spinning at normal speed
	Top Tray Fan 5	OK	Spinning at normal speed
	Top Tray Fan 6	OK	Spinning at normal speed
	Bottom Fan Tray Temp	Failed	
	Bottom Tray Fan 1	OK	Spinning at normal speed
	Bottom Tray Fan 2	OK	Spinning at normal speed
	Bottom Tray Fan 3	OK	Spinning at normal speed
	Bottom Tray Fan 4	OK	Spinning at normal speed
	Bottom Tray Fan 5	OK	Spinning at normal speed
	Bottom Tray Fan 6	OK	Spinning at normal speed

show chassis
environment (MX960)

user@host> show chassis environment

Class	Item	Status	Measurement
Temp	PEM 0	Absent	

Router with Enhanced
MX SCB)

PEM 1	OK	50 degrees C / 122 degrees F
PEM 2	OK	50 degrees C / 122 degrees F
PEM 3	OK	50 degrees C / 122 degrees F
Routing Engine 0	OK	42 degrees C / 107 degrees F
Routing Engine 0 CPU	OK	51 degrees C / 123 degrees F
Routing Engine 1	OK	39 degrees C / 102 degrees F
Routing Engine 1 CPU	OK	44 degrees C / 111 degrees F
CB 0 Intake	OK	35 degrees C / 95 degrees F
CB 0 Exhaust A	OK	36 degrees C / 96 degrees F
CB 0 Exhaust B	OK	43 degrees C / 109 degrees F
CB 0 ACBC	OK	38 degrees C / 100 degrees F
CB 0 XF A	OK	53 degrees C / 127 degrees F
CB 0 XF B	OK	47 degrees C / 116 degrees F
CB 1 Intake	OK	35 degrees C / 95 degrees F
CB 1 Exhaust A	OK	35 degrees C / 95 degrees F
CB 1 Exhaust B	OK	41 degrees C / 105 degrees F
CB 1 ACBC	OK	38 degrees C / 100 degrees F
CB 1 XF A	OK	52 degrees C / 125 degrees F
CB 1 XF B	OK	47 degrees C / 116 degrees F
CB 2 Intake	OK	32 degrees C / 89 degrees F
CB 2 Exhaust A	OK	30 degrees C / 86 degrees F
CB 2 Exhaust B	OK	35 degrees C / 95 degrees F
CB 2 ACBC	OK	33 degrees C / 91 degrees F
CB 2 XF A	OK	51 degrees C / 123 degrees F
CB 2 XF B	OK	50 degrees C / 122 degrees F
FPC 0 Intake	OK	35 degrees C / 95 degrees F
FPC 0 Exhaust A	OK	39 degrees C / 102 degrees F
FPC 0 Exhaust B	OK	50 degrees C / 122 degrees F
FPC 0 I3 0 TSensor	OK	50 degrees C / 122 degrees F
FPC 0 I3 0 Chip	OK	56 degrees C / 132 degrees F
FPC 0 I3 1 TSensor	OK	47 degrees C / 116 degrees F
FPC 0 I3 1 Chip	OK	50 degrees C / 122 degrees F
FPC 0 I3 2 TSensor	OK	45 degrees C / 113 degrees F
FPC 0 I3 2 Chip	OK	48 degrees C / 118 degrees F
FPC 0 I3 3 TSensor	OK	41 degrees C / 105 degrees F
FPC 0 I3 3 Chip	OK	44 degrees C / 111 degrees F
FPC 0 IA 0 TSensor	OK	45 degrees C / 113 degrees F
FPC 0 IA 0 Chip	OK	45 degrees C / 113 degrees F
FPC 0 IA 1 TSensor	OK	44 degrees C / 111 degrees F
FPC 0 IA 1 Chip	OK	48 degrees C / 118 degrees F
FPC 1 Intake	OK	36 degrees C / 96 degrees F
FPC 1 Exhaust A	OK	47 degrees C / 116 degrees F
FPC 1 Exhaust B	OK	43 degrees C / 109 degrees F
FPC 1 LU 0 TCAM TSensor	OK	53 degrees C / 127 degrees F
FPC 1 LU 0 TCAM Chip	OK	57 degrees C / 134 degrees F
FPC 1 LU 0 TSensor	OK	53 degrees C / 127 degrees F
FPC 1 LU 0 Chip	OK	60 degrees C / 140 degrees F
FPC 1 MQ 0 TSensor	OK	53 degrees C / 127 degrees F
FPC 1 MQ 0 Chip	OK	56 degrees C / 132 degrees F
FPC 1 LU 1 TCAM TSensor	OK	51 degrees C / 123 degrees F
FPC 1 LU 1 TCAM Chip	OK	52 degrees C / 125 degrees F
FPC 1 LU 1 TSensor	OK	51 degrees C / 123 degrees F
FPC 1 LU 1 Chip	OK	53 degrees C / 127 degrees F
FPC 1 MQ 1 TSensor	OK	51 degrees C / 123 degrees F
FPC 1 MQ 1 Chip	OK	58 degrees C / 136 degrees F
FPC 2 Intake	OK	35 degrees C / 95 degrees F
FPC 2 Exhaust A	OK	39 degrees C / 102 degrees F
FPC 2 Exhaust B	OK	54 degrees C / 129 degrees F
FPC 2 I3 0 TSensor	OK	52 degrees C / 125 degrees F
FPC 2 I3 0 Chip	OK	59 degrees C / 138 degrees F
FPC 2 I3 1 TSensor	OK	48 degrees C / 118 degrees F

FPC 2 I3 1 Chip	OK	52 degrees C / 125 degrees F
FPC 2 I3 2 TSensor	OK	47 degrees C / 116 degrees F
FPC 2 I3 2 Chip	OK	49 degrees C / 120 degrees F
FPC 2 I3 3 TSensor	OK	41 degrees C / 105 degrees F
FPC 2 I3 3 Chip	OK	44 degrees C / 111 degrees F
FPC 2 IA 0 TSensor	OK	47 degrees C / 116 degrees F
FPC 2 IA 0 Chip	OK	46 degrees C / 114 degrees F
FPC 2 IA 1 TSensor	OK	45 degrees C / 113 degrees F
FPC 2 IA 1 Chip	OK	49 degrees C / 120 degrees F
FPC 3 Intake	OK	34 degrees C / 93 degrees F
FPC 3 Exhaust A	OK	34 degrees C / 93 degrees F
FPC 3 Exhaust B	OK	47 degrees C / 116 degrees F
FPC 3 I3 0 TSensor	OK	48 degrees C / 118 degrees F
FPC 3 I3 0 Chip	OK	52 degrees C / 125 degrees F
FPC 3 I3 1 TSensor	OK	46 degrees C / 114 degrees F
FPC 3 I3 1 Chip	OK	48 degrees C / 118 degrees F
FPC 3 IA 0 TSensor	OK	41 degrees C / 105 degrees F
FPC 3 IA 0 Chip	OK	40 degrees C / 104 degrees F
FPC 5 Intake	OK	42 degrees C / 107 degrees F
FPC 5 Exhaust A	OK	42 degrees C / 107 degrees F
FPC 5 Exhaust B	OK	53 degrees C / 127 degrees F
FPC 5 LU 0 TSensor	OK	53 degrees C / 127 degrees F
FPC 5 LU 0 Chip	OK	54 degrees C / 129 degrees F
FPC 5 LU 1 TSensor	OK	53 degrees C / 127 degrees F
FPC 5 LU 1 Chip	OK	61 degrees C / 141 degrees F
FPC 5 LU 2 TSensor	OK	53 degrees C / 127 degrees F
FPC 5 LU 2 Chip	OK	51 degrees C / 123 degrees F
FPC 5 LU 3 TSensor	OK	53 degrees C / 127 degrees F
FPC 5 LU 3 Chip	OK	53 degrees C / 127 degrees F
FPC 5 MQ 0 TSensor	OK	47 degrees C / 116 degrees F
FPC 5 MQ 0 Chip	OK	52 degrees C / 125 degrees F
FPC 5 MQ 1 TSensor	OK	47 degrees C / 116 degrees F
FPC 5 MQ 1 Chip	OK	52 degrees C / 125 degrees F
FPC 5 MQ 2 TSensor	OK	47 degrees C / 116 degrees F
FPC 5 MQ 2 Chip	OK	46 degrees C / 114 degrees F
FPC 5 MQ 3 TSensor	OK	47 degrees C / 116 degrees F
FPC 5 MQ 3 Chip	OK	45 degrees C / 113 degrees F
FPC 7 Intake	OK	36 degrees C / 96 degrees F
FPC 7 Exhaust A	OK	35 degrees C / 95 degrees F
FPC 7 Exhaust B	OK	33 degrees C / 91 degrees F
FPC 7 QX 0 TSensor	OK	42 degrees C / 107 degrees F
FPC 7 QX 0 Chip	OK	47 degrees C / 116 degrees F
FPC 7 LU 0 TCAM TSensor	OK	42 degrees C / 107 degrees F
FPC 7 LU 0 TCAM Chip	OK	44 degrees C / 111 degrees F
FPC 7 LU 0 TSensor	OK	42 degrees C / 107 degrees F
FPC 7 LU 0 Chip	OK	46 degrees C / 114 degrees F
FPC 7 MQ 0 TSensor	OK	42 degrees C / 107 degrees F
FPC 7 MQ 0 Chip	OK	45 degrees C / 113 degrees F
FPC 8 Intake	OK	33 degrees C / 91 degrees F
FPC 8 Exhaust A	OK	33 degrees C / 91 degrees F
FPC 8 Exhaust B	OK	36 degrees C / 96 degrees F
FPC 8 I3 0 TSensor	OK	38 degrees C / 100 degrees F
FPC 8 I3 0 Chip	OK	43 degrees C / 109 degrees F
FPC 8 BDS 0 TSensor	OK	37 degrees C / 98 degrees F
FPC 8 BDS 0 Chip	OK	36 degrees C / 96 degrees F
FPC 8 IA 0 TSensor	OK	37 degrees C / 98 degrees F
FPC 8 IA 0 Chip	OK	37 degrees C / 98 degrees F
FPC 10 Intake	OK	38 degrees C / 100 degrees F
FPC 10 Exhaust A	OK	36 degrees C / 96 degrees F
FPC 10 Exhaust B	OK	41 degrees C / 105 degrees F
FPC 10 I3 0 TSensor	OK	40 degrees C / 104 degrees F

FPC 10 I3 0 Chip	OK	42 degrees C / 107 degrees F
FPC 10 I3 1 TSensor	OK	40 degrees C / 104 degrees F
FPC 10 I3 1 Chip	OK	44 degrees C / 111 degrees F
FPC 10 I3 2 TSensor	OK	42 degrees C / 107 degrees F
FPC 10 I3 2 Chip	OK	43 degrees C / 109 degrees F
FPC 10 I3 3 TSensor	OK	39 degrees C / 102 degrees F
FPC 10 I3 3 Chip	OK	44 degrees C / 111 degrees F
FPC 10 IA 0 TSensor	OK	36 degrees C / 96 degrees F
FPC 10 IA 0 Chip	OK	36 degrees C / 96 degrees F
FPC 10 IA 1 TSensor	OK	43 degrees C / 109 degrees F
FPC 10 IA 1 Chip	OK	42 degrees C / 107 degrees F
Fans Top Fan Tray Temp	OK	37 degrees C / 98 degrees F
Top Tray Fan 1	OK	Spinning at normal speed
Top Tray Fan 2	OK	Spinning at normal speed
Top Tray Fan 3	OK	Spinning at normal speed
Top Tray Fan 4	OK	Spinning at normal speed
Top Tray Fan 5	OK	Spinning at normal speed
Top Tray Fan 6	OK	Spinning at normal speed
Bottom Fan Tray Temp	OK	28 degrees C / 82 degrees F
Bottom Tray Fan 1	OK	Spinning at normal speed
Bottom Tray Fan 2	OK	Spinning at normal speed
Bottom Tray Fan 3	OK	Spinning at normal speed
Bottom Tray Fan 4	OK	Spinning at normal speed
Bottom Tray Fan 5	OK	Spinning at normal speed
Bottom Tray Fan 6	OK	Spinning at normal speed

show chassis environment (MX2020 Router)

```
user@host> show chassis environment
```

Class	Item	Status	Measurement
Temp	PSM 0	Absent	
	PSM 1	Absent	
	PSM 2	OK	41 degrees C / 105 degrees F
	PSM 3	OK	39 degrees C / 102 degrees F
	PSM 4	OK	39 degrees C / 102 degrees F
	PSM 5	OK	38 degrees C / 100 degrees F
	PSM 6	OK	38 degrees C / 100 degrees F
	PSM 7	OK	38 degrees C / 100 degrees F
	PSM 8	OK	37 degrees C / 98 degrees F
	PSM 9	Absent	
	PSM 10	Absent	
	PSM 11	OK	47 degrees C / 116 degrees F
	PSM 12	OK	45 degrees C / 113 degrees F
	PSM 13	OK	44 degrees C / 111 degrees F
	PSM 14	OK	44 degrees C / 111 degrees F
	PSM 15	OK	43 degrees C / 109 degrees F
	PSM 16	OK	42 degrees C / 107 degrees F
	PSM 17	OK	41 degrees C / 105 degrees F
	PDM 0	OK	
	PDM 1	Absent	
	PDM 2	Absent	
	PDM 3	OK	
	CB 0 IntakeA-Zone0	OK	45 degrees C / 113 degrees F
	CB 0 IntakeB-Zone1	OK	34 degrees C / 93 degrees F
	CB 0 IntakeC-Zone0	OK	48 degrees C / 118 degrees F
	CB 0 ExhaustA-Zone0	OK	45 degrees C / 113 degrees F
	CB 0 ExhaustB-Zone1	OK	37 degrees C / 98 degrees F
	CB 0 TCBC-Zone0	OK	41 degrees C / 105 degrees F
	CB 1 IntakeA-Zone0	OK	46 degrees C / 114 degrees F
	CB 1 IntakeB-Zone1	OK	42 degrees C / 107 degrees F
	CB 1 IntakeC-Zone0	OK	49 degrees C / 120 degrees F
	CB 1 ExhaustA-Zone0	OK	46 degrees C / 114 degrees F
	CB 1 ExhaustB-Zone1	OK	41 degrees C / 105 degrees F

CB 1 TCBC-Zone0	OK	46 degrees C / 114 degrees F
SPMB 0 Intake	OK	33 degrees C / 91 degrees F
SPMB 1 Intake	OK	42 degrees C / 107 degrees F
Routing Engine 0	OK	35 degrees C / 95 degrees F
Routing Engine 0 CPU	OK	34 degrees C / 93 degrees F
Routing Engine 1	OK	44 degrees C / 111 degrees F
Routing Engine 1 CPU	OK	42 degrees C / 107 degrees F
SFB 0 Intake-Zone0	OK	55 degrees C / 131 degrees F
SFB 0 Exhaust-Zone1	OK	48 degrees C / 118 degrees F
SFB 0 IntakeA-Zone0	OK	50 degrees C / 122 degrees F
SFB 0 IntakeB-Zone1	OK	40 degrees C / 104 degrees F
SFB 0 Exhaust-Zone0	OK	52 degrees C / 125 degrees F
SFB 0 SFB-XF2-Zone1	OK	61 degrees C / 141 degrees F
SFB 0 SFB-XF1-Zone0	OK	69 degrees C / 156 degrees F
SFB 0 SFB-XF0-Zone0	OK	68 degrees C / 154 degrees F
SFB 1 Intake-Zone0	OK	56 degrees C / 132 degrees F
SFB 1 Exhaust-Zone1	OK	47 degrees C / 116 degrees F
SFB 1 IntakeA-Zone0	OK	51 degrees C / 123 degrees F
SFB 1 IntakeB-Zone1	OK	40 degrees C / 104 degrees F
SFB 1 Exhaust-Zone0	OK	51 degrees C / 123 degrees F
SFB 1 SFB-XF2-Zone1	OK	62 degrees C / 143 degrees F
SFB 1 SFB-XF1-Zone0	OK	67 degrees C / 152 degrees F
SFB 1 SFB-XF0-Zone0	OK	69 degrees C / 156 degrees F
SFB 2 Intake-Zone0	OK	56 degrees C / 132 degrees F
SFB 2 Exhaust-Zone1	OK	47 degrees C / 116 degrees F
SFB 2 IntakeA-Zone0	OK	51 degrees C / 123 degrees F
SFB 2 IntakeB-Zone1	OK	40 degrees C / 104 degrees F
SFB 2 Exhaust-Zone0	OK	53 degrees C / 127 degrees F
SFB 2 SFB-XF2-Zone1	OK	65 degrees C / 149 degrees F
SFB 2 SFB-XF1-Zone0	OK	69 degrees C / 156 degrees F
SFB 2 SFB-XF0-Zone0	OK	70 degrees C / 158 degrees F
SFB 3 Intake-Zone0	OK	57 degrees C / 134 degrees F
SFB 3 Exhaust-Zone1	OK	48 degrees C / 118 degrees F
SFB 3 IntakeA-Zone0	OK	52 degrees C / 125 degrees F
SFB 3 IntakeB-Zone1	OK	41 degrees C / 105 degrees F
SFB 3 Exhaust-Zone0	OK	53 degrees C / 127 degrees F
SFB 3 SFB-XF2-Zone1	OK	66 degrees C / 150 degrees F
SFB 3 SFB-XF1-Zone0	OK	69 degrees C / 156 degrees F
SFB 3 SFB-XF0-Zone0	OK	71 degrees C / 159 degrees F
SFB 4 Intake-Zone0	OK	58 degrees C / 136 degrees F
SFB 4 Exhaust-Zone1	OK	49 degrees C / 120 degrees F
SFB 4 IntakeA-Zone0	OK	54 degrees C / 129 degrees F
SFB 4 IntakeB-Zone1	OK	42 degrees C / 107 degrees F
SFB 4 Exhaust-Zone0	OK	53 degrees C / 127 degrees F
SFB 4 SFB-XF2-Zone1	OK	64 degrees C / 147 degrees F
SFB 4 SFB-XF1-Zone0	OK	68 degrees C / 154 degrees F
SFB 4 SFB-XF0-Zone0	OK	71 degrees C / 159 degrees F
SFB 5 Intake-Zone0	OK	58 degrees C / 136 degrees F
SFB 5 Exhaust-Zone1	OK	50 degrees C / 122 degrees F
SFB 5 IntakeA-Zone0	OK	53 degrees C / 127 degrees F
SFB 5 IntakeB-Zone1	OK	43 degrees C / 109 degrees F
SFB 5 Exhaust-Zone0	OK	54 degrees C / 129 degrees F
SFB 5 SFB-XF2-Zone1	OK	66 degrees C / 150 degrees F
SFB 5 SFB-XF1-Zone0	OK	69 degrees C / 156 degrees F
SFB 5 SFB-XF0-Zone0	OK	74 degrees C / 165 degrees F
SFB 6 Intake-Zone0	OK	58 degrees C / 136 degrees F
SFB 6 Exhaust-Zone1	OK	49 degrees C / 120 degrees F
SFB 6 IntakeA-Zone0	OK	53 degrees C / 127 degrees F
SFB 6 IntakeB-Zone1	OK	43 degrees C / 109 degrees F
SFB 6 Exhaust-Zone0	OK	53 degrees C / 127 degrees F
SFB 6 SFB-XF2-Zone1	OK	65 degrees C / 149 degrees F

SFB 6 SFB-XF1-Zone0	OK	68 degrees C / 154 degrees F
SFB 6 SFB-XF0-Zone0	OK	72 degrees C / 161 degrees F
SFB 7 Intake-Zone0	OK	57 degrees C / 134 degrees F
SFB 7 Exhaust-Zone1	OK	50 degrees C / 122 degrees F
SFB 7 IntakeA-Zone0	OK	53 degrees C / 127 degrees F
SFB 7 IntakeB-Zone1	OK	43 degrees C / 109 degrees F
SFB 7 Exhaust-Zone0	OK	54 degrees C / 129 degrees F
SFB 7 SFB-XF2-Zone1	OK	68 degrees C / 154 degrees F
SFB 7 SFB-XF1-Zone0	OK	69 degrees C / 156 degrees F
SFB 7 SFB-XF0-Zone0	OK	73 degrees C / 163 degrees F
FPC 0 Intake	OK	41 degrees C / 105 degrees F
FPC 0 Exhaust A	OK	48 degrees C / 118 degrees F
FPC 0 Exhaust B	OK	62 degrees C / 143 degrees F
FPC 0 LU 0 TSen	OK	59 degrees C / 138 degrees F
FPC 0 LU 0 Chip	OK	62 degrees C / 143 degrees F
FPC 0 LU 1 TSen	OK	59 degrees C / 138 degrees F
FPC 0 LU 1 Chip	OK	64 degrees C / 147 degrees F
FPC 0 LU 2 TSen	OK	59 degrees C / 138 degrees F
FPC 0 LU 2 Chip	OK	53 degrees C / 127 degrees F
FPC 0 LU 3 TSen	OK	59 degrees C / 138 degrees F
FPC 0 LU 3 Chip	OK	53 degrees C / 127 degrees F
FPC 0 MQ 0 TSen	OK	47 degrees C / 116 degrees F
FPC 0 MQ 0 Chip	OK	49 degrees C / 120 degrees F
FPC 0 MQ 1 TSen	OK	47 degrees C / 116 degrees F
FPC 0 MQ 1 Chip	OK	51 degrees C / 123 degrees F
FPC 0 MQ 2 TSen	OK	47 degrees C / 116 degrees F
FPC 0 MQ 2 Chip	OK	44 degrees C / 111 degrees F
FPC 0 MQ 3 TSen	OK	47 degrees C / 116 degrees F
FPC 0 MQ 3 Chip	OK	45 degrees C / 113 degrees F
FPC 1 Intake	OK	40 degrees C / 104 degrees F
FPC 1 Exhaust A	OK	49 degrees C / 120 degrees F
FPC 1 Exhaust B	OK	58 degrees C / 136 degrees F
FPC 1 LU 0 TSen	OK	55 degrees C / 131 degrees F
FPC 1 LU 0 Chip	OK	56 degrees C / 132 degrees F
FPC 1 LU 1 TSen	OK	55 degrees C / 131 degrees F
FPC 1 LU 1 Chip	OK	58 degrees C / 136 degrees F
FPC 1 LU 2 TSen	OK	55 degrees C / 131 degrees F
FPC 1 LU 2 Chip	OK	49 degrees C / 120 degrees F
FPC 1 LU 3 TSen	OK	55 degrees C / 131 degrees F
FPC 1 LU 3 Chip	OK	51 degrees C / 123 degrees F
FPC 1 MQ 0 TSen	OK	47 degrees C / 116 degrees F
FPC 1 MQ 0 Chip	OK	48 degrees C / 118 degrees F
FPC 1 MQ 1 TSen	OK	47 degrees C / 116 degrees F
FPC 1 MQ 1 Chip	OK	50 degrees C / 122 degrees F
FPC 1 MQ 2 TSen	OK	47 degrees C / 116 degrees F
FPC 1 MQ 2 Chip	OK	44 degrees C / 111 degrees F
FPC 1 MQ 3 TSen	OK	47 degrees C / 116 degrees F
FPC 1 MQ 3 Chip	OK	44 degrees C / 111 degrees F
FPC 2 Intake	OK	39 degrees C / 102 degrees F
FPC 2 Exhaust A	OK	49 degrees C / 120 degrees F
FPC 2 Exhaust B	OK	61 degrees C / 141 degrees F
FPC 2 LU 0 TSen	OK	58 degrees C / 136 degrees F
FPC 2 LU 0 Chip	OK	60 degrees C / 140 degrees F
FPC 2 LU 1 TSen	OK	58 degrees C / 136 degrees F
FPC 2 LU 1 Chip	OK	65 degrees C / 149 degrees F
FPC 2 LU 2 TSen	OK	58 degrees C / 136 degrees F
FPC 2 LU 2 Chip	OK	51 degrees C / 123 degrees F
FPC 2 LU 3 TSen	OK	58 degrees C / 136 degrees F
FPC 2 LU 3 Chip	OK	53 degrees C / 127 degrees F
FPC 2 MQ 0 TSen	OK	47 degrees C / 116 degrees F
FPC 2 MQ 0 Chip	OK	50 degrees C / 122 degrees F

FPC 2 MQ 1 TSen	OK	47 degrees C / 116 degrees F
FPC 2 MQ 1 Chip	OK	52 degrees C / 125 degrees F
FPC 2 MQ 2 TSen	OK	47 degrees C / 116 degrees F
FPC 2 MQ 2 Chip	OK	45 degrees C / 113 degrees F
FPC 2 MQ 3 TSen	OK	47 degrees C / 116 degrees F
FPC 2 MQ 3 Chip	OK	46 degrees C / 114 degrees F
FPC 3 Intake	OK	40 degrees C / 104 degrees F
FPC 3 Exhaust A	OK	49 degrees C / 120 degrees F
FPC 3 Exhaust B	OK	61 degrees C / 141 degrees F
FPC 3 LU 0 TSen	OK	58 degrees C / 136 degrees F
FPC 3 LU 0 Chip	OK	61 degrees C / 141 degrees F
FPC 3 LU 1 TSen	OK	58 degrees C / 136 degrees F
FPC 3 LU 1 Chip	OK	62 degrees C / 143 degrees F
FPC 3 LU 2 TSen	OK	58 degrees C / 136 degrees F
FPC 3 LU 2 Chip	OK	51 degrees C / 123 degrees F
FPC 3 LU 3 TSen	OK	58 degrees C / 136 degrees F
FPC 3 LU 3 Chip	OK	53 degrees C / 127 degrees F
FPC 3 MQ 0 TSen	OK	48 degrees C / 118 degrees F
FPC 3 MQ 0 Chip	OK	50 degrees C / 122 degrees F
FPC 3 MQ 1 TSen	OK	48 degrees C / 118 degrees F
FPC 3 MQ 1 Chip	OK	54 degrees C / 129 degrees F
FPC 3 MQ 2 TSen	OK	48 degrees C / 118 degrees F
FPC 3 MQ 2 Chip	OK	45 degrees C / 113 degrees F
FPC 3 MQ 3 TSen	OK	48 degrees C / 118 degrees F
FPC 3 MQ 3 Chip	OK	48 degrees C / 118 degrees F
FPC 4 Intake	OK	40 degrees C / 104 degrees F
FPC 4 Exhaust A	OK	49 degrees C / 120 degrees F
FPC 4 Exhaust B	OK	62 degrees C / 143 degrees F
FPC 4 LU 0 TSen	OK	59 degrees C / 138 degrees F
FPC 4 LU 0 Chip	OK	62 degrees C / 143 degrees F
FPC 4 LU 1 TSen	OK	59 degrees C / 138 degrees F
FPC 4 LU 1 Chip	OK	65 degrees C / 149 degrees F
FPC 4 LU 2 TSen	OK	59 degrees C / 138 degrees F
FPC 4 LU 2 Chip	OK	51 degrees C / 123 degrees F
FPC 4 LU 3 TSen	OK	59 degrees C / 138 degrees F
FPC 4 LU 3 Chip	OK	53 degrees C / 127 degrees F
FPC 4 MQ 0 TSen	OK	48 degrees C / 118 degrees F
FPC 4 MQ 0 Chip	OK	52 degrees C / 125 degrees F
FPC 4 MQ 1 TSen	OK	48 degrees C / 118 degrees F
FPC 4 MQ 1 Chip	OK	53 degrees C / 127 degrees F
FPC 4 MQ 2 TSen	OK	48 degrees C / 118 degrees F
FPC 4 MQ 2 Chip	OK	46 degrees C / 114 degrees F
FPC 4 MQ 3 TSen	OK	48 degrees C / 118 degrees F
FPC 4 MQ 3 Chip	OK	47 degrees C / 116 degrees F
FPC 5 Intake	OK	41 degrees C / 105 degrees F
FPC 5 Exhaust A	OK	50 degrees C / 122 degrees F
FPC 5 Exhaust B	OK	63 degrees C / 145 degrees F
FPC 5 LU 0 TSen	OK	60 degrees C / 140 degrees F
FPC 5 LU 0 Chip	OK	63 degrees C / 145 degrees F
FPC 5 LU 1 TSen	OK	60 degrees C / 140 degrees F
FPC 5 LU 1 Chip	OK	66 degrees C / 150 degrees F
FPC 5 LU 2 TSen	OK	60 degrees C / 140 degrees F
FPC 5 LU 2 Chip	OK	56 degrees C / 132 degrees F
FPC 5 LU 3 TSen	OK	60 degrees C / 140 degrees F
FPC 5 LU 3 Chip	OK	54 degrees C / 129 degrees F
FPC 5 MQ 0 TSen	OK	49 degrees C / 120 degrees F
FPC 5 MQ 0 Chip	OK	52 degrees C / 125 degrees F
FPC 5 MQ 1 TSen	OK	49 degrees C / 120 degrees F
FPC 5 MQ 1 Chip	OK	53 degrees C / 127 degrees F
FPC 5 MQ 2 TSen	OK	49 degrees C / 120 degrees F
FPC 5 MQ 2 Chip	OK	48 degrees C / 118 degrees F

FPC 5 MQ 3 TSen	OK	49 degrees C / 120 degrees F
FPC 5 MQ 3 Chip	OK	47 degrees C / 116 degrees F
FPC 6 Intake	OK	42 degrees C / 107 degrees F
FPC 6 Exhaust A	OK	51 degrees C / 123 degrees F
FPC 6 Exhaust B	OK	63 degrees C / 145 degrees F
FPC 6 LU 0 TSen	OK	61 degrees C / 141 degrees F
FPC 6 LU 0 Chip	OK	64 degrees C / 147 degrees F
FPC 6 LU 1 TSen	OK	61 degrees C / 141 degrees F
FPC 6 LU 1 Chip	OK	66 degrees C / 150 degrees F
FPC 6 LU 2 TSen	OK	61 degrees C / 141 degrees F
FPC 6 LU 2 Chip	OK	56 degrees C / 132 degrees F
FPC 6 LU 3 TSen	OK	61 degrees C / 141 degrees F
FPC 6 LU 3 Chip	OK	56 degrees C / 132 degrees F
FPC 6 MQ 0 TSen	OK	50 degrees C / 122 degrees F
FPC 6 MQ 0 Chip	OK	56 degrees C / 132 degrees F
FPC 6 MQ 1 TSen	OK	50 degrees C / 122 degrees F
FPC 6 MQ 1 Chip	OK	59 degrees C / 138 degrees F
FPC 6 MQ 2 TSen	OK	50 degrees C / 122 degrees F
FPC 6 MQ 2 Chip	OK	49 degrees C / 120 degrees F
FPC 6 MQ 3 TSen	OK	50 degrees C / 122 degrees F
FPC 6 MQ 3 Chip	OK	49 degrees C / 120 degrees F
FPC 7 Intake	OK	41 degrees C / 105 degrees F
FPC 7 Exhaust A	OK	51 degrees C / 123 degrees F
FPC 7 Exhaust B	OK	63 degrees C / 145 degrees F
FPC 7 LU 0 TSen	OK	60 degrees C / 140 degrees F
FPC 7 LU 0 Chip	OK	61 degrees C / 141 degrees F
FPC 7 LU 1 TSen	OK	60 degrees C / 140 degrees F
FPC 7 LU 1 Chip	OK	65 degrees C / 149 degrees F
FPC 7 LU 2 TSen	OK	60 degrees C / 140 degrees F
FPC 7 LU 2 Chip	OK	54 degrees C / 129 degrees F
FPC 7 LU 3 TSen	OK	60 degrees C / 140 degrees F
FPC 7 LU 3 Chip	OK	53 degrees C / 127 degrees F
FPC 7 MQ 0 TSen	OK	50 degrees C / 122 degrees F
FPC 7 MQ 0 Chip	OK	53 degrees C / 127 degrees F
FPC 7 MQ 1 TSen	OK	50 degrees C / 122 degrees F
FPC 7 MQ 1 Chip	OK	54 degrees C / 129 degrees F
FPC 7 MQ 2 TSen	OK	50 degrees C / 122 degrees F
FPC 7 MQ 2 Chip	OK	47 degrees C / 116 degrees F
FPC 7 MQ 3 TSen	OK	50 degrees C / 122 degrees F
FPC 7 MQ 3 Chip	OK	47 degrees C / 116 degrees F
FPC 8 Intake	OK	41 degrees C / 105 degrees F
FPC 8 Exhaust A	OK	50 degrees C / 122 degrees F
FPC 8 Exhaust B	OK	62 degrees C / 143 degrees F
FPC 8 LU 0 TSen	OK	59 degrees C / 138 degrees F
FPC 8 LU 0 Chip	OK	62 degrees C / 143 degrees F
FPC 8 LU 1 TSen	OK	59 degrees C / 138 degrees F
FPC 8 LU 1 Chip	OK	64 degrees C / 147 degrees F
FPC 8 LU 2 TSen	OK	59 degrees C / 138 degrees F
FPC 8 LU 2 Chip	OK	55 degrees C / 131 degrees F
FPC 8 LU 3 TSen	OK	59 degrees C / 138 degrees F
FPC 8 LU 3 Chip	OK	54 degrees C / 129 degrees F
FPC 8 MQ 0 TSen	OK	49 degrees C / 120 degrees F
FPC 8 MQ 0 Chip	OK	51 degrees C / 123 degrees F
FPC 8 MQ 1 TSen	OK	49 degrees C / 120 degrees F
FPC 8 MQ 1 Chip	OK	52 degrees C / 125 degrees F
FPC 8 MQ 2 TSen	OK	49 degrees C / 120 degrees F
FPC 8 MQ 2 Chip	OK	46 degrees C / 114 degrees F
FPC 8 MQ 3 TSen	OK	49 degrees C / 120 degrees F
FPC 8 MQ 3 Chip	OK	47 degrees C / 116 degrees F
FPC 9 Intake	OK	42 degrees C / 107 degrees F
FPC 9 Exhaust A	OK	51 degrees C / 123 degrees F

FPC 9 Exhaust B	OK	63 degrees C / 145 degrees F
FPC 9 LU 0 TSen	OK	60 degrees C / 140 degrees F
FPC 9 LU 0 Chip	OK	65 degrees C / 149 degrees F
FPC 9 LU 1 TSen	OK	60 degrees C / 140 degrees F
FPC 9 LU 1 Chip	OK	67 degrees C / 152 degrees F
FPC 9 LU 2 TSen	OK	60 degrees C / 140 degrees F
FPC 9 LU 2 Chip	OK	54 degrees C / 129 degrees F
FPC 9 LU 3 TSen	OK	60 degrees C / 140 degrees F
FPC 9 LU 3 Chip	OK	54 degrees C / 129 degrees F
FPC 9 MQ 0 TSen	OK	51 degrees C / 123 degrees F
FPC 9 MQ 0 Chip	OK	55 degrees C / 131 degrees F
FPC 9 MQ 1 TSen	OK	51 degrees C / 123 degrees F
FPC 9 MQ 1 Chip	OK	59 degrees C / 138 degrees F
FPC 9 MQ 2 TSen	OK	51 degrees C / 123 degrees F
FPC 9 MQ 2 Chip	OK	49 degrees C / 120 degrees F
FPC 9 MQ 3 TSen	OK	51 degrees C / 123 degrees F
FPC 9 MQ 3 Chip	OK	49 degrees C / 120 degrees F
FPC 10 Intake	OK	44 degrees C / 111 degrees F
FPC 10 Exhaust A	OK	49 degrees C / 120 degrees F
FPC 10 Exhaust B	OK	55 degrees C / 131 degrees F
FPC 10 LU 0 TSen	OK	54 degrees C / 129 degrees F
FPC 10 LU 0 Chip	OK	55 degrees C / 131 degrees F
FPC 10 LU 1 TSen	OK	54 degrees C / 129 degrees F
FPC 10 LU 1 Chip	OK	59 degrees C / 138 degrees F
FPC 10 LU 2 TSen	OK	54 degrees C / 129 degrees F
FPC 10 LU 2 Chip	OK	52 degrees C / 125 degrees F
FPC 10 LU 3 TSen	OK	54 degrees C / 129 degrees F
FPC 10 LU 3 Chip	OK	51 degrees C / 123 degrees F
FPC 10 MQ 0 TSen	OK	48 degrees C / 118 degrees F
FPC 10 MQ 0 Chip	OK	49 degrees C / 120 degrees F
FPC 10 MQ 1 TSen	OK	48 degrees C / 118 degrees F
FPC 10 MQ 1 Chip	OK	52 degrees C / 125 degrees F
FPC 10 MQ 2 TSen	OK	48 degrees C / 118 degrees F
FPC 10 MQ 2 Chip	OK	47 degrees C / 116 degrees F
FPC 10 MQ 3 TSen	OK	48 degrees C / 118 degrees F
FPC 10 MQ 3 Chip	OK	47 degrees C / 116 degrees F
FPC 11 Intake	OK	30 degrees C / 86 degrees F
FPC 11 Exhaust A	OK	35 degrees C / 95 degrees F
FPC 11 Exhaust B	OK	30 degrees C / 86 degrees F
FPC 11 LU 0 TSen	OK	57 degrees C / 134 degrees F
FPC 11 LU 0 Chip	OK	58 degrees C / 136 degrees F
FPC 11 LU 1 TSen	OK	57 degrees C / 134 degrees F
FPC 11 LU 1 Chip	OK	62 degrees C / 143 degrees F
FPC 11 LU 2 TSen	OK	57 degrees C / 134 degrees F
FPC 11 LU 2 Chip	OK	53 degrees C / 127 degrees F
FPC 11 LU 3 TSen	OK	57 degrees C / 134 degrees F
FPC 11 LU 3 Chip	OK	54 degrees C / 129 degrees F
FPC 11 MQ 0 TSen	OK	52 degrees C / 125 degrees F
FPC 11 MQ 0 Chip	OK	52 degrees C / 125 degrees F
FPC 11 MQ 1 TSen	OK	52 degrees C / 125 degrees F
FPC 11 MQ 1 Chip	OK	57 degrees C / 134 degrees F
FPC 11 MQ 2 TSen	OK	52 degrees C / 125 degrees F
FPC 11 MQ 2 Chip	OK	48 degrees C / 118 degrees F
FPC 11 MQ 3 TSen	OK	52 degrees C / 125 degrees F
FPC 11 MQ 3 Chip	OK	52 degrees C / 125 degrees F
FPC 12 Intake	OK	40 degrees C / 104 degrees F
FPC 12 Exhaust A	OK	47 degrees C / 116 degrees F
FPC 12 Exhaust B	OK	52 degrees C / 125 degrees F
FPC 12 LU 0 TSen	OK	51 degrees C / 123 degrees F
FPC 12 LU 0 Chip	OK	52 degrees C / 125 degrees F
FPC 12 LU 1 TSen	OK	51 degrees C / 123 degrees F

FPC 12 LU 1 Chip	OK	55 degrees C / 131 degrees F
FPC 12 LU 2 TSen	OK	51 degrees C / 123 degrees F
FPC 12 LU 2 Chip	OK	47 degrees C / 116 degrees F
FPC 12 LU 3 TSen	OK	51 degrees C / 123 degrees F
FPC 12 LU 3 Chip	OK	50 degrees C / 122 degrees F
FPC 12 MQ 0 TSen	OK	46 degrees C / 114 degrees F
FPC 12 MQ 0 Chip	OK	46 degrees C / 114 degrees F
FPC 12 MQ 1 TSen	OK	46 degrees C / 114 degrees F
FPC 12 MQ 1 Chip	OK	50 degrees C / 122 degrees F
FPC 12 MQ 2 TSen	OK	46 degrees C / 114 degrees F
FPC 12 MQ 2 Chip	OK	44 degrees C / 111 degrees F
FPC 12 MQ 3 TSen	OK	46 degrees C / 114 degrees F
FPC 12 MQ 3 Chip	OK	46 degrees C / 114 degrees F
FPC 13 Intake	OK	40 degrees C / 104 degrees F
FPC 13 Exhaust A	OK	48 degrees C / 118 degrees F
FPC 13 Exhaust B	OK	52 degrees C / 125 degrees F
FPC 13 LU 0 TSen	OK	51 degrees C / 123 degrees F
FPC 13 LU 0 Chip	OK	52 degrees C / 125 degrees F
FPC 13 LU 1 TSen	OK	51 degrees C / 123 degrees F
FPC 13 LU 1 Chip	OK	55 degrees C / 131 degrees F
FPC 13 LU 2 TSen	OK	51 degrees C / 123 degrees F
FPC 13 LU 2 Chip	OK	48 degrees C / 118 degrees F
FPC 13 LU 3 TSen	OK	51 degrees C / 123 degrees F
FPC 13 LU 3 Chip	OK	48 degrees C / 118 degrees F
FPC 13 MQ 0 TSen	OK	46 degrees C / 114 degrees F
FPC 13 MQ 0 Chip	OK	46 degrees C / 114 degrees F
FPC 13 MQ 1 TSen	OK	46 degrees C / 114 degrees F
FPC 13 MQ 1 Chip	OK	50 degrees C / 122 degrees F
FPC 13 MQ 2 TSen	OK	46 degrees C / 114 degrees F
FPC 13 MQ 2 Chip	OK	44 degrees C / 111 degrees F
FPC 13 MQ 3 TSen	OK	46 degrees C / 114 degrees F
FPC 13 MQ 3 Chip	OK	46 degrees C / 114 degrees F
FPC 14 Intake	OK	40 degrees C / 104 degrees F
FPC 14 Exhaust A	OK	50 degrees C / 122 degrees F
FPC 14 Exhaust B	OK	51 degrees C / 123 degrees F
FPC 14 LU 0 TSen	OK	50 degrees C / 122 degrees F
FPC 14 LU 0 Chip	OK	50 degrees C / 122 degrees F
FPC 14 LU 1 TSen	OK	50 degrees C / 122 degrees F
FPC 14 LU 1 Chip	OK	54 degrees C / 129 degrees F
FPC 14 LU 2 TSen	OK	50 degrees C / 122 degrees F
FPC 14 LU 2 Chip	OK	47 degrees C / 116 degrees F
FPC 14 LU 3 TSen	OK	50 degrees C / 122 degrees F
FPC 14 LU 3 Chip	OK	49 degrees C / 120 degrees F
FPC 14 MQ 0 TSen	OK	47 degrees C / 116 degrees F
FPC 14 MQ 0 Chip	OK	46 degrees C / 114 degrees F
FPC 14 MQ 1 TSen	OK	47 degrees C / 116 degrees F
FPC 14 MQ 1 Chip	OK	51 degrees C / 123 degrees F
FPC 14 MQ 2 TSen	OK	47 degrees C / 116 degrees F
FPC 14 MQ 2 Chip	OK	45 degrees C / 113 degrees F
FPC 14 MQ 3 TSen	OK	47 degrees C / 116 degrees F
FPC 14 MQ 3 Chip	OK	48 degrees C / 118 degrees F
FPC 15 Intake	OK	44 degrees C / 111 degrees F
FPC 15 Exhaust A	OK	49 degrees C / 120 degrees F
FPC 15 Exhaust B	OK	60 degrees C / 140 degrees F
FPC 15 LU 0 TSen	OK	50 degrees C / 122 degrees F
FPC 15 LU 0 Chip	OK	56 degrees C / 132 degrees F
FPC 15 LU 1 TSen	OK	50 degrees C / 122 degrees F
FPC 15 LU 1 Chip	OK	50 degrees C / 122 degrees F
FPC 15 LU 2 TSen	OK	50 degrees C / 122 degrees F
FPC 15 LU 2 Chip	OK	58 degrees C / 136 degrees F
FPC 15 LU 3 TSen	OK	50 degrees C / 122 degrees F

FPC 15 LU 3 Chip	OK	63 degrees C / 145 degrees F
FPC 15 XM 0 TSen	OK	50 degrees C / 122 degrees F
FPC 15 XM 0 Chip	OK	56 degrees C / 132 degrees F
FPC 15 XF 0 TSen	OK	50 degrees C / 122 degrees F
FPC 15 XF 0 Chip	OK	68 degrees C / 154 degrees F
FPC 15 PLX Switch TSen	OK	50 degrees C / 122 degrees F
FPC 15 PLX Switch Chip	OK	56 degrees C / 132 degrees F
FPC 16 Intake	OK	42 degrees C / 107 degrees F
FPC 16 Exhaust A	OK	51 degrees C / 123 degrees F
FPC 16 Exhaust B	OK	53 degrees C / 127 degrees F
FPC 16 LU 0 TSen	OK	51 degrees C / 123 degrees F
FPC 16 LU 0 Chip	OK	52 degrees C / 125 degrees F
FPC 16 LU 1 TSen	OK	51 degrees C / 123 degrees F
FPC 16 LU 1 Chip	OK	55 degrees C / 131 degrees F
FPC 16 LU 2 TSen	OK	51 degrees C / 123 degrees F
FPC 16 LU 2 Chip	OK	48 degrees C / 118 degrees F
FPC 16 LU 3 TSen	OK	51 degrees C / 123 degrees F
FPC 16 LU 3 Chip	OK	49 degrees C / 120 degrees F
FPC 16 MQ 0 TSen	OK	49 degrees C / 120 degrees F
FPC 16 MQ 0 Chip	OK	48 degrees C / 118 degrees F
FPC 16 MQ 1 TSen	OK	49 degrees C / 120 degrees F
FPC 16 MQ 1 Chip	OK	53 degrees C / 127 degrees F
FPC 16 MQ 2 TSen	OK	49 degrees C / 120 degrees F
FPC 16 MQ 2 Chip	OK	46 degrees C / 114 degrees F
FPC 16 MQ 3 TSen	OK	49 degrees C / 120 degrees F
FPC 16 MQ 3 Chip	OK	49 degrees C / 120 degrees F
FPC 17 Intake	OK	43 degrees C / 109 degrees F
FPC 17 Exhaust A	OK	51 degrees C / 123 degrees F
FPC 17 Exhaust B	OK	55 degrees C / 131 degrees F
FPC 17 LU 0 TSen	OK	54 degrees C / 129 degrees F
FPC 17 LU 0 Chip	OK	57 degrees C / 134 degrees F
FPC 17 LU 1 TSen	OK	54 degrees C / 129 degrees F
FPC 17 LU 1 Chip	OK	60 degrees C / 140 degrees F
FPC 17 LU 2 TSen	OK	54 degrees C / 129 degrees F
FPC 17 LU 2 Chip	OK	53 degrees C / 127 degrees F
FPC 17 LU 3 TSen	OK	54 degrees C / 129 degrees F
FPC 17 LU 3 Chip	OK	53 degrees C / 127 degrees F
FPC 17 MQ 0 TSen	OK	49 degrees C / 120 degrees F
FPC 17 MQ 0 Chip	OK	50 degrees C / 122 degrees F
FPC 17 MQ 1 TSen	OK	49 degrees C / 120 degrees F
FPC 17 MQ 1 Chip	OK	54 degrees C / 129 degrees F
FPC 17 MQ 2 TSen	OK	49 degrees C / 120 degrees F
FPC 17 MQ 2 Chip	OK	47 degrees C / 116 degrees F
FPC 17 MQ 3 TSen	OK	49 degrees C / 120 degrees F
FPC 17 MQ 3 Chip	OK	51 degrees C / 123 degrees F
FPC 18 Intake	OK	44 degrees C / 111 degrees F
FPC 18 Exhaust A	OK	53 degrees C / 127 degrees F
FPC 18 Exhaust B	OK	57 degrees C / 134 degrees F
FPC 18 LU 0 TSen	OK	56 degrees C / 132 degrees F
FPC 18 LU 0 Chip	OK	57 degrees C / 134 degrees F
FPC 18 LU 1 TSen	OK	56 degrees C / 132 degrees F
FPC 18 LU 1 Chip	OK	62 degrees C / 143 degrees F
FPC 18 LU 2 TSen	OK	56 degrees C / 132 degrees F
FPC 18 LU 2 Chip	OK	53 degrees C / 127 degrees F
FPC 18 LU 3 TSen	OK	56 degrees C / 132 degrees F
FPC 18 LU 3 Chip	OK	55 degrees C / 131 degrees F
FPC 18 MQ 0 TSen	OK	51 degrees C / 123 degrees F
FPC 18 MQ 0 Chip	OK	54 degrees C / 129 degrees F
FPC 18 MQ 1 TSen	OK	51 degrees C / 123 degrees F
FPC 18 MQ 1 Chip	OK	58 degrees C / 136 degrees F
FPC 18 MQ 2 TSen	OK	51 degrees C / 123 degrees F

FPC 18 MQ 2 Chip	OK	50 degrees C / 122 degrees F
FPC 18 MQ 3 TSen	OK	51 degrees C / 123 degrees F
FPC 18 MQ 3 Chip	OK	53 degrees C / 127 degrees F
FPC 19 Intake	OK	48 degrees C / 118 degrees F
FPC 19 Exhaust A	OK	56 degrees C / 132 degrees F
FPC 19 Exhaust B	OK	64 degrees C / 147 degrees F
FPC 19 LU 0 TSen	OK	63 degrees C / 145 degrees F
FPC 19 LU 0 Chip	OK	64 degrees C / 147 degrees F
FPC 19 LU 1 TSen	OK	63 degrees C / 145 degrees F
FPC 19 LU 1 Chip	OK	70 degrees C / 158 degrees F
FPC 19 LU 2 TSen	OK	63 degrees C / 145 degrees F
FPC 19 LU 2 Chip	OK	61 degrees C / 141 degrees F
FPC 19 LU 3 TSen	OK	63 degrees C / 145 degrees F
FPC 19 LU 3 Chip	OK	62 degrees C / 143 degrees F
FPC 19 MQ 0 TSen	OK	56 degrees C / 132 degrees F
FPC 19 MQ 0 Chip	OK	60 degrees C / 140 degrees F
FPC 19 MQ 1 TSen	OK	56 degrees C / 132 degrees F
FPC 19 MQ 1 Chip	OK	62 degrees C / 143 degrees F
FPC 19 MQ 2 TSen	OK	56 degrees C / 132 degrees F
FPC 19 MQ 2 Chip	OK	56 degrees C / 132 degrees F
FPC 19 MQ 3 TSen	OK	56 degrees C / 132 degrees F
FPC 19 MQ 3 Chip	OK	57 degrees C / 134 degrees F
ADC 0 Intake	OK	40 degrees C / 104 degrees F
ADC 0 Exhaust	OK	52 degrees C / 125 degrees F
ADC 0 ADC-XF1	OK	59 degrees C / 138 degrees F
ADC 0 ADC-XF0	OK	66 degrees C / 150 degrees F
ADC 1 Intake	OK	38 degrees C / 100 degrees F
ADC 1 Exhaust	OK	50 degrees C / 122 degrees F
ADC 1 ADC-XF1	OK	59 degrees C / 138 degrees F
ADC 1 ADC-XF0	OK	63 degrees C / 145 degrees F
ADC 2 Intake	OK	37 degrees C / 98 degrees F
ADC 2 Exhaust	OK	52 degrees C / 125 degrees F
ADC 2 ADC-XF1	OK	53 degrees C / 127 degrees F
ADC 2 ADC-XF0	OK	61 degrees C / 141 degrees F
ADC 3 Intake	OK	40 degrees C / 104 degrees F
ADC 3 Exhaust	OK	51 degrees C / 123 degrees F
ADC 3 ADC-XF1	OK	61 degrees C / 141 degrees F
ADC 3 ADC-XF0	OK	64 degrees C / 147 degrees F
ADC 4 Intake	OK	39 degrees C / 102 degrees F
ADC 4 Exhaust	OK	51 degrees C / 123 degrees F
ADC 4 ADC-XF1	OK	60 degrees C / 140 degrees F
ADC 4 ADC-XF0	OK	63 degrees C / 145 degrees F
ADC 5 Intake	OK	38 degrees C / 100 degrees F
ADC 5 Exhaust	OK	54 degrees C / 129 degrees F
ADC 5 ADC-XF1	OK	56 degrees C / 132 degrees F
ADC 5 ADC-XF0	OK	67 degrees C / 152 degrees F
ADC 6 Intake	OK	39 degrees C / 102 degrees F
ADC 6 Exhaust	OK	52 degrees C / 125 degrees F
ADC 6 ADC-XF1	OK	59 degrees C / 138 degrees F
ADC 6 ADC-XF0	OK	66 degrees C / 150 degrees F
ADC 7 Intake	OK	39 degrees C / 102 degrees F
ADC 7 Exhaust	OK	54 degrees C / 129 degrees F
ADC 7 ADC-XF1	OK	62 degrees C / 143 degrees F
ADC 7 ADC-XF0	OK	70 degrees C / 158 degrees F
ADC 8 Intake	OK	39 degrees C / 102 degrees F
ADC 8 Exhaust	OK	52 degrees C / 125 degrees F
ADC 8 ADC-XF1	OK	61 degrees C / 141 degrees F
ADC 8 ADC-XF0	OK	65 degrees C / 149 degrees F
ADC 9 Intake	OK	41 degrees C / 105 degrees F
ADC 9 Exhaust	OK	51 degrees C / 123 degrees F
ADC 9 ADC-XF1	OK	63 degrees C / 145 degrees F

	ADC 9 ADC-XF0	OK	63 degrees C / 145 degrees F
	ADC 10 Intake	OK	48 degrees C / 118 degrees F
	ADC 10 Exhaust	OK	53 degrees C / 127 degrees F
	ADC 10 ADC-XF1	OK	67 degrees C / 152 degrees F
	ADC 10 ADC-XF0	OK	66 degrees C / 150 degrees F
	ADC 12 Intake	OK	49 degrees C / 120 degrees F
	ADC 12 Exhaust	OK	54 degrees C / 129 degrees F
	ADC 12 ADC-XF1	OK	67 degrees C / 152 degrees F
	ADC 12 ADC-XF0	OK	67 degrees C / 152 degrees F
	ADC 13 Intake	OK	49 degrees C / 120 degrees F
	ADC 13 Exhaust	OK	57 degrees C / 134 degrees F
	ADC 13 ADC-XF1	OK	66 degrees C / 150 degrees F
	ADC 13 ADC-XF0	OK	69 degrees C / 156 degrees F
	ADC 14 Intake	OK	51 degrees C / 123 degrees F
	ADC 14 Exhaust	OK	59 degrees C / 138 degrees F
	ADC 14 ADC-XF1	OK	69 degrees C / 156 degrees F
	ADC 14 ADC-XF0	OK	74 degrees C / 165 degrees F
	ADC 15 Intake	OK	50 degrees C / 122 degrees F
	ADC 15 Exhaust	OK	59 degrees C / 138 degrees F
	ADC 15 ADC-XF1	OK	68 degrees C / 154 degrees F
	ADC 15 ADC-XF0	OK	69 degrees C / 156 degrees F
	ADC 16 Intake	OK	52 degrees C / 125 degrees F
	ADC 16 Exhaust	OK	58 degrees C / 136 degrees F
	ADC 16 ADC-XF1	OK	68 degrees C / 154 degrees F
	ADC 16 ADC-XF0	OK	70 degrees C / 158 degrees F
	ADC 17 Intake	OK	52 degrees C / 125 degrees F
	ADC 17 Exhaust	OK	59 degrees C / 138 degrees F
	ADC 17 ADC-XF1	OK	69 degrees C / 156 degrees F
	ADC 17 ADC-XF0	OK	71 degrees C / 159 degrees F
	ADC 18 Intake	OK	53 degrees C / 127 degrees F
	ADC 18 Exhaust	OK	59 degrees C / 138 degrees F
	ADC 18 ADC-XF1	OK	68 degrees C / 154 degrees F
	ADC 18 ADC-XF0	OK	73 degrees C / 163 degrees F
	ADC 19 Intake	OK	50 degrees C / 122 degrees F
	ADC 19 Exhaust	OK	59 degrees C / 138 degrees F
	ADC 19 ADC-XF1	OK	68 degrees C / 154 degrees F
	ADC 19 ADC-XF0	OK	72 degrees C / 161 degrees F
Fans	Fan Tray 0 Fan 1	OK	7440 RPM
	Fan Tray 0 Fan 2	OK	7200 RPM
	Fan Tray 0 Fan 3	OK	6960 RPM
	Fan Tray 0 Fan 4	OK	7200 RPM
	Fan Tray 0 Fan 5	OK	7080 RPM
	Fan Tray 0 Fan 6	OK	6840 RPM
	Fan Tray 1 Fan 1	OK	6840 RPM
	Fan Tray 1 Fan 2	OK	6960 RPM
	Fan Tray 1 Fan 3	OK	6960 RPM
	Fan Tray 1 Fan 4	OK	7080 RPM
	Fan Tray 1 Fan 5	OK	6960 RPM
	Fan Tray 1 Fan 6	OK	6960 RPM
	Fan Tray 2 Fan 1	OK	8640 RPM
	Fan Tray 2 Fan 2	OK	8640 RPM
	Fan Tray 2 Fan 3	OK	8760 RPM
	Fan Tray 2 Fan 4	OK	8760 RPM
	Fan Tray 2 Fan 5	OK	8640 RPM
	Fan Tray 2 Fan 6	OK	8640 RPM
	Fan Tray 3 Fan 1	OK	8520 RPM
	Fan Tray 3 Fan 2	OK	8520 RPM
	Fan Tray 3 Fan 3	OK	8640 RPM
	Fan Tray 3 Fan 4	OK	8640 RPM
	Fan Tray 3 Fan 5	OK	8520 RPM
	Fan Tray 3 Fan 6	OK	8520 RPM

show chassis environment (MX2010 Router)

```
user@host> show chassis environment
```

Class	Item	Status	Measurement
Temp	PSM 0	OK	7 degrees C / 44 degrees F
	PSM 1	OK	7 degrees C / 44 degrees F
	PSM 2	OK	7 degrees C / 44 degrees F
	PSM 3	OK	6 degrees C / 42 degrees F
	PSM 4	OK	6 degrees C / 42 degrees F
	PSM 5	OK	6 degrees C / 42 degrees F
	PSM 6	OK	6 degrees C / 42 degrees F
	PSM 7	OK	7 degrees C / 44 degrees F
	PSM 8	OK	7 degrees C / 44 degrees F
	PDM 0	OK	
	PDM 1	Absent	
	CB 0 IntakeA-Zone0	OK	14 degrees C / 57 degrees F
	CB 0 IntakeB-Zone1	OK	7 degrees C / 44 degrees F
	CB 0 IntakeC-Zone0	OK	22 degrees C / 71 degrees F
	CB 0 ExhaustA-Zone0	OK	14 degrees C / 57 degrees F
	CB 0 ExhaustB-Zone1	OK	9 degrees C / 48 degrees F
	CB 0 TCBC-Zone0	OK	11 degrees C / 51 degrees F
	CB 1 IntakeA-Zone0	OK	9 degrees C / 48 degrees F
	CB 1 IntakeB-Zone1	OK	5 degrees C / 41 degrees F
	CB 1 IntakeC-Zone0	OK	20 degrees C / 68 degrees F
	CB 1 ExhaustA-Zone0	OK	12 degrees C / 53 degrees F
	CB 1 ExhaustB-Zone1	OK	7 degrees C / 44 degrees F
	CB 1 TCBC-Zone0	OK	10 degrees C / 50 degrees F
	SPMB 0 Intake	OK	5 degrees C / 41 degrees F
	SPMB 1 Intake	OK	4 degrees C / 39 degrees F
	Routing Engine 0	OK	9 degrees C / 48 degrees F
	Routing Engine 0 CPU	OK	9 degrees C / 48 degrees F
	Routing Engine 1	OK	6 degrees C / 42 degrees F
	Routing Engine 1 CPU	OK	6 degrees C / 42 degrees F
	SFB 0 Intake-Zone0	OK	26 degrees C / 78 degrees F
	SFB 0 Exhaust-Zone1	OK	17 degrees C / 62 degrees F
	SFB 0 IntakeA-Zone0	OK	16 degrees C / 60 degrees F
	SFB 0 IntakeB-Zone1	OK	11 degrees C / 51 degrees F
	SFB 0 Exhaust-Zone0	OK	18 degrees C / 64 degrees F
	SFB 0 SFB-XF2-Zone1	OK	25 degrees C / 77 degrees F
	SFB 0 SFB-XF1-Zone0	OK	23 degrees C / 73 degrees F
	SFB 0 SFB-XF0-Zone0	OK	33 degrees C / 91 degrees F
	SFB 1 Intake-Zone0	OK	27 degrees C / 80 degrees F
	SFB 1 Exhaust-Zone1	OK	15 degrees C / 59 degrees F
	SFB 1 IntakeA-Zone0	OK	20 degrees C / 68 degrees F
	SFB 1 IntakeB-Zone1	OK	10 degrees C / 50 degrees F
	SFB 1 Exhaust-Zone0	OK	19 degrees C / 66 degrees F
	SFB 1 SFB-XF2-Zone1	OK	26 degrees C / 78 degrees F
	SFB 1 SFB-XF1-Zone0	OK	27 degrees C / 80 degrees F
	SFB 1 SFB-XF0-Zone0	OK	32 degrees C / 89 degrees F
	SFB 2 Intake-Zone0	OK	21 degrees C / 69 degrees F
	SFB 2 Exhaust-Zone1	OK	13 degrees C / 55 degrees F
	SFB 2 IntakeA-Zone0	OK	18 degrees C / 64 degrees F
	SFB 2 IntakeB-Zone1	OK	9 degrees C / 48 degrees F
	SFB 2 Exhaust-Zone0	OK	16 degrees C / 60 degrees F
	SFB 2 SFB-XF2-Zone1	OK	24 degrees C / 75 degrees F
	SFB 2 SFB-XF1-Zone0	OK	21 degrees C / 69 degrees F
	SFB 2 SFB-XF0-Zone0	OK	26 degrees C / 78 degrees F
	SFB 4 Intake-Zone0	OK	28 degrees C / 82 degrees F
	SFB 4 Exhaust-Zone1	OK	16 degrees C / 60 degrees F
SFB 4	IntakeA-Zone0	OK	18 degrees C / 64 degrees F
	SFB 4 IntakeB-Zone1	OK	11 degrees C / 51 degrees F
	SFB 4 Exhaust-Zone0	OK	19 degrees C / 66 degrees F
	SFB 4 SFB-XF2-Zone1	OK	27 degrees C / 80 degrees F

SFB 4 SFB-XF1-Zone0	OK	27 degrees C / 80 degrees F
SFB 4 SFB-XF0-Zone0	OK	32 degrees C / 89 degrees F
SFB 5 Intake-Zone0	OK	22 degrees C / 71 degrees F
SFB 5 Exhaust-Zone1	OK	14 degrees C / 57 degrees F
SFB 5 IntakeA-Zone0	OK	18 degrees C / 64 degrees F
SFB 5 IntakeB-Zone1	OK	10 degrees C / 50 degrees F
SFB 5 Exhaust-Zone0	OK	17 degrees C / 62 degrees F
SFB 5 SFB-XF2-Zone1	OK	22 degrees C / 71 degrees F
SFB 5 SFB-XF1-Zone0	OK	29 degrees C / 84 degrees F
SFB 5 SFB-XF0-Zone0	OK	27 degrees C / 80 degrees F
SFB 6 Intake-Zone0	OK	27 degrees C / 80 degrees F
SFB 6 Exhaust-Zone1	OK	13 degrees C / 55 degrees F
SFB 6 IntakeA-Zone0	OK	19 degrees C / 66 degrees F
SFB 6 IntakeB-Zone1	OK	10 degrees C / 50 degrees F
SFB 6 Exhaust-Zone0	OK	20 degrees C / 68 degrees F
SFB 6 SFB-XF2-Zone1	OK	24 degrees C / 75 degrees F
SFB 6 SFB-XF1-Zone0	OK	32 degrees C / 89 degrees F
SFB 6 SFB-XF0-Zone0	OK	33 degrees C / 91 degrees F
SFB 7 Intake-Zone0	OK	25 degrees C / 77 degrees F
SFB 7 Exhaust-Zone1	OK	13 degrees C / 55 degrees F
SFB 7 IntakeA-Zone0	OK	14 degrees C / 57 degrees F
SFB 7 IntakeB-Zone1	OK	8 degrees C / 46 degrees F
SFB 7 Exhaust-Zone0	OK	17 degrees C / 62 degrees F
SFB 7 SFB-XF2-Zone1	OK	21 degrees C / 69 degrees F
SFB 7 SFB-XF1-Zone0	OK	21 degrees C / 69 degrees F
SFB 7 SFB-XF0-Zone0	OK	33 degrees C / 91 degrees F
FPC 0 Intake	OK	13 degrees C / 55 degrees F
FPC 0 Exhaust A	OK	13 degrees C / 55 degrees F
FPC 0 Exhaust B	OK	14 degrees C / 57 degrees F
FPC 0 LU 0 TSen	OK	28 degrees C / 82 degrees F
FPC 0 LU 0 Chip	OK	25 degrees C / 77 degrees F
FPC 0 LU 1 TSen	OK	28 degrees C / 82 degrees F
FPC 0 LU 1 Chip	OK	27 degrees C / 80 degrees F
FPC 0 LU 2 TSen	OK	28 degrees C / 82 degrees F
FPC 0 LU 2 Chip	OK	19 degrees C / 66 degrees F
FPC 0 LU 3 TSen	OK	28 degrees C / 82 degrees F
FPC 0 LU 3 Chip	OK	23 degrees C / 73 degrees F
FPC 0 XM 0 TSen	OK	28 degrees C / 82 degrees F
FPC 0 XM 0 Chip	OK	33 degrees C / 91 degrees F
FPC 0 XM 1 TSen	OK	28 degrees C / 82 degrees F
FPC 0 XM 1 Chip	OK	26 degrees C / 78 degrees F
FPC 0 PLX Switch TSen	OK	28 degrees C / 82 degrees F
FPC 0 PLX Switch Chip	OK	26 degrees C / 78 degrees F
FPC 1 Intake	OK	10 degrees C / 50 degrees F
FPC 1 Exhaust A	OK	24 degrees C / 75 degrees F
FPC 1 Exhaust B	OK	28 degrees C / 82 degrees F
FPC 1 LU 0 TSen	OK	22 degrees C / 71 degrees F
FPC 1 LU 0 Chip	OK	31 degrees C / 87 degrees F
FPC 1 LU 1 TSen	OK	22 degrees C / 71 degrees F
FPC 1 LU 1 Chip	OK	21 degrees C / 69 degrees F
FPC 1 LU 2 TSen	OK	22 degrees C / 71 degrees F
FPC 1 LU 2 Chip	OK	25 degrees C / 77 degrees F
FPC 1 LU 3 TSen	OK	22 degrees C / 71 degrees F
FPC 1 LU 3 Chip	OK	33 degrees C / 91 degrees F
FPC 1 XM 0 TSen	OK	22 degrees C / 71 degrees F
FPC 1 XM 0 Chip	OK	30 degrees C / 86 degrees F
FPC 1 XF 0 TSen	OK	22 degrees C / 71 degrees F
FPC 1 XF 0 Chip	OK	37 degrees C / 98 degrees F
FPC 1 PLX Switch TSen	OK	22 degrees C / 71 degrees F
FPC 1 PLX Switch Chip	OK	22 degrees C / 71 degrees F
FPC 2 Intake	OK	9 degrees C / 48 degrees F

FPC 2 Exhaust A	OK	10 degrees C / 50 degrees F
FPC 2 Exhaust B	OK	10 degrees C / 50 degrees F
FPC 2 LU 0 TSen	OK	26 degrees C / 78 degrees F
FPC 2 LU 0 Chip	OK	25 degrees C / 77 degrees F
FPC 2 LU 1 TSen	OK	26 degrees C / 78 degrees F
FPC 2 LU 1 Chip	OK	26 degrees C / 78 degrees F
FPC 2 LU 2 TSen	OK	26 degrees C / 78 degrees F
FPC 2 LU 2 Chip	OK	17 degrees C / 62 degrees F
FPC 2 LU 3 TSen	OK	26 degrees C / 78 degrees F
FPC 2 LU 3 Chip	OK	22 degrees C / 71 degrees F
FPC 2 XM 0 TSen	OK	26 degrees C / 78 degrees F
FPC 2 XM 0 Chip	OK	34 degrees C / 93 degrees F
FPC 2 XM 1 TSen	OK	26 degrees C / 78 degrees F
FPC 2 XM 1 Chip	OK	26 degrees C / 78 degrees F
FPC 2 PLX Switch TSen	OK	26 degrees C / 78 degrees F
FPC 2 PLX Switch Chip	OK	20 degrees C / 68 degrees F
FPC 3 Intake	OK	12 degrees C / 53 degrees F
FPC 3 Exhaust A	OK	16 degrees C / 60 degrees F
FPC 3 Exhaust B	OK	26 degrees C / 78 degrees F
FPC 3 LU 0 TSen	OK	23 degrees C / 73 degrees F
FPC 3 LU 0 Chip	OK	26 degrees C / 78 degrees F
FPC 3 LU 1 TSen	OK	23 degrees C / 73 degrees F
FPC 3 LU 1 Chip	OK	27 degrees C / 80 degrees F
FPC 3 LU 2 TSen	OK	23 degrees C / 73 degrees F
FPC 3 LU 2 Chip	OK	22 degrees C / 71 degrees F
FPC 3 LU 3 TSen	OK	23 degrees C / 73 degrees F
FPC 3 LU 3 Chip	OK	21 degrees C / 69 degrees F
FPC 3 MQ 0 TSen	OK	15 degrees C / 59 degrees F
FPC 3 MQ 0 Chip	OK	18 degrees C / 64 degrees F
FPC 3 MQ 1 TSen	OK	15 degrees C / 59 degrees F
FPC 3 MQ 1 Chip	OK	20 degrees C / 68 degrees F
FPC 3 MQ 2 TSen	OK	15 degrees C / 59 degrees F
FPC 3 MQ 2 Chip	OK	17 degrees C / 62 degrees F
FPC 3 MQ 3 TSen	OK	15 degrees C / 59 degrees F
FPC 3 MQ 3 Chip	OK	16 degrees C / 60 degrees F
FPC 4 Intake	OK	11 degrees C / 51 degrees F
FPC 4 Exhaust A	OK	22 degrees C / 71 degrees F
FPC 4 Exhaust B	OK	28 degrees C / 82 degrees F
FPC 4 LU 0 TSen	OK	22 degrees C / 71 degrees F
FPC 4 LU 0 Chip	OK	33 degrees C / 91 degrees F
FPC 4 LU 1 TSen	OK	22 degrees C / 71 degrees F
FPC 4 LU 1 Chip	OK	21 degrees C / 69 degrees F
FPC 4 LU 2 TSen	OK	22 degrees C / 71 degrees F
FPC 4 LU 2 Chip	OK	26 degrees C / 78 degrees F
FPC 4 LU 3 TSen	OK	22 degrees C / 71 degrees F
FPC 4 LU 3 Chip	OK	33 degrees C / 91 degrees F
FPC 4 XM 0 TSen	OK	22 degrees C / 71 degrees F
FPC 4 XM 0 Chip	OK	30 degrees C / 86 degrees F
FPC 4 XF 0 TSen	OK	22 degrees C / 71 degrees F
FPC 4 XF 0 Chip	OK	37 degrees C / 98 degrees F
FPC 4 PLX Switch TSen	OK	22 degrees C / 71 degrees F
FPC 4 PLX Switch Chip	OK	23 degrees C / 73 degrees F
FPC 5 Intake	OK	12 degrees C / 53 degrees F
FPC 5 Exhaust A	OK	12 degrees C / 53 degrees F
FPC 5 Exhaust B	OK	12 degrees C / 53 degrees F
FPC 5 LU 0 TSen	OK	27 degrees C / 80 degrees F
FPC 5 LU 0 Chip	OK	28 degrees C / 82 degrees F
FPC 5 LU 1 TSen	OK	27 degrees C / 80 degrees F
FPC 5 LU 1 Chip	OK	27 degrees C / 80 degrees F
FPC 5 LU 2 TSen	OK	27 degrees C / 80 degrees F
FPC 5 LU 2 Chip	OK	19 degrees C / 66 degrees F

FPC 5 LU 3 TSen	OK	27 degrees C / 80 degrees F
FPC 5 LU 3 Chip	OK	22 degrees C / 71 degrees F
FPC 5 XM 0 TSen	OK	27 degrees C / 80 degrees F
FPC 5 XM 0 Chip	OK	36 degrees C / 96 degrees F
FPC 5 XM 1 TSen	OK	27 degrees C / 80 degrees F
FPC 5 XM 1 Chip	OK	26 degrees C / 78 degrees F
FPC 5 PLX Switch TSen	OK	27 degrees C / 80 degrees F
FPC 5 PLX Switch Chip	OK	24 degrees C / 75 degrees F
FPC 6 Intake	OK	12 degrees C / 53 degrees F
FPC 6 Exhaust A	OK	17 degrees C / 62 degrees F
FPC 6 Exhaust B	OK	28 degrees C / 82 degrees F
FPC 6 LU 0 TSen	OK	24 degrees C / 75 degrees F
FPC 6 LU 0 Chip	OK	29 degrees C / 84 degrees F
FPC 6 LU 1 TSen	OK	24 degrees C / 75 degrees F
FPC 6 LU 1 Chip	OK	30 degrees C / 86 degrees F
FPC 6 LU 2 TSen	OK	24 degrees C / 75 degrees F
FPC 6 LU 2 Chip	OK	24 degrees C / 75 degrees F
FPC 6 LU 3 TSen	OK	24 degrees C / 75 degrees F
FPC 6 LU 3 Chip	OK	22 degrees C / 71 degrees F
FPC 6 MQ 0 TSen	OK	16 degrees C / 60 degrees F
FPC 6 MQ 0 Chip	OK	19 degrees C / 66 degrees F
FPC 6 MQ 1 TSen	OK	16 degrees C / 60 degrees F
FPC 6 MQ 1 Chip	OK	20 degrees C / 68 degrees F
FPC 6 MQ 2 TSen	OK	16 degrees C / 60 degrees F
FPC 6 MQ 2 Chip	OK	17 degrees C / 62 degrees F
FPC 6 MQ 3 TSen	OK	16 degrees C / 60 degrees F
FPC 6 MQ 3 Chip	OK	16 degrees C / 60 degrees F
FPC 7 Intake	OK	10 degrees C / 50 degrees F
FPC 7 Exhaust A	OK	10 degrees C / 50 degrees F
FPC 7 Exhaust B	OK	11 degrees C / 51 degrees F
FPC 7 LU 0 TSen	OK	26 degrees C / 78 degrees F
FPC 7 LU 0 Chip	OK	26 degrees C / 78 degrees F
FPC 7 LU 1 TSen	OK	26 degrees C / 78 degrees F
FPC 7 LU 1 Chip	OK	29 degrees C / 84 degrees F
FPC 7 LU 2 TSen	OK	26 degrees C / 78 degrees F
FPC 7 LU 2 Chip	OK	19 degrees C / 66 degrees F
FPC 7 LU 3 TSen	OK	26 degrees C / 78 degrees F
FPC 7 LU 3 Chip	OK	24 degrees C / 75 degrees F
FPC 7 XM 0 TSen	OK	26 degrees C / 78 degrees F
FPC 7 XM 0 Chip	OK	34 degrees C / 93 degrees F
FPC 7 XM 1 TSen	OK	26 degrees C / 78 degrees F
FPC 7 XM 1 Chip	OK	32 degrees C / 89 degrees F
FPC 7 PLX Switch TSen	OK	26 degrees C / 78 degrees F
FPC 7 PLX Switch Chip	OK	22 degrees C / 71 degrees F
FPC 8 Intake	OK	10 degrees C / 50 degrees F
FPC 8 Exhaust A	OK	22 degrees C / 71 degrees F
FPC 8 Exhaust B	OK	28 degrees C / 82 degrees F
FPC 8 LU 0 TSen	OK	20 degrees C / 68 degrees F
FPC 8 LU 0 Chip	OK	33 degrees C / 91 degrees F
FPC 8 LU 1 TSen	OK	20 degrees C / 68 degrees F
FPC 8 LU 1 Chip	OK	23 degrees C / 73 degrees F
FPC 8 LU 2 TSen	OK	20 degrees C / 68 degrees F
FPC 8 LU 2 Chip	OK	26 degrees C / 78 degrees F
FPC 8 LU 3 TSen	OK	20 degrees C / 68 degrees F
FPC 8 LU 3 Chip	OK	33 degrees C / 91 degrees F
FPC 8 XM 0 TSen	OK	20 degrees C / 68 degrees F
FPC 8 XM 0 Chip	OK	29 degrees C / 84 degrees F
FPC 8 XF 0 TSen	OK	20 degrees C / 68 degrees F
FPC 8 XF 0 Chip	OK	38 degrees C / 100 degrees F
FPC 8 PLX Switch TSen	OK	20 degrees C / 68 degrees F
FPC 8 PLX Switch Chip	OK	24 degrees C / 75 degrees F

FPC 9 Intake	OK	11 degrees C / 51 degrees F
FPC 9 Exhaust A	OK	11 degrees C / 51 degrees F
FPC 9 Exhaust B	OK	11 degrees C / 51 degrees F
FPC 9 LU 0 TSen	OK	25 degrees C / 77 degrees F
FPC 9 LU 0 Chip	OK	24 degrees C / 75 degrees F
FPC 9 LU 1 TSen	OK	25 degrees C / 77 degrees F
FPC 9 LU 1 Chip	OK	26 degrees C / 78 degrees F
FPC 9 LU 2 TSen	OK	25 degrees C / 77 degrees F
FPC 9 LU 2 Chip	OK	16 degrees C / 60 degrees F
FPC 9 LU 3 TSen	OK	25 degrees C / 77 degrees F
FPC 9 LU 3 Chip	OK	21 degrees C / 69 degrees F
FPC 9 XM 0 TSen	OK	25 degrees C / 77 degrees F
FPC 9 XM 0 Chip	OK	32 degrees C / 89 degrees F
FPC 9 XM 1 TSen	OK	25 degrees C / 77 degrees F
FPC 9 XM 1 Chip	OK	25 degrees C / 77 degrees F
FPC 9 PLX Switch TSen	OK	25 degrees C / 77 degrees F
FPC 9 PLX Switch Chip	OK	21 degrees C / 69 degrees F
ADC 0 Intake	OK	12 degrees C / 53 degrees F
ADC 0 Exhaust	OK	20 degrees C / 68 degrees F
ADC 0 ADC-XF1	OK	26 degrees C / 78 degrees F
ADC 0 ADC-XF0	OK	32 degrees C / 89 degrees F
ADC 1 Intake	OK	11 degrees C / 51 degrees F
ADC 1 Exhaust	OK	21 degrees C / 69 degrees F
ADC 1 ADC-XF1	OK	24 degrees C / 75 degrees F
ADC 1 ADC-XF0	OK	31 degrees C / 87 degrees F
ADC 2 Intake	OK	14 degrees C / 57 degrees F
ADC 2 Exhaust	OK	21 degrees C / 69 degrees F
ADC 2 ADC-XF1	OK	28 degrees C / 82 degrees F
ADC 2 ADC-XF0	OK	34 degrees C / 93 degrees F
ADC 3 Intake	OK	13 degrees C / 55 degrees F
ADC 3 Exhaust	OK	19 degrees C / 66 degrees F
ADC 3 ADC-XF1	OK	24 degrees C / 75 degrees F
ADC 3 ADC-XF0	OK	31 degrees C / 87 degrees F
ADC 4 Intake	OK	9 degrees C / 48 degrees F
ADC 4 Exhaust	OK	22 degrees C / 71 degrees F
ADC 4 ADC-XF1	OK	28 degrees C / 82 degrees F
ADC 4 ADC-XF0	OK	35 degrees C / 95 degrees F
ADC 5 Intake	OK	12 degrees C / 53 degrees F
ADC 5 Exhaust	OK	22 degrees C / 71 degrees F
ADC 5 ADC-XF1	OK	28 degrees C / 82 degrees F
ADC 5 ADC-XF0	OK	34 degrees C / 93 degrees F
ADC 6 Intake	OK	11 degrees C / 51 degrees F
ADC 6 Exhaust	OK	21 degrees C / 69 degrees F
ADC 6 ADC-XF1	OK	26 degrees C / 78 degrees F
ADC 6 ADC-XF0	OK	35 degrees C / 95 degrees F
ADC 7 Intake	OK	14 degrees C / 57 degrees F
ADC 7 Exhaust	OK	22 degrees C / 71 degrees F
ADC 7 ADC-XF1	OK	26 degrees C / 78 degrees F
ADC 7 ADC-XF0	OK	34 degrees C / 93 degrees F
ADC 8 Intake	OK	14 degrees C / 57 degrees F
ADC 8 Exhaust	OK	21 degrees C / 69 degrees F
ADC 8 ADC-XF1	OK	24 degrees C / 75 degrees F
ADC 8 ADC-XF0	OK	31 degrees C / 87 degrees F
ADC 9 Intake	OK	10 degrees C / 50 degrees F
ADC 9 Exhaust	OK	22 degrees C / 71 degrees F
ADC 9 ADC-XF1	OK	28 degrees C / 82 degrees F
ADC 9 ADC-XF0	OK	36 degrees C / 96 degrees F
Fans Fan Tray 0 Fan 1	OK	3480 RPM
Fan Tray 0 Fan 2	OK	3480 RPM
Fan Tray 0 Fan 3	OK	3480 RPM
Fan Tray 0 Fan 4	OK	3360 RPM

Fan Tray 0 Fan 5	OK	3360 RPM
Fan Tray 0 Fan 6	OK	3480 RPM
Fan Tray 1 Fan 1	OK	3360 RPM
Fan Tray 1 Fan 2	OK	3360 RPM
Fan Tray 1 Fan 3	OK	3360 RPM
Fan Tray 1 Fan 4	OK	3480 RPM
Fan Tray 1 Fan 5	OK	3480 RPM
Fan Tray 1 Fan 6	OK	3480 RPM
Fan Tray 2 Fan 1	OK	3360 RPM
Fan Tray 2 Fan 2	OK	3360 RPM
Fan Tray 2 Fan 3	OK	3480 RPM
Fan Tray 2 Fan 4	OK	3480 RPM
Fan Tray 2 Fan 5	OK	3360 RPM
Fan Tray 2 Fan 6	OK	3480 RPM
Fan Tray 3 Fan 1	OK	3360 RPM
Fan Tray 3 Fan 2	OK	3360 RPM
Fan Tray 3 Fan 3	OK	3480 RPM
Fan Tray 3 Fan 4	OK	3480 RPM
Fan Tray 3 Fan 5	OK	3480 RPM
Fan Tray 3 Fan 6	OK	3360 RPM

show chassis environment (T320 Router)

```
user@host> show chassis environment
```

Class	Item	Status	Measurement
Power	PEM 0	OK	
	PEM 1	Absent	
Temp	SCG 0	OK	28 degrees C / 82 degrees F
	SCG 1	OK	28 degrees C / 82 degrees F
	Routing Engine 0	OK	31 degrees C / 87 degrees F
	Routing Engine 1	OK	30 degrees C / 86 degrees F
	CB 0	OK	32 degrees C / 89 degrees F
	CB 1	OK	32 degrees C / 89 degrees F
	SIB 0	OK	33 degrees C / 91 degrees F
	SIB 1	OK	33 degrees C / 91 degrees F
	SIB 2	OK	34 degrees C / 93 degrees F
	FPC 0 Top	OK	38 degrees C / 100 degrees F
	FPC 0 Bottom	OK	32 degrees C / 89 degrees F
	FPC 1 Top	OK	38 degrees C / 100 degrees F
	FPC 1 Bottom	OK	33 degrees C / 91 degrees F
	FPC 2 Top	OK	36 degrees C / 96 degrees F
	FPC 2 Bottom	OK	31 degrees C / 87 degrees F
	FPM GBUS	OK	26 degrees C / 78 degrees F
	FPM Display	OK	29 degrees C / 84 degrees F
Fans	Top Left Front fan	OK	Spinning at normal speed
	Top Left Middle fan	OK	Spinning at normal speed
	Top Left Rear fan	OK	Spinning at normal speed
	Top Right Front fan	OK	Spinning at normal speed
	Top Right Middle fan	OK	Spinning at normal speed
	Top Right Rear fan	OK	Spinning at normal speed
	Bottom Left Front fan	OK	Spinning at normal speed
	Bottom Left Middle fan	OK	Spinning at normal speed
	Bottom Left Rear fan	OK	Spinning at normal speed
	Bottom Right Front fan	OK	Spinning at normal speed
	Bottom Right Middle fan	OK	Spinning at normal speed
	Bottom Right Rear fan	OK	Spinning at normal speed
	Rear Tray Top fan	OK	Spinning at normal speed
	Rear Tray Second fan	OK	Spinning at normal speed
	Rear Tray Middle fan	OK	Spinning at normal speed
	Rear Tray Fourth fan	OK	Spinning at normal speed
	Rear Tray Bottom fan	OK	Spinning at normal speed
Misc	CIP	OK	
	SPMB 0	OK	

SPMB 1 OK

show chassis environment (T640 Router)

```
user@host> show chassis environment
```

Class	Item	Status	Measurement
Temp	PEM 0	Absent	
	PEM 1	OK	22 degrees C / 71 degrees F
	SCG 0	OK	30 degrees C / 86 degrees F
	SCG 1	OK	30 degrees C / 86 degrees F
	Routing Engine 0	Present	
	Routing Engine 1	OK	27 degrees C / 80 degrees F
	CB 0	Present	
	CB 1	OK	33 degrees C / 91 degrees F
	SIB 0	Absent	
	SIB 1	Absent	
	SIB 2	Absent	
	SIB 3	Absent	
	SIB 4	Absent	
	FPC 4 Top	Testing	
	FPC 4 Bottom	Testing	
	FPC 5 Top	Testing	
	FPC 5 Bottom	Testing	
	FPC 6 Top	Testing	
	FPC 6 Bottom	Testing	
Fans	FPM GBUS	OK	23 degrees C / 73 degrees F
	FPM Display	Absent	
	Top Left Front fan	OK	Spinning at normal speed
	Top Left Middle fan	OK	Spinning at normal speed
	Top Left Rear fan	OK	Spinning at normal speed
	Top Right Front fan	OK	Spinning at normal speed
	Top Right Middle fan	OK	Spinning at normal speed
	Top Right Rear fan	OK	Spinning at normal speed
	Bottom Left Front fan	OK	Spinning at normal speed
	Bottom Left Middle fan	OK	Spinning at normal speed
	Bottom Left Rear fan	OK	Spinning at normal speed
	Bottom Right Front fan	OK	Spinning at normal speed
	Bottom Right Middle fan	OK	Spinning at normal speed
	Bottom Right Rear fan	OK	Spinning at normal speed
	Fourth Blower from top	OK	Spinning at normal speed
	Bottom Blower	OK	Spinning at normal speed
Misc	Middle Blower	OK	Spinning at normal speed
	Top Blower	OK	Spinning at normal speed
	Second Blower from top	OK	Spinning at normal speed
	CIP	OK	
	SPMB 0	OK	
	SPMB 1	OK	

show chassis environment (T4000 Router)

```
user@host> show chassis environment
```

Class	Item	Status	Measurement
Temp	PEM 0	OK	33 degrees C / 91 degrees F
	PEM 1	Absent	
	SCG 0	OK	33 degrees C / 91 degrees F
	SCG 1	OK	33 degrees C / 91 degrees F
	Routing Engine 0	OK	33 degrees C / 91 degrees F
	Routing Engine 0 CPU	OK	50 degrees C / 122 degrees F
	Routing Engine 1	OK	32 degrees C / 89 degrees F
	Routing Engine 1 CPU	OK	46 degrees C / 114 degrees F
	CB 0	OK	32 degrees C / 89 degrees F
	CB 1	OK	33 degrees C / 91 degrees F

SIB 0	OK	42 degrees C / 107 degrees F
SIB 1	OK	42 degrees C / 107 degrees F
SIB 2	OK	42 degrees C / 107 degrees F
SIB 3	OK	43 degrees C / 109 degrees F
SIB 4	OK	45 degrees C / 113 degrees F
FPC 0 Fan Intake	OK	34 degrees C / 93 degrees F
FPC 0 Fan Exhaust	OK	48 degrees C / 118 degrees F
FPC 0 PMB	OK	47 degrees C / 116 degrees F
FPC 0 LMB0	OK	50 degrees C / 122 degrees F
FPC 0 LMB1	OK	41 degrees C / 105 degrees F
FPC 0 LMB2	OK	35 degrees C / 95 degrees F
FPC 0 PFE1 LU2	OK	46 degrees C / 114 degrees F
FPC 0 PFE1 LU0	OK	41 degrees C / 105 degrees F
FPC 0 PFE0 LU0	OK	57 degrees C / 134 degrees F
FPC 0 XF1	OK	46 degrees C / 114 degrees F
FPC 0 XF0	OK	52 degrees C / 125 degrees F
FPC 0 XM1	OK	41 degrees C / 105 degrees F
FPC 0 XM0	OK	50 degrees C / 122 degrees F
FPC 0 PFE0 LU1	OK	56 degrees C / 132 degrees F
FPC 0 PFE0 LU2	OK	45 degrees C / 113 degrees F
FPC 0 PFE1 LU1	OK	37 degrees C / 98 degrees F
FPC 3 Fan Intake	OK	36 degrees C / 96 degrees F
FPC 3 Fan Exhaust	OK	51 degrees C / 123 degrees F
FPC 3 PMB	OK	43 degrees C / 109 degrees F
FPC 3 LMB0	OK	57 degrees C / 134 degrees F
FPC 3 LMB1	OK	54 degrees C / 129 degrees F
FPC 3 LMB2	OK	38 degrees C / 100 degrees F
FPC 3 PFE1 LU2	OK	63 degrees C / 145 degrees F
FPC 3 PFE1 LU0	OK	45 degrees C / 113 degrees F
FPC 3 PFE0 LU0	OK	69 degrees C / 156 degrees F
FPC 3 XF1	OK	62 degrees C / 143 degrees F
FPC 3 XF0	OK	63 degrees C / 145 degrees F
FPC 3 XM1	OK	43 degrees C / 109 degrees F
FPC 3 XM0	OK	67 degrees C / 152 degrees F
FPC 3 PFE0 LU1	OK	63 degrees C / 145 degrees F
FPC 3 PFE0 LU2	OK	66 degrees C / 150 degrees F
FPC 3 PFE1 LU1	OK	41 degrees C / 105 degrees F
FPC 5 Top	OK	39 degrees C / 102 degrees F
FPC 5 Bottom	OK	38 degrees C / 100 degrees F
FPC 6 Fan Intake	OK	33 degrees C / 91 degrees F
FPC 6 Fan Exhaust	OK	49 degrees C / 120 degrees F
FPC 6 PMB	OK	40 degrees C / 104 degrees F
FPC 6 LMB0	OK	60 degrees C / 140 degrees F
FPC 6 LMB1	OK	58 degrees C / 136 degrees F
FPC 6 LMB2	OK	40 degrees C / 104 degrees F
FPC 6 PFE1 LU2	OK	69 degrees C / 156 degrees F
FPC 6 PFE1 LU0	OK	45 degrees C / 113 degrees F
FPC 6 PFE0 LU0	OK	71 degrees C / 159 degrees F
FPC 6 XF1	OK	58 degrees C / 136 degrees F
FPC 6 XF0	OK	65 degrees C / 149 degrees F
FPC 6 XM1	OK	39 degrees C / 102 degrees F
FPC 6 XM0	OK	66 degrees C / 150 degrees F
FPC 6 PFE0 LU1	OK	69 degrees C / 156 degrees F
FPC 6 PFE0 LU2	OK	69 degrees C / 156 degrees F
FPC 6 PFE1 LU1	OK	42 degrees C / 107 degrees F
FPM GBUS	OK	24 degrees C / 75 degrees F
FPM Display	OK	27 degrees C / 80 degrees F
Fans Top Left Front fan	OK	Spinning at high speed
Top Left Middle fan	OK	Spinning at high speed
Top Left Rear fan	OK	Spinning at high speed
Top Right Front fan	OK	Spinning at high speed

	Top Right Middle fan	OK	Spinning at high speed
	Top Right Rear fan	OK	Spinning at high speed
	Bottom Left Front fan	OK	Spinning at high speed
	Bottom Left Middle fan	OK	Spinning at high speed
	Bottom Left Rear fan	OK	Spinning at high speed
	Bottom Right Front fan	OK	Spinning at high speed
	Bottom Right Middle fan	OK	Spinning at high speed
	Bottom Right Rear fan	OK	Spinning at high speed
	Rear Tray Top fan	OK	Spinning at high speed
	Rear Tray Second fan	OK	Spinning at high speed
	Rear Tray Third fan	OK	Spinning at high speed
	Rear Tray Fourth fan	OK	Spinning at high speed
	Rear Tray Fifth fan	OK	Spinning at high speed
	Rear Tray Sixth fan	OK	Spinning at high speed
	Rear Tray Seventh fan	OK	Spinning at high speed
	Rear Tray Bottom fan	OK	Spinning at high speed
Misc	CIP	OK	
	SPMB 0	OK	
	SPMB 1	OK	

show chassis environment (TX Matrix Router)

```
user@host> show chassis environment
scc-re0:
```

```
-----
Class Item                Status    Measurement
Temp  PEM 0                  Absent
      PEM 1                OK        29 degrees C / 84 degrees F
      Routing Engine 0     OK        34 degrees C / 93 degrees F
      Routing Engine 1     OK        34 degrees C / 93 degrees F
      CB 0                  OK        32 degrees C / 89 degrees F
      CB 1                  OK        32 degrees C / 89 degrees F
      SIB 0                 OK        44 degrees C / 111 degrees F
      SIB 0 (B)             OK        44 degrees C / 111 degrees F
      FPM GBUS              OK        27 degrees C / 80 degrees F
      FPM Display           OK        32 degrees C / 89 degrees F
Fans  Top Left Front fan    OK        Spinning at normal speed
      Top Left Middle fan   OK        Spinning at normal speed
      Top Left Rear fan     OK        Spinning at normal speed
      Top Right Front fan   OK        Spinning at normal speed
      Top Right Middle fan  OK        Spinning at normal speed
      Top Right Rear fan    OK        Spinning at normal speed
      Bottom Left Front fan OK        Spinning at normal speed
      Bottom Left Middle fan OK       Spinning at normal speed
      Bottom Left Rear fan  OK        Spinning at normal speed
      Bottom Right Front fan OK       Spinning at normal speed
      Bottom Right Middle fan OK      Spinning at normal speed
      Bottom Right Rear fan OK       Spinning at normal speed
      Rear Tray Top fan     OK        Spinning at normal speed
      Rear Tray Second fan  OK        Spinning at normal speed
      Rear Tray Third fan   OK        Spinning at normal speed
      Rear Tray Fourth fan  OK        Spinning at normal speed
      Rear Tray Fifth fan   OK        Spinning at normal speed
      Rear Tray Sixth fan   OK        Spinning at normal speed
      Rear Tray Seventh fan OK        Spinning at normal speed
      Rear Tray Bottom fan  OK        Spinning at normal speed
Misc  CIP 0                  OK
      CIP 1                OK
      SPMB 0                OK
      SPMB 1                OK
```

```
lcc0-re0:
-----
```

Class	Item	Status	Measurement
Temp	PEM 0	OK	29 degrees C / 84 degrees F
	PEM 1	Absent	
	SCG 0	OK	35 degrees C / 95 degrees F
	SCG 1	Absent	
	Routing Engine 0	OK	39 degrees C / 102 degrees F
	Routing Engine 1	OK	36 degrees C / 96 degrees F
	CB 0	OK	32 degrees C / 89 degrees F
	CB 1	OK	32 degrees C / 89 degrees F
	SIB 0	OK	40 degrees C / 104 degrees F
	SIB 0 (B)	OK	51 degrees C / 123 degrees F
	FPC 0 Top	OK	45 degrees C / 113 degrees F
	FPC 0 Bottom	OK	31 degrees C / 87 degrees F
	FPC 1 Top	OK	34 degrees C / 93 degrees F
	FPC 1 Bottom	OK	31 degrees C / 87 degrees F
	FPM GBUS	OK	30 degrees C / 86 degrees F
	FPM Display	OK	34 degrees C / 93 degrees F
Fans	Top Left Front fan	OK	Spinning at normal speed
	Top Left Middle fan	OK	Spinning at normal speed
	Top Left Rear fan	OK	Spinning at normal speed
	Top Right Front fan	OK	Spinning at normal speed
	Top Right Middle fan	OK	Spinning at normal speed
	Top Right Rear fan	OK	Spinning at normal speed
	Bottom Left Front fan	OK	Spinning at normal speed
	Bottom Left Middle fan	OK	Spinning at normal speed
	Bottom Left Rear fan	OK	Spinning at normal speed
	Bottom Right Front fan	OK	Spinning at normal speed
	Bottom Right Middle fan	OK	Spinning at normal speed
	Bottom Right Rear fan	OK	Spinning at normal speed
	Rear Tray Top fan	OK	Spinning at normal speed
	Rear Tray Second fan	OK	Spinning at normal speed
	Rear Tray Third fan	OK	Spinning at normal speed
	Rear Tray Fourth fan	OK	Spinning at normal speed
	Rear Tray Fifth fan	OK	Spinning at normal speed
	Rear Tray Sixth fan	OK	Spinning at normal speed
	Rear Tray Seventh fan	OK	Spinning at normal speed
	Rear Tray Bottom fan	OK	Spinning at normal speed
Misc	CIP	OK	
	SPMB 0	OK	
	SPMB 1	OK	

lcc2-re0:

Class	Item	Status	Measurement
Temp	PEM 0	OK	29 degrees C / 84 degrees F
	PEM 1	Absent	
	SCG 0	OK	32 degrees C / 89 degrees F
	SCG 1	Absent	
	Routing Engine 0	OK	31 degrees C / 87 degrees F
	Routing Engine 1	OK	32 degrees C / 89 degrees F
	CB 0	OK	30 degrees C / 86 degrees F
	SIB 0	OK	38 degrees C / 100 degrees F
	SIB 0 (B)	OK	49 degrees C / 120 degrees F
	FPC 0 Top	OK	45 degrees C / 113 degrees F
	FPC 0 Bottom	OK	33 degrees C / 91 degrees F
	FPC 1 Top	OK	37 degrees C / 98 degrees F
	FPC 1 Bottom	OK	33 degrees C / 91 degrees F
	FPM GBUS	OK	30 degrees C / 86 degrees F
	FPM Display	OK	34 degrees C / 93 degrees F
Fans	Top Left Front fan	OK	Spinning at normal speed
	Top Left Middle fan	OK	Spinning at normal speed

...

show chassis environment (T1600 Router)

```

user@host> show chassis environment
Class Item                               Status Measurement
Temp PEM 0                             OK          27 degrees C / 80 degrees F
      PEM 1                             Absent
      SCG 0                             OK          31 degrees C / 87 degrees F
      SCG 1                             OK          35 degrees C / 95 degrees F
      Routing Engine 0                   OK          30 degrees C / 86 degrees F
      Routing Engine 1                   OK          30 degrees C / 86 degrees F
      CB 0                               OK          31 degrees C / 87 degrees F
      CB 1                               OK          31 degrees C / 87 degrees F
      SIB 0                             OK          41 degrees C / 105 degrees F
      SIB 0 (B)                         OK          34 degrees C / 93 degrees F
      SIB 1                             OK          0 degrees C / 32 degrees F
      SIB 1 (B)                         OK          0 degrees C / 32 degrees F
      SIB 2                             OK          0 degrees C / 32 degrees F
      SIB 2 (B)                         OK          0 degrees C / 32 degrees F
      SIB 3                             OK          0 degrees C / 32 degrees F
      SIB 3 (B)                         OK          0 degrees C / 32 degrees F
      SIB 4                             OK          0 degrees C / 32 degrees F
      SIB 4 (B)                         OK          0 degrees C / 32 degrees F
      FPC 0 Top                         OK          49 degrees C / 120 degrees F
      FPC 0 Bottom                     OK          50 degrees C / 122 degrees F
      FPC 1 Top                         OK          48 degrees C / 118 degrees F
      FPC 1 Bottom                     OK          49 degrees C / 120 degrees F
      FPM GBUS                         OK          27 degrees C / 80 degrees F
      FPM Display                       OK          30 degrees C / 86 degrees F
Fans  Top Left Front fan                OK          Spinning at normal speed
      Top Left Middle fan               OK          Spinning at normal speed
      Top Left Rear fan                 OK          Spinning at normal speed
      Top Right Front fan               OK          Spinning at normal speed
      Top Right Middle fan              OK          Spinning at normal speed
      Top Right Rear fan                OK          Spinning at normal speed
      Bottom Left Front fan             OK          Spinning at normal speed
      Bottom Left Middle fan            OK          Spinning at normal speed
      Bottom Left Rear fan              OK          Spinning at normal speed
      Bottom Right Front fan            OK          Spinning at normal speed
      Bottom Right Middle fan           OK          Spinning at normal speed
      Bottom Right Rear fan             OK          Spinning at normal speed
      Rear Tray Top fan                 OK          Spinning at normal speed
      Rear Tray Second fan              OK          Spinning at normal speed
      Rear Tray Third fan               OK          Spinning at normal speed
      Rear Tray Fourth fan              OK          Spinning at normal speed
      Rear Tray Fifth fan               OK          Spinning at normal speed
      Rear Tray Sixth fan               OK          Spinning at normal speed
      Rear Tray Seventh fan             OK          Spinning at normal speed
      Rear Tray Bottom fan              OK          Spinning at normal speed
Misc  CIP                               OK
      SPMB 0                           OK
      SPMB 1                           OK

```

show chassis environment (TX Matrix Plus Router)

```

user@host> show chassis environment
sfc0-re0:
-----
Class Item                               Status Measurement
Temp PEM 0                             OK          28 degrees C / 82 degrees F
      PEM 1                             Absent
      Routing Engine 0                   OK          27 degrees C / 80 degrees F
      Routing Engine 1                   OK          29 degrees C / 84 degrees F

```

	CB 0 Intake	OK	26 degrees C / 78 degrees F
	CB 0 Exhaust A	OK	25 degrees C / 77 degrees F
	CB 0 Exhaust B	OK	25 degrees C / 77 degrees F
	CB 1 Intake	OK	26 degrees C / 78 degrees F
	CB 1 Exhaust A	OK	26 degrees C / 78 degrees F
	CB 1 Exhaust B	OK	26 degrees C / 78 degrees F
	SIB F13 0	OK	47 degrees C / 116 degrees F
	SIB F13 0 (B)	OK	48 degrees C / 118 degrees F
	SIB F13 1	OK	38 degrees C / 100 degrees F
	SIB F13 1 (B)	OK	37 degrees C / 98 degrees F
	SIB F2S 0/0	OK	27 degrees C / 80 degrees F
	SIB F2S 0/2	OK	28 degrees C / 82 degrees F
	SIB F2S 0/4	OK	27 degrees C / 80 degrees F
	SIB F2S 0/6	OK	28 degrees C / 82 degrees F
	SIB F2S 1/0	OK	26 degrees C / 78 degrees F
	SIB F2S 1/2	OK	26 degrees C / 78 degrees F
	SIB F2S 1/4	OK	26 degrees C / 78 degrees F
	SIB F2S 1/6	OK	26 degrees C / 78 degrees F
	SIB F2S 2/0	OK	25 degrees C / 77 degrees F
	SIB F2S 2/2	OK	25 degrees C / 77 degrees F
	SIB F2S 2/4	OK	23 degrees C / 73 degrees F
	CIP 0 Intake	OK	23 degrees C / 73 degrees F
	CIP 0 Exhaust A	OK	24 degrees C / 75 degrees F
	CIP 0 Exhaust B	OK	24 degrees C / 75 degrees F
	CIP 1 Intake	OK	24 degrees C / 75 degrees F
	CIP 1 Exhaust A	OK	25 degrees C / 77 degrees F
	CIP 1 Exhaust B	OK	25 degrees C / 77 degrees F
Fans	Fan Tray 0 Fan 1	OK	Spinning at normal speed
	Fan Tray 0 Fan 2	OK	Spinning at normal speed
	Fan Tray 0 Fan 3	OK	Spinning at normal speed
	Fan Tray 0 Fan 4	OK	Spinning at normal speed
	Fan Tray 0 Fan 5	OK	Spinning at normal speed
	Fan Tray 0 Fan 6	OK	Spinning at normal speed
	Fan Tray 1 Fan 1	OK	Spinning at normal speed
	Fan Tray 1 Fan 2	OK	Spinning at normal speed
	Fan Tray 1 Fan 3	OK	Spinning at normal speed
	Fan Tray 1 Fan 4	OK	Spinning at normal speed
	Fan Tray 1 Fan 5	OK	Spinning at normal speed
	Fan Tray 1 Fan 6	OK	Spinning at normal speed
	Fan Tray 2 Fan 1	OK	Spinning at normal speed
	Fan Tray 2 Fan 2	OK	Spinning at normal speed
	Fan Tray 2 Fan 3	OK	Spinning at normal speed
	Fan Tray 2 Fan 4	OK	Spinning at normal speed
	Fan Tray 2 Fan 5	OK	Spinning at normal speed
	Fan Tray 2 Fan 6	OK	Spinning at normal speed
	Fan Tray 2 Fan 7	OK	Spinning at normal speed
	Fan Tray 2 Fan 8	OK	Spinning at normal speed
	Fan Tray 2 Fan 9	OK	Spinning at normal speed
	Fan Tray 3 Fan 1	OK	Spinning at normal speed
	Fan Tray 3 Fan 2	OK	Spinning at normal speed
	Fan Tray 3 Fan 3	OK	Spinning at normal speed
	Fan Tray 3 Fan 4	OK	Spinning at normal speed
	Fan Tray 3 Fan 5	OK	Spinning at normal speed
	Fan Tray 3 Fan 6	OK	Spinning at normal speed
	Fan Tray 3 Fan 7	OK	Spinning at normal speed
	Fan Tray 3 Fan 8	OK	Spinning at normal speed
	Fan Tray 3 Fan 9	OK	Spinning at normal speed
	Fan Tray 4 Fan 1	OK	Spinning at normal speed
	Fan Tray 4 Fan 2	OK	Spinning at normal speed
	Fan Tray 4 Fan 3	OK	Spinning at normal speed
	Fan Tray 4 Fan 4	OK	Spinning at normal speed

Fan Tray 4 Fan 5	OK	Spinning at normal speed
Fan Tray 4 Fan 6	OK	Spinning at normal speed
Fan Tray 4 Fan 7	OK	Spinning at normal speed
Fan Tray 4 Fan 8	OK	Spinning at normal speed
Fan Tray 4 Fan 9	OK	Spinning at normal speed
Fan Tray 5 Fan 1	OK	Spinning at normal speed
Fan Tray 5 Fan 2	OK	Spinning at normal speed
Fan Tray 5 Fan 3	OK	Spinning at normal speed
Fan Tray 5 Fan 4	OK	Spinning at normal speed
Fan Tray 5 Fan 5	OK	Spinning at normal speed
Fan Tray 5 Fan 6	OK	Spinning at normal speed
Fan Tray 5 Fan 7	OK	Spinning at normal speed
Fan Tray 5 Fan 8	OK	Spinning at normal speed
Fan Tray 5 Fan 9	OK	Spinning at normal speed
Misc SPMB 0	OK	
SPMB 1	OK	

lcc0-re0:

Class	Item	Status	Measurement
Temp	PEM 0	OK	27 degrees C / 80 degrees F
	PEM 1	Absent	
	SCG 0	OK	31 degrees C / 87 degrees F
	SCG 1	OK	35 degrees C / 95 degrees F
	Routing Engine 0	OK	30 degrees C / 86 degrees F
	Routing Engine 1	OK	30 degrees C / 86 degrees F
	CB 0	OK	31 degrees C / 87 degrees F
	CB 1	OK	31 degrees C / 87 degrees F
	SIB 0	OK	41 degrees C / 105 degrees F
	SIB 0 (B)	OK	34 degrees C / 93 degrees F
	SIB 1	OK	0 degrees C / 32 degrees F
	SIB 1 (B)	OK	0 degrees C / 32 degrees F
	SIB 2	OK	0 degrees C / 32 degrees F
	SIB 2 (B)	OK	0 degrees C / 32 degrees F
	SIB 3	OK	0 degrees C / 32 degrees F
	SIB 3 (B)	OK	0 degrees C / 32 degrees F
	SIB 4	OK	0 degrees C / 32 degrees F
	SIB 4 (B)	OK	0 degrees C / 32 degrees F
	FPC 0 Top	OK	49 degrees C / 120 degrees F
	FPC 0 Bottom	OK	50 degrees C / 122 degrees F
	FPC 1 Top	OK	48 degrees C / 118 degrees F
	FPC 1 Bottom	OK	49 degrees C / 120 degrees F
	FPM GBUS	OK	27 degrees C / 80 degrees F
	FPM Display	OK	30 degrees C / 86 degrees F
Fans	Top Left Front fan	OK	Spinning at normal speed
	Top Left Middle fan	OK	Spinning at normal speed
	Top Left Rear fan	OK	Spinning at normal speed
	Top Right Front fan	OK	Spinning at normal speed
	Top Right Middle fan	OK	Spinning at normal speed
	Top Right Rear fan	OK	Spinning at normal speed
	Bottom Left Front fan	OK	Spinning at normal speed
	Bottom Left Middle fan	OK	Spinning at normal speed
	Bottom Left Rear fan	OK	Spinning at normal speed
	Bottom Right Front fan	OK	Spinning at normal speed
	Bottom Right Middle fan	OK	Spinning at normal speed
	Bottom Right Rear fan	OK	Spinning at normal speed
	Rear Tray Top fan	OK	Spinning at normal speed
	Rear Tray Second fan	OK	Spinning at normal speed
	Rear Tray Third fan	OK	Spinning at normal speed
	Rear Tray Fourth fan	OK	Spinning at normal speed
	Rear Tray Fifth fan	OK	Spinning at normal speed

	Rear Tray Sixth fan	OK	Spinning at normal speed
	Rear Tray Seventh fan	OK	Spinning at normal speed
	Rear Tray Bottom fan	OK	Spinning at normal speed
Misc	CIP	OK	
	SPMB 0	OK	
	SPMB 1	OK	

show chassis environment (EX4200 Standalone Switch)

```
user@switch> show chassis environment
```

Class	Item	Status	Measurement
Power	FPC 0 Power Supply 0	OK	
	FPC 0 Power Supply 1	Absent	
Temp	FPC 0 CPU	OK	41 degrees C / 105 degrees F
	FPC 0 EX-PFE1	OK	42 degrees C / 107 degrees F
	FPC 0 EX-PFE2	OK	46 degrees C / 114 degrees F
	FPC 0 GEPHY Front Left	OK	25 degrees C / 77 degrees F
	FPC 0 GEPHY Front Right	OK	27 degrees C / 80 degrees F
	FPC 0 Uplink Conn	OK	29 degrees C / 84 degrees F
Fans	FPC 0 Fan 1	OK	Spinning at normal speed
	FPC 0 Fan 2	OK	Spinning at normal speed
	FPC 0 Fan 3	OK	Spinning at normal speed

show chassis environment (EX8216 Switch)

```
user@switch> show chassis environment
```

Class	Item	Status	Measurement
Power	PSU 0	OK	
	PSU 1	OK	
	PSU 2	OK	
	PSU 3	Check	
	PSU 4	Absent	
	PSU 5	Absent	
Temp	CB 0 Intake	OK	23 degrees C / 73 degrees F
	CB 0 Exhaust	OK	26 degrees C / 78 degrees F
	CB 1 Intake	OK	22 degrees C / 71 degrees F
	CB 1 Exhaust	OK	25 degrees C / 77 degrees F
	FPC 4 Intake	OK	49 degrees C / 120 degrees F
	FPC 4 Exhaust	OK	59 degrees C / 138 degrees F
	SIB 5 Intake	OK	25 degrees C / 77 degrees F
	SIB 5 Exhaust	OK	35 degrees C / 95 degrees F
	SIB 6 Intake	OK	25 degrees C / 77 degrees F
	SIB 6 Exhaust	OK	38 degrees C / 100 degrees F
Fans	Top Fan 1	OK	Spinning at normal speed
	Top Fan 2	OK	Spinning at normal speed
	Top Fan 3	OK	Spinning at normal speed
	Top Fan 4	OK	Spinning at normal speed
	Top Fan 5	OK	Spinning at normal speed
	Top Fan 6	OK	Spinning at normal speed
	Top Fan 7	OK	Spinning at normal speed
	Top Fan 8	OK	Spinning at normal speed
	Top Fan 9	OK	Spinning at normal speed
	Bottom Fan 1	OK	Spinning at normal speed
	Bottom Fan 2	OK	Spinning at normal speed
	Bottom Fan 3	OK	Spinning at normal speed
	Bottom Fan 4	OK	Spinning at normal speed
	Bottom Fan 5	OK	Spinning at normal speed
	Bottom Fan 6	OK	Spinning at normal speed
	Bottom Fan 7	OK	Spinning at normal speed
	Bottom Fan 8	OK	Spinning at normal speed
	Bottom Fan 9	OK	Spinning at normal speed

```
user@switch> show chassis environment
```

show chassis environment (QFX Series)

Class	Item	Status	Measurement
Power	FPC 0 Power Supply 0	OK	
	FPC 0 Power Supply 1	OK	
Temp	FPC 0 Sensor TopLeft I	OK	26 degrees C / 78 degrees F
	FPC 0 Sensor TopRight I	OK	24 degrees C / 75 degrees F
	FPC 0 Sensor TopLeft E	OK	30 degrees C / 86 degrees F
	FPC 0 Sensor TopRight E	OK	30 degrees C / 86 degrees F
	FPC 0 Sensor TopMiddle I	OK	30 degrees C / 86 degrees F
	FPC 0 Sensor TopMiddle E	OK	38 degrees C / 100 degrees F
	FPC 0 Sensor Bottom I	OK	34 degrees C / 93 degrees F
	FPC 0 Sensor Bottom E	OK	38 degrees C / 100 degrees F
	FPC 0 Sensor Die Temp	OK	38 degrees C / 100 degrees F
	FPC 0 Sensor Mgmt Brd I	OK	24 degrees C / 75 degrees F
	FPC 0 Sensor Switch I	OK	28 degrees C / 82 degrees F
Fans	FPC 0 Fan 1 (left)	Failed	
	FPC 0 Fan 2 (right)	OK	Spinning at normal speed
	FPC 0 Fan 3 (middle)	OK	Spinning at normal speed

show chassis environment

```
user@switch> show chassis environment interconnect-device IC-A0004
```

Class	Item	Status	Measurement
	CB 0		

interconnect-device
(QFabric System)

CB 0 L Intake	OK	30 degrees C / 86 degrees F
CB 0 R Intake	OK	31 degrees C / 87 degrees F
CB 0 L Exhaust	OK	32 degrees C / 89 degrees F
CB 0 R Exhaust	OK	33 degrees C / 91 degrees F
Routing Engine 0 CPU temp	OK	51 degrees C / 123 degrees F
CB 1		
CB 1 L Intake	OK	27 degrees C / 80 degrees F
CB 1 R Intake	OK	29 degrees C / 84 degrees F
CB 1 L Exhaust	OK	31 degrees C / 87 degrees F
CB 1 R Exhaust	OK	32 degrees C / 89 degrees F
Routing Engine 1 CPU temp	OK	40 degrees C / 104 degrees F
FC 0 FPC 0		
FPC 0 L Intake	OK	25 degrees C / 77 degrees F
FPC 0 R Intake	OK	28 degrees C / 82 degrees F
FPC 0 L Exhaust	OK	28 degrees C / 82 degrees F
FPC 0 R Exhaust	OK	29 degrees C / 84 degrees F
FC 7 FPC 7		
FPC 7 L Intake	OK	25 degrees C / 77 degrees F
FPC 7 R Intake	OK	26 degrees C / 78 degrees F
FPC 7 L Exhaust	OK	28 degrees C / 82 degrees F
FPC 7 R Exhaust	OK	29 degrees C / 84 degrees F
RC 0 FPC 8		
FPC 8 L Intake	OK	25 degrees C / 77 degrees F
FPC 8 R Intake	OK	26 degrees C / 78 degrees F
FPC 8 L Exhaust	OK	32 degrees C / 89 degrees F
FPC 8 R Exhaust	OK	30 degrees C / 86 degrees F
RC 7 FPC 15		
FPC 15 L Intake	OK	24 degrees C / 75 degrees F
FPC 15 R Intake	OK	25 degrees C / 77 degrees F
FPC 15 L Exhaust	OK	33 degrees C / 91 degrees F
FPC 15 R Exhaust	OK	31 degrees C / 87 degrees F
Fans TFT 0 Fan 0	OK	Spinning at normal speed
Fans TFT 0 Fan 1	OK	Spinning at normal speed
Fans TFT 0 Fan 2	OK	Spinning at normal speed
Fans TFT 0 Fan 3	OK	Spinning at normal speed
Fans TFT 0 Fan 4	OK	Spinning at normal speed
Fans TFT 0 Fan 5	OK	Spinning at normal speed
Fans BFT 1 Fan 0	OK	Spinning at normal speed
Fans BFT 1 Fan 1	OK	Spinning at normal speed
Fans BFT 1 Fan 2	OK	Spinning at normal speed
Fans BFT 1 Fan 3	Check	
Fans BFT 1 Fan 4	OK	Spinning at normal speed
Fans BFT 1 Fan 5	OK	Spinning at normal speed
Fans SFT 0 Fan 0 Rotor 0	OK	Spinning at normal speed
Fans SFT 0 Fan 0 Rotor 1	OK	Spinning at normal speed
Fans SFT 0 Fan 1 Rotor 0	OK	Spinning at normal speed
Fans SFT 0 Fan 1 Rotor 1	OK	Spinning at normal speed
Fans SFT 0 Fan 2 Rotor 0	OK	Spinning at normal speed
Fans SFT 0 Fan 2 Rotor 1	OK	Spinning at normal speed
Fans SFT 0 Fan 3 Rotor 0	OK	Spinning at normal speed
Fans SFT 0 Fan 3 Rotor 1	OK	Spinning at normal speed
Fans SFT 1 Fan 0 Rotor 0	OK	Spinning at normal speed
Fans SFT 1 Fan 0 Rotor 1	OK	Spinning at normal speed
Fans SFT 1 Fan 1 Rotor 0	OK	Spinning at normal speed
Fans SFT 1 Fan 1 Rotor 1	OK	Spinning at normal speed
Fans SFT 1 Fan 2 Rotor 0	OK	Spinning at normal speed
Fans SFT 1 Fan 2 Rotor 1	OK	Spinning at normal speed
Fans SFT 1 Fan 3 Rotor 0	OK	Spinning at normal speed
Fans SFT 1 Fan 3 Rotor 1	OK	Spinning at normal speed
Fans SFT 2 Fan 0 Rotor 0	OK	Spinning at normal speed
Fans SFT 2 Fan 0 Rotor 1	OK	Spinning at normal speed

Fans	SFT 2 Fan 1 Rotor 0	OK	Spinning at normal speed
Fans	SFT 2 Fan 1 Rotor 1	OK	Spinning at normal speed
Fans	SFT 2 Fan 2 Rotor 0	OK	Spinning at normal speed
Fans	SFT 2 Fan 2 Rotor 1	OK	Spinning at normal speed
Fans	SFT 2 Fan 3 Rotor 0	OK	Spinning at normal speed
Fans	SFT 2 Fan 3 Rotor 1	OK	Spinning at normal speed
Fans	SFT 3 Fan 0 Rotor 0	OK	Spinning at normal speed
Fans	SFT 3 Fan 0 Rotor 1	OK	Spinning at normal speed
Fans	SFT 3 Fan 1 Rotor 0	OK	Spinning at normal speed
Fans	SFT 3 Fan 1 Rotor 1	OK	Spinning at normal speed
Fans	SFT 3 Fan 2 Rotor 0	OK	Spinning at normal speed
Fans	SFT 3 Fan 2 Rotor 1	OK	Spinning at normal speed
Fans	SFT 3 Fan 3 Rotor 0	OK	Spinning at normal speed
Fans	SFT 3 Fan 3 Rotor 1	OK	Spinning at normal speed
Fans	SFT 4 Fan 0 Rotor 0	OK	Spinning at normal speed
Fans	SFT 4 Fan 0 Rotor 1	OK	Spinning at normal speed
Fans	SFT 4 Fan 1 Rotor 0	OK	Spinning at normal speed
Fans	SFT 4 Fan 1 Rotor 1	OK	Spinning at normal speed
Fans	SFT 4 Fan 2 Rotor 0	OK	Spinning at normal speed
Fans	SFT 4 Fan 2 Rotor 1	OK	Spinning at normal speed
Fans	SFT 4 Fan 3 Rotor 0	OK	Spinning at normal speed
Fans	SFT 4 Fan 3 Rotor 1	OK	Spinning at normal speed
Fans	SFT 5 Fan 0 Rotor 0	OK	Spinning at normal speed
Fans	SFT 5 Fan 0 Rotor 1	OK	Spinning at normal speed
Fans	SFT 5 Fan 1 Rotor 0	OK	Spinning at normal speed
Fans	SFT 5 Fan 1 Rotor 1	OK	Spinning at normal speed
Fans	SFT 5 Fan 2 Rotor 0	OK	Spinning at normal speed
Fans	SFT 5 Fan 2 Rotor 1	OK	Spinning at normal speed
Fans	SFT 5 Fan 3 Rotor 0	OK	Spinning at normal speed
Fans	SFT 5 Fan 3 Rotor 1	OK	Spinning at normal speed
Fans	SFT 6 Fan 0 Rotor 0	OK	Spinning at normal speed
Fans	SFT 6 Fan 0 Rotor 1	OK	Spinning at normal speed
Fans	SFT 6 Fan 1 Rotor 0	OK	Spinning at normal speed
Fans	SFT 6 Fan 1 Rotor 1	OK	Spinning at normal speed
Fans	SFT 6 Fan 2 Rotor 0	OK	Spinning at normal speed
Fans	SFT 6 Fan 2 Rotor 1	OK	Spinning at normal speed
Fans	SFT 6 Fan 3 Rotor 0	OK	Spinning at normal speed
Fans	SFT 6 Fan 3 Rotor 1	OK	Spinning at normal speed
Fans	SFT 7 Fan 0 Rotor 0	OK	Spinning at normal speed
Fans	SFT 7 Fan 0 Rotor 1	OK	Spinning at normal speed
Fans	SFT 7 Fan 1 Rotor 0	OK	Spinning at normal speed
Fans	SFT 7 Fan 1 Rotor 1	OK	Spinning at normal speed
Fans	SFT 7 Fan 2 Rotor 0	OK	Spinning at normal speed
Fans	SFT 7 Fan 2 Rotor 1	OK	Spinning at normal speed
Fans	SFT 7 Fan 3 Rotor 0	OK	Spinning at normal speed
Fans	SFT 7 Fan 3 Rotor 1	OK	Spinning at normal speed
Power	PEM 0	OK	30 degrees C / 86 degrees F
Power	PEM 1	OK	30 degrees C / 86 degrees F
Power	PEM 2	OK	30 degrees C / 86 degrees F
Power	PEM 3	Absent	
Power	PEM 4	Absent	
Power	PEM 5	Absent	

show chassis environment

```

user@switch> show chassis environment node-device node1
Class Item                               Status Measurement
Power node1 Power Supply 0              Absent

```

node-device (QFabric System)

Fans	node1 Power Supply 1	Absent
	node1 Fan Tray 0	Testing
	node1 Fan Tray 1	Testing
	node1 Fan Tray 2	Testing

show chassis environment pem node-device (QFabric System)

```
user@switch> show chassis environment pem node-device node1
FPC 0 PEM 0 status:
  State           Check
  Airflow         Front to Back
  Temperature      OK
  AC Input:        OK
  DC Output        Voltage(V) Current(A) Power(W) Load(%)
                   12          10       120     18
FPC 0 PEM 1 status:
  State           Online
  Airflow         Back to Front
  Temperature      OK
  AC Input:        OK
  DC Output        Voltage(V) Current(A) Power(W) Load(%)
                   11          10       110     17
```

show chassis environment

```
user@switch> show chassis environment
Class Item          Status Measurement
Temp PDU 0          OK
```


(PTX5000 Packet
Transport Switch)

PDU 0 PSM 0	OK	36 degrees C / 96 degrees F
PDU 0 PSM 1	OK	38 degrees C / 100 degrees F
PDU 0 PSM 2	OK	38 degrees C / 100 degrees F
PDU 0 PSM 3	OK	37 degrees C / 98 degrees F
PDU 1	Absent	
CCG 0	OK	44 degrees C / 111 degrees F
CCG 1	OK	44 degrees C / 111 degrees F
Routing Engine 0	OK	62 degrees C / 143 degrees F
Routing Engine 0 CPU	OK	75 degrees C / 167 degrees F
Routing Engine 1	OK	51 degrees C / 123 degrees F
Routing Engine 1 CPU	OK	64 degrees C / 147 degrees F
CB 0 Intake	OK	38 degrees C / 100 degrees F
CB 0 Exhaust A	OK	46 degrees C / 114 degrees F
CB 0 Exhaust B	OK	42 degrees C / 107 degrees F
CB 1 Intake	OK	35 degrees C / 95 degrees F
CB 1 Exhaust A	OK	39 degrees C / 102 degrees F
CB 1 Exhaust B	OK	36 degrees C / 96 degrees F
SIB 0 Intake	OK	39 degrees C / 102 degrees F
SIB 0 Exhaust	OK	37 degrees C / 98 degrees F
SIB 0 Junction	OK	43 degrees C / 109 degrees F
SIB 1 Intake	OK	39 degrees C / 102 degrees F
SIB 1 Exhaust	OK	36 degrees C / 96 degrees F
SIB 1 Junction	OK	46 degrees C / 114 degrees F
SIB 2 Intake	OK	37 degrees C / 98 degrees F
SIB 2 Exhaust	OK	37 degrees C / 98 degrees F
SIB 2 Junction	OK	42 degrees C / 107 degrees F
SIB 3 Intake	OK	40 degrees C / 104 degrees F
SIB 3 Exhaust	OK	40 degrees C / 104 degrees F
SIB 3 Junction	OK	45 degrees C / 113 degrees F
SIB 4 Intake	OK	47 degrees C / 116 degrees F
SIB 4 Exhaust	OK	44 degrees C / 111 degrees F
SIB 4 Junction	OK	58 degrees C / 136 degrees F
SIB 5 Intake	OK	58 degrees C / 136 degrees F
SIB 5 Exhaust	OK	43 degrees C / 109 degrees F
SIB 5 Junction	OK	71 degrees C / 159 degrees F
SIB 6 Intake	OK	57 degrees C / 134 degrees F
SIB 6 Exhaust	OK	42 degrees C / 107 degrees F
SIB 6 Junction	OK	65 degrees C / 149 degrees F
SIB 7 Intake	OK	58 degrees C / 136 degrees F
SIB 7 Exhaust	OK	42 degrees C / 107 degrees F
SIB 7 Junction	OK	66 degrees C / 150 degrees F
SIB 8 Intake	OK	57 degrees C / 134 degrees F
SIB 8 Exhaust	OK	42 degrees C / 107 degrees F
SIB 8 Junction	OK	70 degrees C / 158 degrees F
FPC 0 PMB	OK	35 degrees C / 95 degrees F
FPC 0 Intake	OK	33 degrees C / 91 degrees F
FPC 0 Exhaust A	OK	51 degrees C / 123 degrees F
FPC 0 Exhaust B	OK	43 degrees C / 109 degrees F
FPC 0 TL0	OK	48 degrees C / 118 degrees F
FPC 0 TQ0	OK	53 degrees C / 127 degrees F
FPC 0 TL1	OK	56 degrees C / 132 degrees F
FPC 0 TQ1	OK	58 degrees C / 136 degrees F
FPC 0 TL2	OK	55 degrees C / 131 degrees F
FPC 0 TQ2	OK	56 degrees C / 132 degrees F
FPC 0 TL3	OK	59 degrees C / 138 degrees F
FPC 0 TQ3	OK	59 degrees C / 138 degrees F
FPC 2 PMB	OK	35 degrees C / 95 degrees F
FPC 2 Intake	OK	34 degrees C / 93 degrees F
FPC 2 Exhaust A	OK	51 degrees C / 123 degrees F
FPC 2 Exhaust B	OK	52 degrees C / 125 degrees F
FPC 2 TL0	OK	53 degrees C / 127 degrees F

FPC 2 TQ0	OK	53 degrees C / 127 degrees F
FPC 2 TL1	OK	57 degrees C / 134 degrees F
FPC 2 TQ1	OK	58 degrees C / 136 degrees F
FPC 2 TL2	OK	54 degrees C / 129 degrees F
FPC 2 TQ2	OK	59 degrees C / 138 degrees F
FPC 2 TL3	OK	60 degrees C / 140 degrees F
FPC 2 TQ3	OK	64 degrees C / 147 degrees F
PIC 2/0 Ambient	OK	49 degrees C / 120 degrees F
FPC 3 PMB	OK	34 degrees C / 93 degrees F
FPC 3 Intake	OK	35 degrees C / 95 degrees F
FPC 3 Exhaust A	OK	54 degrees C / 129 degrees F
FPC 3 Exhaust B	OK	49 degrees C / 120 degrees F
FPC 3 TL0	OK	49 degrees C / 120 degrees F
FPC 3 TQ0	OK	55 degrees C / 131 degrees F
FPC 3 TL1	OK	56 degrees C / 132 degrees F
FPC 3 TQ1	OK	58 degrees C / 136 degrees F
FPC 3 TL2	OK	56 degrees C / 132 degrees F
FPC 3 TQ2	OK	59 degrees C / 138 degrees F
FPC 3 TL3	OK	62 degrees C / 143 degrees F
FPC 3 TQ3	OK	63 degrees C / 145 degrees F
PIC 3/1	Absent	
FPC 5 PMB	OK	35 degrees C / 95 degrees F
FPC 5 Intake	OK	34 degrees C / 93 degrees F
FPC 5 Exhaust A	OK	51 degrees C / 123 degrees F
FPC 5 Exhaust B	OK	53 degrees C / 127 degrees F
FPC 5 TL0	OK	54 degrees C / 129 degrees F
FPC 5 TQ0	OK	52 degrees C / 125 degrees F
FPC 5 TL1	OK	61 degrees C / 141 degrees F
FPC 5 TQ1	OK	60 degrees C / 140 degrees F
FPC 5 TL2	OK	55 degrees C / 131 degrees F
FPC 5 TQ2	OK	55 degrees C / 131 degrees F
FPC 5 TL3	OK	59 degrees C / 138 degrees F
FPC 5 TQ3	OK	58 degrees C / 136 degrees F
PIC 5/0 Ambient	OK	51 degrees C / 123 degrees F
PIC 5/1 Ambient	OK	34 degrees C / 93 degrees F
PIC 5/1 cfp-5/1/0	OK	34 degrees C / 93 degrees F
PIC 5/1 cfp-5/1/1	OK	36 degrees C / 96 degrees F
FPC 6 PMB	OK	36 degrees C / 96 degrees F
FPC 6 Intake	OK	33 degrees C / 91 degrees F
FPC 6 Exhaust A	OK	51 degrees C / 123 degrees F
FPC 6 Exhaust B	OK	39 degrees C / 102 degrees F
FPC 6 TL0	OK	44 degrees C / 111 degrees F
FPC 6 TQ0	OK	54 degrees C / 129 degrees F
FPC 6 TL1	OK	59 degrees C / 138 degrees F
FPC 6 TQ1	OK	58 degrees C / 136 degrees F
FPC 6 TL2	OK	60 degrees C / 140 degrees F
FPC 6 TQ2	OK	57 degrees C / 134 degrees F
FPC 6 TL3	OK	65 degrees C / 149 degrees F
FPC 6 TQ3	OK	60 degrees C / 140 degrees F
FPC 7 PMB	OK	35 degrees C / 95 degrees F
FPC 7 Intake	OK	33 degrees C / 91 degrees F
FPC 7 Exhaust A	OK	53 degrees C / 127 degrees F
FPC 7 Exhaust B	OK	40 degrees C / 104 degrees F
FPC 7 TL0	OK	46 degrees C / 114 degrees F
FPC 7 TQ0	OK	58 degrees C / 136 degrees F
FPC 7 TL1	OK	53 degrees C / 127 degrees F
FPC 7 TQ1	OK	59 degrees C / 138 degrees F
FPC 7 TL2	OK	56 degrees C / 132 degrees F
FPC 7 TQ2	OK	61 degrees C / 141 degrees F
FPC 7 TL3	OK	63 degrees C / 145 degrees F
FPC 7 TQ3	OK	63 degrees C / 145 degrees F

	FPM I2CS	OK	37 degrees C / 98 degrees F
Fans	Fan Tray 0 Fan 1	OK	3042 RPM
	Fan Tray 0 Fan 2	OK	3042 RPM
	Fan Tray 0 Fan 3	OK	3000 RPM
	Fan Tray 0 Fan 4	OK	3042 RPM
	Fan Tray 0 Fan 5	OK	3000 RPM
	Fan Tray 0 Fan 6	OK	3042 RPM
	Fan Tray 0 Fan 7	OK	3085 RPM
	Fan Tray 0 Fan 8	OK	3042 RPM
	Fan Tray 0 Fan 9	OK	3042 RPM
	Fan Tray 0 Fan 10	OK	3085 RPM
	Fan Tray 0 Fan 11	OK	3085 RPM
	Fan Tray 0 Fan 12	OK	3128 RPM
	Fan Tray 0 Fan 13	OK	3128 RPM
	Fan Tray 0 Fan 14	OK	3042 RPM
	Fan Tray 1 Fan 1	OK	2299 RPM
	Fan Tray 1 Fan 2	OK	2399 RPM
	Fan Tray 1 Fan 3	OK	2299 RPM
	Fan Tray 1 Fan 4	OK	2266 RPM
	Fan Tray 1 Fan 5	OK	2266 RPM
	Fan Tray 1 Fan 6	OK	2366 RPM
	Fan Tray 2 Fan 1	OK	2199 RPM
	Fan Tray 2 Fan 2	OK	2133 RPM
	Fan Tray 2 Fan 3	OK	2366 RPM
	Fan Tray 2 Fan 4	OK	2233 RPM
	Fan Tray 2 Fan 5	OK	2399 RPM
	Fan Tray 2 Fan 6	OK	2233 RPM
Misc	SPMB 0 Intake	OK	50 degrees C / 122 degrees F
	SPMB 1 Intake	OK	40 degrees C / 104 degrees F

show chassis
environment
(ACX2000 Universal
Access Router)

user@host> show chassis environment

Class	Item	Status	Measurement
	PCB Left	OK	44 degrees C / 111 degrees F
	SFP+ Xcvr	OK	50 degrees C / 122 degrees F
	FEB	OK	70 degrees C / 158 degrees F
	PCB Up	OK	63 degrees C / 145 degrees F
	PCB Mid	OK	66 degrees C / 150 degrees F
	Telecom Mod	OK	65 degrees C / 149 degrees F
	Routing Engine	OK	54 degrees C / 129 degrees F
	Heater off		

show chassis environment cb

Syntax	show chassis environment cb <slot>
Syntax (TX Matrix Routers)	show chassis environment cb <lcc number scc> <slot>
Syntax (TX Matrix Plus Routers)	show chassis environment cb <lcc number sfc number > <slot>
Syntax (MX Series Routers)	show chassis environment cb <slot> <all-members> <local> <member member-id>
Syntax (MX2010 3D Universal Edge Routers)	show chassis environment cb <slot>
Syntax (MX2020 3D Universal Edge Routers)	show chassis environment cb <slot>
Syntax (QFabric System)	show chassis environment cb <slot interconnect-device interconnect-device-name> < interconnect-device interconnect-device-name slot>
Release Information	<p>Command introduced before Junos Release 7.4.</p> <p>Command introduced in Junos OS Release 9.4 for EX Series switches.</p> <p>Command introduced in Junos OS Release 12.1 for PTX Series Packet Transport Switches.</p> <p>Command introduced in Junos OS Release 12.1 for T4000 Core Routers.</p> <p>sfc option introduced for the TX Matrix Plus router in Junos Release 9.6.</p> <p>Command introduced in Junos OS Release 11.3 for the QFX Series.</p> <p>Command introduced in Junos OS Release 12.3 for MX2020 3D Universal Edge Routers.</p> <p>Command introduced in Junos OS Release 12.3 for MX2010 3D Universal Edge Routers.</p>
Description	(M120, M320, MX Series, and T Series routers, EX8200 switches, and PTX Series Packet Transport Switches only) Display environmental information about the Control Boards (CBs). For information about the meaning of “CBs” on the switches, see EX Series Switches Hardware and CLI Terminology Mapping.
Options	none —Display environmental information about all CBs. For a TX Matrix router, display environmental information about all CBs on the TX Matrix router and its attached T640 routers. For a TX Matrix Plus router, display environmental information about all CBs on the TX Matrix Plus router and its attached T1600 routers.

all-members—(MX Series routers only) (Optional) Display environmental information about the CBs on all the members of the Virtual Chassis configuration.

interconnect-device—(QFabric systems only) Display environmental information about the CBs on the Interconnect device.

lcc-number—(TX Matrix and TX Matrix Plus routers only) (Optional) For a TX Matrix router, display environmental information about the CBs in a specified T640 router (or line-card chassis) that is connected to the TX Matrix router. For a TX Matrix Plus router, display environmental information about the CBs in a specified T1600 router (or line-card chassis) that is connected to the TX Matrix Plus router. Replace **number** with a value from 0 through 3.

local—(MX Series routers only) (Optional) Display environmental information about the CBs on the local Virtual Chassis member.

member member-id—(MX Series routers only) (Optional) Display environmental information about the CBs on the specified member of the Virtual Chassis configuration. Replace **member-id** with a value of 0 or 1.

scc—(TX Matrix router only) (Optional) Display environmental information about the CBs in the TX Matrix router (or switch-card chassis).

sfc-number—(TX Matrix Plus router only) (Optional) Display environmental information about the CBs in the TX Matrix Plus router (or switch-fabric chassis).

slot—(Optional) Display environmental information about the specified CB. On routers and PTX Series Packet Transport Switches, replace **slot** with 0 or 1. On EX Series switches replace **slot** with 0, 1, or 2. On QFX Series switches, replace **slot** with 0 or 1.

Required Privilege Level view

Related Documentation

- request chassis cb
- Switching Control Board Redundancy
- Routing Engine and Switching Control Board Redundancy Configuration Statements

List of Sample Output

- [show chassis environment cb \(M120 Router\) on page 305](#)
- [show chassis environment cb \(M320 Router\) on page 305](#)
- [show chassis environment cb \(MX80 Router\) on page 305](#)
- [show chassis environment cb \(MX240 Router\) on page 306](#)
- [show chassis environment cb \(MX240 Router with Enhanced MX SCB\) on page 306](#)
- [show chassis environment cb \(MX480 Router\) on page 307](#)
- [show chassis environment cb \(MX480 Router with Enhanced MX SCB\) on page 307](#)
- [show chassis environment cb \(MX960 Router\) on page 308](#)
- [show chassis environment cb \(MX960 Router with Enhanced MX SCB\) on page 308](#)
- [show chassis environment cb \(MX2020 Router\) on page 309](#)
- [show chassis environment cb \(MX2010 Router\) on page 310](#)
- [show chassis environment cb \(T4000 Core Router\) on page 310](#)

[show chassis environment cb \(TX Matrix Router\) on page 311](#)
[show chassis environment cb \(TX Matrix Plus Router\) on page 312](#)
[show chassis environment cb \(EX8200 Switch\) on page 316](#)
[show chassis environment cb \(EX8208 Switch\) on page 317](#)
[show chassis environment cb \(PTX5000 Packet Transport Switch\) on page 318](#)
[show chassis environment cb \(QFabric System\) on page 319](#)

Output Fields Table 15 on page 304 lists the output fields for the **show chassis environment cb** command. Output fields are listed in the approximate order in which they appear.

Table 15: show chassis environment cb Output Fields

Field Name	Field Description
State	<p>Status of the CB. If two CBs are installed and online, one is functioning as the master, and the other is the standby.</p> <ul style="list-style-type: none"> • Online—CB is online and running. • Offline— CB is powered down. <p>NOTE: On the EX8208 switch, the installation can include three CBs. See EX Series Switches Hardware and CLI Terminology Mapping.</p>
Temperature	<p>Temperature in Celsius (C) and Fahrenheit (F) of the air flowing past the CB.</p> <ul style="list-style-type: none"> • Temperature Intake—Measures the temperature of the air intake to cool the power supplies. • Temperature Exhaust—Measures the temperature of the hot air exhaust. <p>NOTE: On the MX2010 and MX2020 routers, the intake temperature measures the temperature of the air intake to cool the Control Board (CB). The MX2010 and MX2020 routers include intake and exhaust temperatures for multiple zones (Intake A, Intake B, Intake C, Exhaust A, Exhaust B, and TCBC).</p>
Power	<p>Power required and measured on the CB. The left column displays the required power, in volts. The right column displays the measured power, in millivolts.</p>
BUS Revision	<p>Revision level of the generic bus device. (Not on switches.)</p>
FPGA Revision	<p>Revision level of the field-programmable gate array (FPGA). (Not on switches.)</p>
PMBus device (on MX240, MX480, and MX960 routers with Enhanced MX SCB)	<p>Enhanced SCB on MX 240, MX480, and MX960 routers allows the system to save power by supplying only the amount of voltage that is required. Configurable PMBus devices are used to provide the voltage for each individual device. There is one PMBus device for each XF ASIC so that the output can be customized to each device. The following PMBus device information is displayed for routers with Enhanced MX SCB:</p> <ul style="list-style-type: none"> • Expected voltage • Measured voltage • Measured current • Calculated power

Sample Output

show chassis
environment cb (M120
Router)

```
user@host> show chassis environment cb
CB 0 status:
  State                Online Master
  Temperature          33 degrees C / 91 degrees F
  Power
    1.2 V              1214 mV
    1.5 V              1495 mV
    2.5 V              2494 mV
    3.3 V              3319 mV
    5.0 V              5085 mV
    3.3 V bias         3296 mV
  Bus Revision         12
  FPGA Revision        17
CB 1 status:
  State                Online Standby
  Temperature          34 degrees C / 93 degrees F
  Power
    1.2 V              1195 mV
    1.5 V              1495 mV
    2.5 V              2504 mV
    3.3 V              3312 mV
    5.0 V              5111 mV
    3.3 V bias         3296 mV
  Bus Revision         12
  FPGA Revision        17
```

show chassis
environment cb (M320
Router)

```
user@host> show chassis environment cb
CB 0 status:
  State                Online Master
  Temperature          29 degrees C / 84 degrees F
  Power:
    1.8 V              1805 mV
    2.5 V              2501 mV
    3.3 V              3293 mV
    4.6 V              4725 mV
    5.0 V              5032 mV
    12.0 V             11975 mV
    3.3 V bias         3286 mV
    8.0 V bias         7589 mV
  BUS Revision         40
  FPGA Revision        7
CB 1 status:
  State                Online Standby
  Temperature          32 degrees C / 89 degrees F
  Power:
    1.8 V              1802 mV
    2.5 V              2482 mV
    3.3 V              3289 mV
    4.6 V              4720 mV
    5.0 V              5001 mV
    12.0 V             11946 mV
    3.3 V bias         3274 mV
    8.0 V bias         7562 mV
  BUS Revision         40
  FPGA Revision        7
```

**show chassis
environment cb (MX80
Router)**

```
user@host> show chassis environment cb
CB 0 status:
State                               Online Master
Temperature                         36 degrees C / 96 degrees F
Power 1
  1.0 V                             1034 mV
  1.0 V MQ                           1037 mV
  1.0 V LU                           1005 mV
  1.2 V                             1218 mV
  1.5 V                             1524 mV
  1.8 V                             1814 mV
  2.5 V                             2558 mV
  3.3 V                             3296 mV
  5.0 V                             5233 mV
  5.0 V bias                         5207 mV
  12.0 V                            12162 mV
```

**show chassis
environment cb
(MX240 Router)**

```
user@host> show chassis environment cb
CB 0 status:
State                               Online Standby
Temperature                         37 degrees C / 98 degrees F
Power 1
  1.2 V                             1208 mV
  1.5 V                             1521 mV
  1.8 V                             1811 mV
  2.5 V                             2513 mV
  3.3 V                             3332 mV
  5.0 V                             5059 mV
  12.0 V                            12162 mV
  1.25 V                            1260 mV
  3.3 V SM3                         3306 mV
  5.0 V RE                          5085 mV
  12.0 V RE                         11872 mV
Power 2
  11.3 V bias PEM                   11272 mV
  4.6 V bias MidPlane               4827 mV
  11.3 V bias FPD                   11272 mV
  11.3 V bias POE 0                 11292 mV
  11.3 V bias POE 1                 11253 mV
Bus Revision                        42
FPGA Revision                       1
```

**show chassis
environment cb**

```
user@host> show chassis environment cb
CB 0 status:
State                               Online Standby
```


**(MX240 Router with
Enhanced MX SCB)**

```

Temperature                               37 degrees C / 98 degrees F
Power 1
  1.2 V                                   1208 mV
  1.5 V                                   1521 mV
  1.8 V                                   1811 mV
  2.5 V                                   2513 mV
  3.3 V                                   3332 mV
  5.0 V                                   5059 mV
  12.0 V                                  12162 mV
  1.25 V                                  1260 mV
  3.3 V SM3                               3306 mV
  5.0 V RE                                5085 mV
  12.0 V RE                               11872 mV
Power 2
  11.3 V bias PEM                         11272 mV
  4.6 V bias MidPlane                     4827 mV
  11.3 V bias FPD                         11272 mV
  11.3 V bias POE 0                       11292 mV
  11.3 V bias POE 1                       11253 mV
Bus Revision                             42
FPGA Revision                             1
PMBus Expected Measured Measured Calculated
device voltage voltage current power
  XF ASIC A      1000 mV    997 mV   11031 mA   10997 mW
  XF ASIC B      1000 mV    996 mV   12125 mA   12076 mW

```

**show chassis
environment cb
(MX480 Router)**

```

user@host> show chassis environment cb
CB 0 status:
State                               Online Master
Temperature                         41 degrees C / 105 degrees F
Power 1
  1.2 V                                   1202 mV
  1.5 V                                   1511 mV
  1.8 V                                   1798 mV
  2.5 V                                   2507 mV
  3.3 V                                   3312 mV
  5.0 V                                   5027 mV
  12.0 V                                  12200 mV
  1.25 V                                  1260 mV
  3.3 V SM3                               3293 mV
  5 V RE                                  5040 mV
  12 V RE                                 11910 mV
Power 2
  11.3 V bias PEM                         11156 mV
  4.6 V bias MidPlane                     4801 mV
  11.3 V bias FPD                         11214 mV
  11.3 V bias POE 0                       11098 mV
  11.3 V bias POE 1                       11330 mV
Bus Revision                             42
FPGA Revision                             1

```

**show chassis
environment cb**

```

user@host> show chassis environment cb
CB 0 status:
State                               Online Master

```

**(MX480 Router with
Enhanced MX SCB)**

```

Temperature                               41 degrees C / 105 degrees F
Power 1
  1.2 V                                   1202 mV
  1.5 V                                   1511 mV
  1.8 V                                   1798 mV
  2.5 V                                   2507 mV
  3.3 V                                   3312 mV
  5.0 V                                   5027 mV
  12.0 V                                  12200 mV
  1.25 V                                  1260 mV
  3.3 V SM3                              3293 mV
  5 V RE                                  5040 mV
  12 V RE                                 11910 mV
Power 2
  11.3 V bias PEM                         11156 mV
  4.6 V bias MidPlane                     4801 mV
  11.3 V bias FPD                         11214 mV
  11.3 V bias POE 0                       11098 mV
  11.3 V bias POE 1                       11330 mV
Bus Revision                              42
FPGA Revision                             1
PMBus                                     Expected Measured Measured Calculated
device                                   voltage voltage current power
  XF ASIC A                             1000 mV    997 mV   11031 mA   10997 mW
  XF ASIC B                             1000 mV    996 mV   12125 mA   12076 mW

```

**show chassis
environment cb
(MX960 Router)**

```

user@host> show chassis environment cb
CB 0 status:
State                                     Online Master
Temperature                               24 degrees C / 75 degrees F
Power 1
  1.2 V                                   1965 mV
  1.5 V                                   2465 mV
  1.8 V                                   2990 mV
  2.5 V                                   3296 mV
  3.3 V                                   3296 mV
  5.0 V                                   6593 mV
  12.0 V                                  13187 mV
  3.3 V bias                              3296 mV
  1.25 V                                  1994 mV
  3.3 V SM3                              3296 mV
  5 V RE                                  6593 mV
  12 V RE                                 13174 mV
Power 2                                   Sensor failure
Bus Revision                              4
FPGA Revision                             3

```

**show chassis
environment cb**

```

user@host> show chassis environment cb
CB 0 status:
State                                     Online Master

```

**(MX960 Router with
Enhanced MX SCB)**

```

Temperature                24 degrees C / 75 degrees F
Power 1
  1.2 V                    1965 mV
  1.5 V                    2465 mV
  1.8 V                    2990 mV
  2.5 V                    3296 mV
  3.3 V                    3296 mV
  5.0 V                    6593 mV
  12.0 V                   13187 mV
  3.3 V bias               3296 mV
  1.25 V                   1994 mV
  3.3 V SM3                3296 mV
  5 V RE                   6593 mV
  12 V RE                  13174 mV
Power 2                    Sensor failure
Bus Revision               4
FPGA Revision              3
PMBus
device      Expected    Measured    Measured    Calculated
            voltage     voltage     current     power
XF ASIC A   1000 mV      997 mV      11031 mA    10997 mW
XF ASIC B   1000 mV      996 mV      12125 mA    12076 mW

```

**show chassis
environment cb
(MX2020 Router)**

```

user@host> show chassis environment cb
CB 0 status:
  State                Online Master
  IntakeA-Zone0 Temperature 44 degrees C / 111 degrees F
  IntakeB-Zone1 Temperature 34 degrees C / 93 degrees F
  IntakeC-Zone0 Temperature 45 degrees C / 113 degrees F
  ExhaustA-Zone0 Temperature 43 degrees C / 109 degrees F
  ExhaustB-Zone1 Temperature 36 degrees C / 96 degrees F
  TCBC-Zone0 Temperature 39 degrees C / 102 degrees F
  Power 1
    1.0 V                1011 mV
    1.2 V                1208 mV
    1.8 V                1801 mV
    2.5 V                2552 mV
    3.3 V                3312 mV
    5.0 V                5040 mV
    5.0 V RE             4988 mV
    12.0 V               12065 mV
    12.0 V RE            12046 mV
  Bus Revision          99
  FPGA Revision         270
CB 1 status:
  State                Online Standby
  IntakeA-Zone0 Temperature 45 degrees C / 113 degrees F
  IntakeB-Zone1 Temperature 41 degrees C / 105 degrees F
  IntakeC-Zone0 Temperature 46 degrees C / 114 degrees F
  ExhaustA-Zone0 Temperature 44 degrees C / 111 degrees F
  ExhaustB-Zone1 Temperature 41 degrees C / 105 degrees F
  TCBC-Zone0 Temperature 45 degrees C / 113 degrees F
  Power 1
    1.0 V                1008 mV
    1.2 V                1208 mV
    1.8 V                1798 mV
    2.5 V                2539 mV
    3.3 V                3325 mV
    5.0 V                5033 mV
    5.0 V RE             4950 mV
    12.0 V               12046 mV
    12.0 V RE            11968 mV

```

```

Bus Revision          99
FPGA Revision         0

```

**show chassis
environment cb
(MX2010 Router)**

```

user@host> show chassis environment cb
CB 0 status:
  State                Online Master
  IntakeA-Zone0 Temperature 36 degrees C / 96 degrees F
  IntakeB-Zone1 Temperature 30 degrees C / 86 degrees F
  IntakeC-Zone0 Temperature 38 degrees C / 100 degrees F
  ExhaustA-Zone0 Temperature 36 degrees C / 96 degrees F
  ExhaustB-Zone1 Temperature 32 degrees C / 89 degrees F
  TCBC-Zone0 Temperature 34 degrees C / 93 degrees F
  Power 1
    1.0 V                1015 mV
    1.2 V                1205 mV
    1.8 V                1804 mV
    2.5 V                2552 mV
    3.3 V                3325 mV
    5.0 V                5020 mV
    5.0 V RE             4988 mV
    12.0 V               12104 mV
    12.0 V RE            12026 mV
  Bus Revision          100
  FPGA Revision         270
CB 1 status:
  State                Online
  IntakeA-Zone0 Temperature 35 degrees C / 95 degrees F
  IntakeB-Zone1 Temperature 28 degrees C / 82 degrees F
  IntakeC-Zone0 Temperature 37 degrees C / 98 degrees F
  ExhaustA-Zone0 Temperature 34 degrees C / 93 degrees F
  ExhaustB-Zone1 Temperature 29 degrees C / 84 degrees F
  TCBC-Zone0 Temperature 32 degrees C / 89 degrees F
  Power 1
    1.0 V                1011 mV
    1.2 V                1208 mV
    1.8 V                1788 mV
    2.5 V                2526 mV
    3.3 V                3319 mV
    5.0 V                5046 mV
    5.0 V RE             4975 mV
    12.0 V               12046 mV
    12.0 V RE            12007 mV
  Bus Revision          100
  FPGA Revision         0

```

**show chassis
environment cb
(T4000 Core Router)**

```

user@host> show chassis environment cb
CB 0 status:
  State                Online Master
  Temperature          33 degrees C / 91 degrees F
  Power 1
    1.8 V                1805 mV
    2.5 V                2523 mV
    3.3 V                3324 mV
    3.3 V bias           3296 mV
    4.6 V                4680 mV
    5.0 V                4893 mV
    8.0 V bias           7572 mV
    12.0 V               11916 mV
  Power 2
    1.0 V                993 mV

```

```

    1.2 V          1210 mV
    3.3 V RE       3330 mV
    Bus Revision   51
    FPGA Revision  5
    CB 1 status:
    State          Online Standby
    Temperature    33 degrees C / 91 degrees F
    Power 1
    1.8 V          1810 mV
    2.5 V          2496 mV
    3.3 V          3308 mV
    3.3 V bias     3286 mV
    4.6 V          4692 mV
    5.0 V          4954 mV
    8.0 V bias     7282 mV
    12.0 V         11926 mV
    Power 2
    1.0 V          993 mV
    1.2 V          1185 mV
    3.3 V RE       3316 mV
    Bus Revision   51
    FPGA Revision  5

```

show chassis environment cb (TX Matrix Router)

```
user@host> show chassis environment cb
```

```

-----
CB 0 status:
State          Online Master
Temperature    32 degrees C / 89 degrees F
Power:
  1.8 V        1797 mV
  2.5 V        2477 mV
  3.3 V        3311 mV
  4.6 V        4727 mV
  5.0 V        5015 mV
  12.0 V       12185 mV
  3.3 V bias   3304 mV
  8.0 V bias   7870 mV
BUS Revision   40
FPGA Revision  1
CB 1 status:
State          Online Standby
...

```

```
1cc0-re0:
```

```

-----
CB 0 status:
State          Online Master
Temperature    32 degrees C / 89 degrees F
Power:
  1.8 V        1787 mV
  2.5 V        2473 mV
  3.3 V        3306 mV
  4.6 V        4793 mV
  5.0 V        5025 mV
  12.0 V       12156 mV
  3.3 V bias   3289 mV
  8.0 V bias   7609 mV
BUS Revision   40
FPGA Revision  5
CB 1 status:
State          Online Standby

```

```
....
BUS Revision          40
FPGA Revision         5
```

```
lcc2-re0:
```

```
-----
CB 0 status:
  State                Online Master
...
CB 1 status:
  State                Online Standby
...
```

**show chassis
environment cb**

```
user@host> show chassis environment cb
sfc0-re0:
-----
```

(TX Matrix Plus Router)

```

CB 0 status:
State                Online Master
Temperature           38 degrees C / 100 degrees F
Power 1
  1.0 V              1005 mV
  1.1 V              1108 mV
  1.2 V              1205 mV
  1.25 V             1269 mV
  1.5 V              1508 mV
  1.8 V              1814 mV
  2.5 V              2507 mV
  3.3 V              3306 mV
  3.3 V bias         3300 mV
  9.0 V              9058 mV
  9.0 V RE           9107 mV
Power 2
  3.9 V              3963 mV
  5.0 V              5020 mV
  9.0 V              9087 mV
Bus Revision          79
FPGA Revision         23
CB 1 status:
State                Online Standby
Temperature           39 degrees C / 102 degrees F
Power 1
  1.0 V              1002 mV
  1.1 V              1105 mV
  1.2 V              1198 mV
  1.25 V             1276 mV
  1.5 V              1504 mV
  1.8 V              1804 mV
  2.5 V              2507 mV
  3.3 V              3300 mV
  3.3 V bias         3293 mV
  9.0 V              9039 mV
  9.0 V RE           9049 mV
Power 2
  3.9 V              3892 mV
  5.0 V              5040 mV
  9.0 V              9058 mV
Bus Revision          79
FPGA Revision         23

```

```

1cc0-re0:
-----

```

```

CB 0 status:
State                Online Master
Temperature           39 degrees C / 102 degrees F
Power 1
  1.8 V              1799 mV
  2.5 V              2499 mV
  3.3 V              3327 mV
  3.3 V bias         3299 mV
  4.6 V              4673 mV
  5.0 V              4918 mV
  8.0 V bias         7308 mV
  12.0 V             11887 mV
Power 2
  1.0 V              996 mV
  1.2 V              1199 mV
  3.3 V RE           3319 mV

```

```

Bus Revision          51
FPGA Revision         3
CB 1 status:
State                 Online Standby
Temperature            40 degrees C / 104 degrees F
Power 1
  1.8 V               1800 mV
  2.5 V               2496 mV
  3.3 V               3322 mV
  3.3 V bias          3284 mV
  4.6 V               4680 mV
  5.0 V               4954 mV
  8.0 V bias          7284 mV
  12.0 V              11902 mV
Power 2
  1.0 V               998 mV
  1.2 V               1205 mV
  3.3 V RE            3327 mV
Bus Revision          51
FPGA Revision         3

```

```

lcc1-re0:
-----

```

```

CB 0 status:
State                 Online Master
Temperature            41 degrees C / 105 degrees F
Power 1
  1.8 V               1804 mV
  2.5 V               2517 mV
  3.3 V               3300 mV
  3.3 V bias          3284 mV
  4.6 V               4681 mV
  5.0 V               4927 mV
  8.0 V bias          7357 mV
  12.0 V              11907 mV
Power 2
  1.0 V               991 mV
  1.2 V               1202 mV
  3.3 V RE            3301 mV
Bus Revision          51
FPGA Revision         3

```

```

CB 1 status:
State                 Online Standby
Temperature            40 degrees C / 104 degrees F
Power 1
  1.8 V               1805 mV
  2.5 V               2528 mV
  3.3 V               3324 mV
  3.3 V bias          3289 mV
  4.6 V               4694 mV
  5.0 V               4959 mV
  8.0 V bias          7311 mV
  12.0 V              11926 mV
Power 2
  1.0 V               998 mV
  1.2 V               1200 mV
  3.3 V RE            3313 mV
Bus Revision          51
FPGA Revision         3

```

```

lcc2-re0:

```



```

-----
CB 0 status:
State                Online Master
Temperature          41 degrees C / 105 degrees F
Power 1
  1.8 V              1805 mV
  2.5 V              2494 mV
  3.3 V              3333 mV
  3.3 V bias         3296 mV
  4.6 V              4673 mV
  5.0 V              4901 mV
  8.0 V bias         7343 mV
  12.0 V             11916 mV
Power 2
  1.0 V              993 mV
  1.2 V              1213 mV
  3.3 V RE           3328 mV
Bus Revision         51
FPGA Revision        3
CB 1 status:
State                Online Standby
Temperature          41 degrees C / 105 degrees F
Power 1
  1.8 V              1804 mV
  2.5 V              2523 mV
  3.3 V              3334 mV
  3.3 V bias         3291 mV
  4.6 V              4697 mV
  5.0 V              4969 mV
  8.0 V bias         7308 mV
  12.0 V             11936 mV
Power 2
  1.0 V              996 mV
  1.2 V              1200 mV
  3.3 V RE           3328 mV
Bus Revision         51
FPGA Revision        3

```

```

lcc3-re0:
-----

```

```

CB 0 status:
State                Online Master
Temperature          37 degrees C / 98 degrees F
Power 1
  1.8 V              1809 mV
  2.5 V              2510 mV
  3.3 V              3296 mV
  3.3 V bias         3291 mV
  4.6 V              4670 mV
  5.0 V              4905 mV
  8.0 V bias         7211 mV
  12.0 V             11882 mV
Power 2
  1.0 V              996 mV
  1.2 V              1188 mV
  3.3 V RE           3326 mV
Bus Revision         51
FPGA Revision        5
CB 1 status:
State                Online Standby
Temperature          38 degrees C / 100 degrees F

```

```

Power 1
 1.8 V      1813 mV
 2.5 V      2510 mV
 3.3 V      3322 mV
 3.3 V bias 3289 mV
 4.6 V      4692 mV
 5.0 V      4967 mV
 8.0 V bias 7194 mV
12.0 V     11916 mV
Power 2
 1.0 V      996 mV
 1.2 V     1205 mV
 3.3 V RE   3273 mV
Bus Revision      51
FPGA Revision     5

```

show chassis
environment cb
(EX8200 Switch)

```
user@host> show chassis environment cb
```

```

CB 0 status:
State                Online Master
Temperature Intake    20 degrees C / 68 degrees F
Temperature Exhaust   24 degrees C / 75 degrees F
Power 1
 1.1 V      1086 mV
 1.2 V      1179 mV
 1.2 V *    1182 mV
 1.2 V *    1182 mV
 1.25 V     1211 mV
 1.5 V      1472 mV
 1.8 V      1756 mV
 2.5 V      2449 mV
 3.3 V      3254 mV
 3.3 V bias 3300 mV
 5.0 V      4911 mV
12.0 V     11891 mV
Power 2
 3.3 V bias * 3615 mV
 3.3 V bias * 3615 mV
 3.3 V bias * 3567 mV
 3.3 V bias * 3664 mV
 4.3 V bias * 4224 mV
 4.3 V bias * 4215 mV
 4.3 V bias * 4224 mV
 4.3 V bias * 4205 mV
 4.3 V bias * 4195 mV
 4.3 V bias * 4215 mV
 5.0 V bias  4920 mV
CB 1 status:
State                Online Standby
Temperature Intake    19 degrees C / 66 degrees F
Temperature Exhaust   23 degrees C / 73 degrees F
Power 1
 1.1 V      1082 mV
 1.2 V      1169 mV
 1.2 V *    1179 mV
 1.2 V *    1179 mV
 1.25 V     1214 mV
 1.5 V      1482 mV
 1.8 V      1759 mV
 2.5 V      2481 mV
 3.3 V      3248 mV

```

```

3.3 V bias          3306 mV
5.0 V              4911 mV
12.0 V            11910 mV
Power 2
3.3 V bias *       3644 mV
3.3 V bias *       3664 mV
3.3 V bias *       3586 mV
3.3 V bias *       3654 mV
4.3 V bias *       4224 mV
4.3 V bias *       4215 mV
4.3 V bias *       4224 mV
4.3 V bias *       4205 mV
4.3 V bias *       4244 mV
4.3 V bias *       4215 mV
5.0 V bias         4930 mV
CB 2 status:
State              Online
Temperature Intake  19 degrees C / 66 degrees F
Temperature Exhaust 23 degrees C / 73 degrees F
Power 1
1.2 V             1195 mV
1.5 V             1511 mV
1.8 V             1804 mV
2.5 V             2526 mV
3.3 V             3300 mV
3.3 V bias        3306 mV
12.0 V           12220 mV

```

**show chassis
environment cb
(EX8208 Switch)**

```

user@host> show chassis environment cb
CB 0 status:
State              Online Master
Temperature Intake  20 degrees C / 68 degrees F
Temperature Exhaust 24 degrees C / 75 degrees F
Power 1
1.1 V             1086 mV
1.2 V             1179 mV
1.2 V *           1182 mV
1.2 V *           1182 mV
1.25 V            1211 mV
1.5 V             1466 mV
1.8 V             1759 mV
2.5 V             2455 mV
3.3 V             3261 mV
3.3 V bias        3300 mV
5.0 V             4930 mV
12.0 V           11891 mV
Power 2
3.3 V bias *       3606 mV
3.3 V bias *       3615 mV
3.3 V bias *       3567 mV
3.3 V bias *       3673 mV
4.3 V bias *       4224 mV
4.3 V bias *       4215 mV
4.3 V bias *       4234 mV
4.3 V bias *       4205 mV
4.3 V bias *       4186 mV
4.3 V bias *       4215 mV
5.0 V bias         4940 mV
CB 1 status:
State              Online Standby
Temperature Intake  19 degrees C / 66 degrees F

```

```

Temperature Exhaust      23 degrees C / 73 degrees F
Power 1
  1.1 V                  1086 mV
  1.2 V                  1169 mV
  1.2 V *                1179 mV
  1.2 V *                1179 mV
  1.25 V                 1211 mV
  1.5 V                  1479 mV
  1.8 V                  1759 mV
  2.5 V                  2475 mV
  3.3 V                  3235 mV
  3.3 V bias             3306 mV
  5.0 V                  4930 mV
  12.0 V                 11891 mV
Power 2
  3.3 V bias *           3644 mV
  3.3 V bias *           3664 mV
  3.3 V bias *           3586 mV
  3.3 V bias *           3654 mV
  4.3 V bias *           4215 mV
  4.3 V bias *           4224 mV
  4.3 V bias *           4215 mV
  4.3 V bias *           4215 mV
  4.3 V bias *           4234 mV
  4.3 V bias *           4224 mV
  5.0 V bias             4920 mV
CB 2 status:
State                    Online
Temperature Intake       20 degrees C / 68 degrees F
Temperature Exhaust      24 degrees C / 75 degrees F
Power 1
  1.2 V                  1202 mV
  1.5 V                  1508 mV
  1.8 V                  1804 mV
  2.5 V                  2520 mV
  3.3 V                  3300 mV
  3.3 V bias             3300 mV
  12.0 V                 12200 mV

```

```

show chassis
environment cb

```

```

user@host> show chassis environment cb
CB 0 status:
State                    Online Master

```

(PTX5000 Packet Transport Switch)

```

Intake Temperature      38 degrees C / 100 degrees F
Exhaust A Temperature   45 degrees C / 113 degrees F
Exhaust B Temperature   42 degrees C / 107 degrees F
Power 1
  1.2 V                  1200 mV
  1.25 V                 1250 mV
  2.5 V                  2500 mV
  3.3 V                  3300 mV
Power 2
  1.0 V                  1000 mV
  3.3 V bias             3293 mV
  3.9 V                  3921 mV
Bus Revision             132
FPGA Revision            27
CB 1 status:
State                    Online Standby
Intake Temperature       34 degrees C / 93 degrees F
Exhaust A Temperature    39 degrees C / 102 degrees F
Exhaust B Temperature    36 degrees C / 96 degrees F
Power 1
  1.2 V                  1199 mV
  1.25 V                 1250 mV
  2.5 V                  2499 mV
  3.3 V                  3299 mV
Power 2
  1.0 V                  1000 mV
  3.3 V bias             3312 mV
  3.9 V                  3961 mV
Bus Revision             132
FPGA Revision            28

```

show chassis environment cb (QFabric System)

```

user@switch> show chassis environment cb interconnect-device IC-123 0
CB 0 status:
State                    Online Master
Left Intake Temperature  33 degrees C / 91 degrees F
Right Intake Temperature 33 degrees C / 91 degrees F
Left Exhaust Temperature 36 degrees C / 96 degrees F
Right Exhaust Temperature 35 degrees C / 95 degrees F
Power                    OK
  VDD 3V3                3294 mV
  VDD 2V5                2436 mV
  VDD 1V8                1746 mV
  VDD 1V5                1460 mV
  VDD 1V25              1210 mV
  VDD 1V2               1164 mV
  CPU CORE 1V2          1120 mV
  VDD 1V0               968 mV
  VDD 5V0               5088 mV
  CPU MP BIAS 4V3       4050 mV
  BIAS 3V3              3180 mV
  VTT 0V9               866 mV

```

show chassis environment fpc

Syntax	show chassis environment fpc <slot>
Syntax (TX Matrix and TX Matrix Plus Routers)	show chassis environment fpc <fcc number> <slot>
Syntax (MX Series Routers)	show chassis environment fpc <slot> <all-members> <local> <member <i>member-id</i> >
Syntax (MX2010 3D Universal Edge Routers)	show chassis environment fpc <slot>
Syntax (MX2020 3D Universal Edge Routers)	show chassis environment fpc <slot>
Syntax (QFX Series)	show chassis environment fpc <fpc-slot> interconnect-device <i>name</i>
Release Information	Command introduced before Junos OS Release 7.4. Command introduced in Junos OS Release 9.0 for EX Series switches. Command introduced in Junos OS Release 11.1 for QFX Series. Command introduced in Junos OS Release 12.1 for PTX Series Packet Transport Switches. Command introduced in Junos OS Release 12.1 for T4000 Core Routers. Command introduced in Junos OS Release 12.3 for MX2020 3D Universal Edge Routers. Command introduced in Junos OS Release 12.3 for MX2010 3D Universal Edge Routers.
Description	(M40e, M120, M160, M320, MX Series, T Series routers, EX Series, QFX Series, and PTX Series switches only) Display environmental information about Flexible PIC Concentrators (FPCs).
Options	<p>none—Display environmental information about all FPCs. On a TX Matrix router, display environmental information about all FPCs on the TX Matrix router and its attached T640 routers. On a TX Matrix Plus router, display environmental information about all FPCs on the TX Matrix Plus router and its attached T1600 routers.</p> <p>all-members—(MX Series routers only) (Optional) Display environmental information for the FPCs in all the members of the Virtual Chassis configuration.</p> <p>interconnect-device <i>name</i>—(QFabric systems only) (Optional) Display chassis environmental information for the Interconnect device.</p> <p>fcc number—(TX Matrix and TX Matrix Plus routers only) (Optional) On a TX Matrix router, display environmental information about the FPC in a T640 router (or line-card</p>

chassis) that is connected to the TX Matrix router. On a TX Matrix Plus router, display environmental information about the FPC in a T1600 router (or line-card chassis) that is connected to the TX Matrix Plus router. Replace **number** with a value from 0 through 3.

local—(MX Series routers only) (Optional) Display environmental information for the FPCs in the local Virtual Chassis member.

member member-id—(MX Series routers only) (Optional) Display environmental information for the FPCs in the specified member of the Virtual Chassis configuration. Replace **member-id** with a value of 0 or 1.

slot or fpc-slot—(Optional) Display environmental information about an individual FPC:

- (TX Matrix and TX Matrix Plus routers only) On a TX Matrix router, if you specify the number of the T640 router by using only the **lcc number** option (the recommended method), replace **slot** with a value from 0 through 7. Similarly, on a TX Matrix Plus router, if you specify the number of the T1600 router by using only the **lcc number** option (the recommended method), replace **slot** with a value from 0 through 7. Otherwise, replace **slot** with a value from 0 through 31. For example, the following commands have the same result:

```
user@host> show chassis environment fpc 1 lcc 1
```

```
user@host> show chassis environment fpc 9
```

- M120 router—Replace **slot** with a value from 0 through 5.
- MX240 router—Replace **slot** with a value from 0 through 2.
- MX480 router—Replace **slot** with a value from 0 through 5.
- MX960 router—Replace **slot** with a value from 0 through 11.
- MX2010 router—Replace **slot** with a value from 0 through 9.
- MX2020 router—Replace **slot** with a value from 0 through 19.
- Other routers—Replace **slot** with a value from 0 through 7.
- EX Series switches:
 - EX3200 switches and EX4200 standalone switches—Replace **slot** with 0.
 - EX4200 switches in a Virtual Chassis configuration—Replace **slot** with a value from 0 through 9 (switch's member ID).
 - EX6210 switches—Replace **slot** with a value from 0 through 3 (line card only), 4 or 5 (line card or Switch Fabric and Rotating Engine (SRE) module), or 6 through 9 (line card only).
 - EX8208 switches—Replace **slot** with a value from 0 through 7 (line card).
 - EX8216 switches—Replace **slot** with a value from 0 through 15 (line card).
- QFX3500 switches —Replace **fpc-slot** with 0 through 15.
- PTX5000 Packet Transport Switch—Replace **fpc-slot** with 0 through 7.

Required Privilege Level	view
Related Documentation	<ul style="list-style-type: none">• request chassis fpc• show chassis fpc• show chassis fpc-feb-connectivity• Configuring the Junos OS to Resynchronize FPC Sequence Numbers with Active FPCs when an FPC Comes Online• MX960 Flexible PIC Concentrator Description
List of Sample Output	<p>show chassis environment fpc (M120 Router) on page 324</p> <p>show chassis environment fpc (M160 Router) on page 324</p> <p>show chassis environment fpc (M320 Router) on page 325</p> <p>show chassis environment fpc (MX2020 Router) on page 326</p> <p>show chassis environment fpc (MX2010 Router) on page 328</p> <p>show chassis environment fpc (MX240 Router) on page 331</p> <p>show chassis environment fpc (MX480 Router) on page 332</p> <p>show chassis environment fpc (MX960 Router) on page 332</p> <p>show chassis environment fpc (MX480 Router with 100-Gigabit Ethernet CFP) on page 334</p> <p>show chassis environment fpc (MX240, MX480, MX960 with Application Services Modular Line Card on page 336</p> <p>show chassis environment fpc (T320, T640, and T1600 Routers) on page 336</p> <p>show chassis environment fpc (T4000 Router) on page 337</p> <p>show chassis environment fpc lcc (TX Matrix Router) on page 342</p> <p>show chassis environment fpc lcc (TX Matrix Plus Router) on page 343</p> <p>show chassis environment fpc (QFX Series) on page 344</p> <p>show chassis environment fpc interconnect-device (QFabric Systems) on page 344</p> <p>show chassis environment fpc 0 (PTX5000 Packet Transport Switch) on page 345</p> <p>show chassis environment FPC 1 (MX Routers with Media Services Blade [MSB]) on page 346</p>
Output Fields	<p>Table 16 on page 323 lists the output fields for the show chassis environment fpc command. Output fields are listed in the approximate order in which they appear.</p>

Table 16: show chassis environment fpc Output Fields

Field Name	Field Description
State	<p>Status of the FPC:</p> <ul style="list-style-type: none"> • Unknown—FPC is not detected by the router. • Empty—No FPC is present. • Present—FPC is detected by the chassis daemon but is either not supported by the current version of the Junos OS, or the FPC is coming up but not yet online. • Ready—FPC is in intermediate or transition state. • Announce online—Intermediate state during which the FPC is coming up but not yet online, and the chassis manager acknowledges the chassisd FPC online initiative. • Online—FPC is online and running. • Offline—FPC is powered down. • Diagnostics—FPC is set to operate in diagnostics mode.
Temperature	(M40e and M160 routers and QFX Series only) Temperature of the air flowing past the FPC.
PMB Temperature	(PTX Series only) Temperature of the air flowing past the PMB (bottom of the FPC).
Temperature Intake	(M320 routers, MX2010 routers, MX2020 routers, and PTX Series only) Temperature of the air flowing into the chassis.
Temperature Top	(T Series routers only) Temperature of the air flowing past the top of the FPC.
Temperature Exhaust	<p>(M120 and M320 routers, MX2010 routers, MX2020 routers, and PTX Series only) Temperature of the air flowing out of the chassis.</p> <p>The PTX Series Packet Transport Switches, and the MX2010 and MX2020 routers include exhaust temperatures for multiple zones (Exhaust A and Exhaust B).</p>
Temperature Bottom	(T Series routers only) Temperature of the air flowing past the bottom of the FPC.
TL <i>n</i> Temperature	(PTX Series only) Temperature of the air flowing past the specified TL area of the packet forwarding engine (PFE) on the FPC.
TQ <i>n</i> Temperature	(PTX Series only) Temperature of the air flowing past the specified TQ area of the packet forwarding engine (PFE) on the FPC.
Temperature MMBO	(T640 router only) Temperature of the air flowing past the type 3 FPC.
Temperature MMB1	(M320 and T Series routers only) Temperature of the air flowing past the type 1, type 2, and type 3 FPC.
Power	Information about the voltage supplied to the FPC. The left column displays the required power, in volts. The right column displays the measured power, in millivolts.
CMB Revision or BUS revision	Revision level of the chassis management bus device (M Series router) or bus (T Series routers).

Sample Output

show chassis
environment fpc (M120
Router)

```
user@host> show chassis environment fpc
FPC 2 status:
  State                               Online
  Temperature Exhaust A               32 degrees C / 89 degrees F
  Temperature Exhaust B               31 degrees C / 87 degrees F
  Power A-Board
    1.2 V                             1202 mV
    1.5 V                             1508 mV
    1.8 V                             1798 mV
    2.5 V                             2507 mV
    3.3 V                             3351 mV
    5.0 V                             4995 mV
    3.3 V bias                         3296 mV
    1.2 V Rocket IO                   1205 mV
    1.5 V Rocket IO                   1501 mV
  I2C Slave Revision                  12
FPC 3 status:
  State                               Online
  Temperature Exhaust A               31 degrees C / 87 degrees F
  Temperature Exhaust B               33 degrees C / 91 degrees F
  Power A-Board
    1.2 V                             1211 mV
    1.5 V                             1501 mV
    1.8 V                             1798 mV
    2.5 V                             2471 mV
    3.3 V                             3293 mV
    5.0 V                             4930 mV
    3.3 V bias                         3296 mV
    1.2 V Rocket IO                   1205 mV
    1.5 V Rocket IO                   1501 mV
  Power B-Board
    1.2 V                             1214 mV
    1.5 V                             1501 mV
    2.5 V                             2471 mV
    3.3 V                             3300 mV
    5.0 V                             4943 mV
    3.3 V bias                         3296 mV
    1.2 V Rocket IO                   1205 mV
    1.5 V Rocket IO                   1501 mV
  I2C Slave Revision                  12
FPC 4 status:
  State                               Online
  Temperature Exhaust A               32 degrees C / 89 degrees F
  Temperature Exhaust B               30 degrees C / 86 degrees F
  Power A-Board
    1.2 V                             1195 mV
    1.5 V                             1504 mV
    1.8 V                             1801 mV
    2.5 V                             2504 mV
    3.3 V                             3293 mV
    5.0 V                             4917 mV
    3.3 V bias                         3296 mV
    1.2 V Rocket IO                   1202 mV
    1.5 V Rocket IO                   1492 mV
  I2C Slave Revision                  12

user@host> show chassis environment fpc
```

**show chassis
environment fpc (M160
Router)**

```
FPC 0 status:
State                Online
Temperature          42 degrees C / 107 degrees F
Power:
  1.5 V              1500 mV
  2.5 V              2509 mV
  3.3 V              3308 mV
  5.0 V              4991 mV
  5.0 V bias         4952 mV
  8.0 V bias         8307 mV
CMB Revision         12

FPC 1 status:
State                Online
Temperature          45 degrees C / 113 degrees F
Power:
  1.5 V              1498 mV
  2.5 V              2501 mV
  3.3 V              3319 mV
  5.0 V              5020 mV
  5.0 V bias         5025 mV
  8.0 V bias         8307 mV
CMB Revision         12
```

**show chassis
environment fpc
(M320 Router)**

```
user@host> show chassis environment fpc
FPC 0 status:
State                Online
Temperature Intake    27 degrees C / 80 degrees F
Temperature Exhaust   38 degrees C / 100 degrees F
Temperature MMB1      31 degrees C / 87 degrees F
Power:
  1.5 V              1487 mV
  1.5 V *            1494 mV
  1.8 V              1821 mV
  2.5 V              2533 mV
  3.3 V              3323 mV
  5.0 V              5028 mV
  3.3 V bias         3296 mV
  5.0 V bias         4984 mV
CMB Revision         16

FPC 1 status:
State                Online
Temperature Intake    27 degrees C / 80 degrees F
Temperature Exhaust   37 degrees C / 98 degrees F
Temperature MMB1      32 degrees C / 89 degrees F
Power:
  1.5 V              1504 mV
  1.5 V *            1499 mV
  1.8 V              1820 mV
  2.5 V              2529 mV
  3.3 V              3328 mV
  5.0 V              5013 mV
  3.3 V bias         3294 mV
  5.0 V bias         4984 mV
CMB Revision         16

FPC 2 status:
State                Online
Temperature Intake    28 degrees C / 82 degrees F
Temperature Exhaust   38 degrees C / 100 degrees F
Temperature MMB1      32 degrees C / 89 degrees F
Power:
  1.5 V              1498 mV
```

```

1.5 V *          1487 mV
1.8 V           1816 mV
2.5 V           2531 mV
3.3 V           3324 mV
5.0 V           5025 mV
3.3 V bias      3277 mV
5.0 V bias      5013 mV
CMB Revision    17
FPC 3 status:
...

```

show chassis environment fpc (MX2020 Router)

```

user@host> show chassis environment fpc
FPC 0 status:
State          Online
Temperature Intake      41 degrees C / 105 degrees F
Temperature Exhaust A   48 degrees C / 118 degrees F
Temperature Exhaust B   60 degrees C / 140 degrees F
Temperature LU 0 TSen    56 degrees C / 132 degrees F
Temperature LU 0 Chip    59 degrees C / 138 degrees F
Temperature LU 1 TSen    56 degrees C / 132 degrees F
Temperature LU 1 Chip    61 degrees C / 141 degrees F
Temperature LU 2 TSen    56 degrees C / 132 degrees F
Temperature LU 2 Chip    52 degrees C / 125 degrees F
Temperature LU 3 TSen    56 degrees C / 132 degrees F
Temperature LU 3 Chip    52 degrees C / 125 degrees F
Temperature MQ 0 TSen    49 degrees C / 120 degrees F
Temperature MQ 0 Chip    49 degrees C / 120 degrees F
Temperature MQ 1 TSen    49 degrees C / 120 degrees F
Temperature MQ 1 Chip    52 degrees C / 125 degrees F
Temperature MQ 2 TSen    49 degrees C / 120 degrees F
Temperature MQ 2 Chip    45 degrees C / 113 degrees F
Temperature MQ 3 TSen    49 degrees C / 120 degrees F
Temperature MQ 3 Chip    46 degrees C / 114 degrees F
Power
AS-BIAS3V3-z12105      3299 mV
AS-VDD1V8-z12006       1807 mV
AS-VDD2V5-z12006       2512 mV
AS-AVDD1V0-z12004       997 mV
AS-PCIE_1V0-z12004       996 mV
AS-VDD3V3-z12004       3294 mV
AS-VDD_1V5A-z12004      1501 mV
AS-VDD_1V5B-z12004      1498 mV
AS-LU0_1V0-z12004       998 mV
AS-LU1_1V0-z12004      1002 mV
AS-MQ0_1V0-z12004       999 mV
AS-MQ1_1V0-z12004       994 mV
AS-LU2_1V0-z12004      1000 mV
AS-LU3_1V0-z12004       998 mV
AS-MQ2_1V0-z12004      1002 mV
AS-MQ3_1V0-z12004       999 mV
AS-PMB_1V1-z12006      1096 mV
I2C Slave Revision    68
FPC 1 status:
State          Online
Temperature Intake      39 degrees C / 102 degrees F
Temperature Exhaust A   48 degrees C / 118 degrees F
Temperature Exhaust B   55 degrees C / 131 degrees F
Temperature LU 0 TSen    52 degrees C / 125 degrees F
Temperature LU 0 Chip    54 degrees C / 129 degrees F
Temperature LU 1 TSen    52 degrees C / 125 degrees F
Temperature LU 1 Chip    56 degrees C / 132 degrees F

```

```

Temperature LU 2 TSen      52 degrees C / 125 degrees F
Temperature LU 2 Chip      49 degrees C / 120 degrees F
Temperature LU 3 TSen      52 degrees C / 125 degrees F
Temperature LU 3 Chip      50 degrees C / 122 degrees F
Temperature MQ 0 TSen      48 degrees C / 118 degrees F
Temperature MQ 0 Chip      48 degrees C / 118 degrees F
Temperature MQ 1 TSen      48 degrees C / 118 degrees F
Temperature MQ 1 Chip      51 degrees C / 123 degrees F
Temperature MQ 2 TSen      48 degrees C / 118 degrees F
Temperature MQ 2 Chip      45 degrees C / 113 degrees F
Temperature MQ 3 TSen      48 degrees C / 118 degrees F
Temperature MQ 3 Chip      45 degrees C / 113 degrees F
Power
AS-BIAS3V3-z12105         3291 mV
AS-VDD1V8-z12006          1786 mV
AS-VDD2V5-z12006          2496 mV
AS-AVDD1V0-z12004          1000 mV
AS-PCIE_1V0-z12004          1000 mV
AS-VDD3V3-z12004           3294 mV
AS-VDD_1V5A-z12004          1500 mV
AS-VDD_1V5B-z12004          1498 mV
AS-LU0_1V0-z12004           1003 mV
AS-LU1_1V0-z12004           1000 mV
AS-MQ0_1V0-z12004           1000 mV
AS-MQ1_1V0-z12004            995 mV
AS-LU2_1V0-z12004           1002 mV
AS-LU3_1V0-z12004            997 mV
AS-MQ2_1V0-z12004           1000 mV
AS-MQ3_1V0-z12004            998 mV
AS-PMB_1V1-z12006           1096 mV
I2C Slave Revision        68
FPC 2 status:
State                      Online
Temperature Intake          39 degrees C / 102 degrees F
Temperature Exhaust A       48 degrees C / 118 degrees F
Temperature Exhaust B       58 degrees C / 136 degrees F
Temperature LU 0 TSen        55 degrees C / 131 degrees F
Temperature LU 0 Chip        57 degrees C / 134 degrees F
Temperature LU 1 TSen        55 degrees C / 131 degrees F
Temperature LU 1 Chip        63 degrees C / 145 degrees F
Temperature LU 2 TSen        55 degrees C / 131 degrees F
Temperature LU 2 Chip        51 degrees C / 123 degrees F
Temperature LU 3 TSen        55 degrees C / 131 degrees F
Temperature LU 3 Chip        52 degrees C / 125 degrees F
Temperature MQ 0 TSen        48 degrees C / 118 degrees F
Temperature MQ 0 Chip        50 degrees C / 122 degrees F
Temperature MQ 1 TSen        48 degrees C / 118 degrees F
Temperature MQ 1 Chip        52 degrees C / 125 degrees F
Temperature MQ 2 TSen        48 degrees C / 118 degrees F
Temperature MQ 2 Chip        47 degrees C / 116 degrees F
Temperature MQ 3 TSen        48 degrees C / 118 degrees F
Temperature MQ 3 Chip        47 degrees C / 116 degrees F
Power
AS-BIAS3V3-z12105         3299 mV
AS-VDD1V8-z12006          1805 mV
AS-VDD2V5-z12006          2510 mV
AS-AVDD1V0-z12004           999 mV
AS-PCIE_1V0-z12004           998 mV
AS-VDD3V3-z12004           3296 mV
AS-VDD_1V5A-z12004          1492 mV
AS-VDD_1V5B-z12004          1497 mV

```

```

AS-LU0_1V0-z12004      997 mV
AS-LU1_1V0-z12004      1000 mV
AS-MQ0_1V0-z12004      998 mV
AS-MQ1_1V0-z12004      1001 mV
AS-LU2_1V0-z12004      996 mV
AS-LU3_1V0-z12004      995 mV
AS-MQ2_1V0-z12004      998 mV
AS-MQ3_1V0-z12004      997 mV
AS-PMB_1V1-z12006      1100 mV
I2C Slave Revision      68
FPC 3 status:
State                    Online
Temperature Intake        41 degrees C / 105 degrees F
Temperature Exhaust A     48 degrees C / 118 degrees F
Temperature Exhaust B     58 degrees C / 136 degrees F
Temperature LU 0 TSen     56 degrees C / 132 degrees F
Temperature LU 0 Chip     59 degrees C / 138 degrees F
Temperature LU 1 TSen     56 degrees C / 132 degrees F
Temperature LU 1 Chip     61 degrees C / 141 degrees F
Temperature LU 2 TSen     56 degrees C / 132 degrees F
Temperature LU 2 Chip     51 degrees C / 123 degrees F
Temperature LU 3 TSen     56 degrees C / 132 degrees F
Temperature LU 3 Chip     53 degrees C / 127 degrees F
Temperature MQ 0 TSen     50 degrees C / 122 degrees F
Temperature MQ 0 Chip     51 degrees C / 123 degrees F
Temperature MQ 1 TSen     50 degrees C / 122 degrees F
Temperature MQ 1 Chip     55 degrees C / 131 degrees F
Temperature MQ 2 TSen     50 degrees C / 122 degrees F
Temperature MQ 2 Chip     47 degrees C / 116 degrees F
Temperature MQ 3 TSen     50 degrees C / 122 degrees F
Temperature MQ 3 Chip     50 degrees C / 122 degrees F
Power
AS-BIAS3V3-z12105       3305 mV
AS-VDD1V8-z12006       1810 mV
AS-VDD2V5-z12006       2508 mV
AS-AVDD1V0-z12004       999 mV
AS-PCIE_1V0-z12004      1001 mV
AS-VDD3V3-z12004       3294 mV
AS-VDD_1V5A-z12004     1500 mV
AS-VDD_1V5B-z12004     1498 mV
AS-LU0_1V0-z12004       998 mV
AS-LU1_1V0-z12004       998 mV
AS-MQ0_1V0-z12004       999 mV
AS-MQ1_1V0-z12004       998 mV
AS-LU2_1V0-z12004      1000 mV
AS-LU3_1V0-z12004      1001 mV
AS-MQ2_1V0-z12004       996 mV
AS-MQ3_1V0-z12004       998 mV
AS-PMB_1V1-z12006      1098 mV
I2C Slave Revision      68
FPC 4 status:
...

```

**show chassis
environment fpc
(MX2010 Router)**

```

user@host> show chassis environment fpc
FPC 0 status:
State                    Online
Temperature Intake        36 degrees C / 96 degrees F
Temperature Exhaust A     42 degrees C / 107 degrees F
Temperature Exhaust B     51 degrees C / 123 degrees F
Temperature LU 0 TSen     49 degrees C / 120 degrees F
Temperature LU 0 Chip     50 degrees C / 122 degrees F

```

```

Temperature LU 1 TSen      49 degrees C / 120 degrees F
Temperature LU 1 Chip      54 degrees C / 129 degrees F
Temperature LU 2 TSen      49 degrees C / 120 degrees F
Temperature LU 2 Chip      45 degrees C / 113 degrees F
Temperature LU 3 TSen      49 degrees C / 120 degrees F
Temperature LU 3 Chip      46 degrees C / 114 degrees F
Temperature MQ 0 TSen      40 degrees C / 104 degrees F
Temperature MQ 0 Chip      41 degrees C / 105 degrees F
Temperature MQ 1 TSen      40 degrees C / 104 degrees F
Temperature MQ 1 Chip      44 degrees C / 111 degrees F
Temperature MQ 2 TSen      40 degrees C / 104 degrees F
Temperature MQ 2 Chip      38 degrees C / 100 degrees F
Temperature MQ 3 TSen      40 degrees C / 104 degrees F
Temperature MQ 3 Chip      41 degrees C / 105 degrees F
Power
AS-BIAS3V3-z12105         3300 mV
AS-VDD1V8-z12006          1805 mV
AS-VDD2V5-z12006          2505 mV
AS-AVDD1V0-z12004          998 mV
AS-PCIE_1V0-z12004          999 mV
AS-VDD3V3-z12004          3303 mV
AS-VDD_1V5A-z12004         1497 mV
AS-VDD_1V5B-z12004         1497 mV
AS-LU0_1V0-z12004          998 mV
AS-LU1_1V0-z12004         1003 mV
AS-MQ0_1V0-z12004          998 mV
AS-MQ1_1V0-z12004          998 mV
AS-LU2_1V0-z12004          997 mV
AS-LU3_1V0-z12004         1001 mV
AS-MQ2_1V0-z12004          996 mV
AS-MQ3_1V0-z12004          994 mV
AS-PMB_1V1-z12006         1097 mV
I2C Slave Revision        68
FPC 1 status:
State                      Online
Temperature Intake          34 degrees C / 93 degrees F
Temperature Exhaust A       46 degrees C / 114 degrees F
Temperature Exhaust B       54 degrees C / 129 degrees F
Temperature LU 0 TSen        45 degrees C / 113 degrees F
Temperature LU 0 Chip        55 degrees C / 131 degrees F
Temperature LU 1 TSen        45 degrees C / 113 degrees F
Temperature LU 1 Chip        44 degrees C / 111 degrees F
Temperature LU 2 TSen        45 degrees C / 113 degrees F
Temperature LU 2 Chip        50 degrees C / 122 degrees F
Temperature LU 3 TSen        45 degrees C / 113 degrees F
Temperature LU 3 Chip        58 degrees C / 136 degrees F
Temperature XM 0 TSen        45 degrees C / 113 degrees F
Temperature XM 0 Chip        51 degrees C / 123 degrees F
Temperature XF 0 TSen        45 degrees C / 113 degrees F
Temperature XF 0 Chip        63 degrees C / 145 degrees F
Temperature PLX Switch TSen  45 degrees C / 113 degrees F
Temperature PLX Switch Chip  47 degrees C / 116 degrees F
Power
MPC-BIAS3V3-z12105         3300 mV
MPC-VDD3V3-z16100          3294 mV
MPC-VDD2V5-z16100          2505 mV
MPC-VDD1V8-z12004          1796 mV
MPC-AVDD1V0-z12004          991 mV
MPC-VDD1V2-z16100          1196 mV
MPC-VDD1V5A-z12004         1491 mV
MPC-VDD1V5B-z12004         1492 mV

```

```

MPC-XF_0V9-z12004          996 mV
MPC-PCIE_1V0-z16100        1003 mV
MPC-LU0_1V0-z12004         996 mV
MPC-LU1_1V0-z12004         996 mV
MPC-LU2_1V0-z12004         998 mV
MPC-LU3_1V0-z12004         994 mV
MPC-12VA-BMR453            12031 mV
MPC-12VB-BMR453            12003 mV
MPC-PMB_1V1-z12006         1104 mV
MPC-PMB_1V2-z12106         1194 mV
MPC-XM_0V9-vt273m          911 mV
I2C Slave Revision         110
FPC 8 status:
State                       Online
Temperature Intake          32 degrees C / 89 degrees F
Temperature Exhaust A      44 degrees C / 111 degrees F
Temperature Exhaust B      37 degrees C / 98 degrees F
Temperature LU 0 TCAM TSen 41 degrees C / 105 degrees F
Temperature LU 0 TCAM Chip 49 degrees C / 120 degrees F
Temperature LU 0 TSen       41 degrees C / 105 degrees F
Temperature LU 0 Chip       52 degrees C / 125 degrees F
Temperature MQ 0 TSen       41 degrees C / 105 degrees F
Temperature MQ 0 Chip       47 degrees C / 116 degrees F
Temperature LU 1 TCAM TSen 39 degrees C / 102 degrees F
Temperature LU 1 TCAM Chip 42 degrees C / 107 degrees F
Temperature LU 1 TSen       39 degrees C / 102 degrees F
Temperature LU 1 Chip       46 degrees C / 114 degrees F
Temperature MQ 1 TSen       39 degrees C / 102 degrees F
Temperature MQ 1 Chip       45 degrees C / 113 degrees F
Power
MPC-BIAS3V3-z12105         3296 mV
MPC-VDD3V3-z12006         3298 mV
MPC-VDD2V5-z12006         2505 mV
MPC-TCAM_1V0-z12004        997 mV
MPC-AVDD1V0-z12006        1007 mV
MPC-VDD1V8-z12006         1803 mV
MPC-PCIE_1V0-z12006        1004 mV
MPC-LU0_1V0-z12004        1000 mV
MPC-MQ0_1V0-z12004         999 mV
MPC-VDD_1V5-z12004        1498 mV
MPC-PMB_1V1-z12006        1102 mV
MPC-9VA-BMR453            9009 mV
MPC-9VB-BMR453            8960 mV
MPC-PMB_1V2-z12105        1202 mV
MPC-LU1_1V0-z12004        1005 mV
MPC-MQ1_1V0-z12004        1000 mV
I2C Slave Revision         70
FPC 9 status:
State                       Online
Temperature Intake          34 degrees C / 93 degrees F
Temperature Exhaust A      41 degrees C / 105 degrees F
Temperature Exhaust B      54 degrees C / 129 degrees F
Temperature LU 0 TSen      51 degrees C / 123 degrees F
Temperature LU 0 Chip      52 degrees C / 125 degrees F
Temperature LU 1 TSen      51 degrees C / 123 degrees F
Temperature LU 1 Chip      55 degrees C / 131 degrees F
Temperature LU 2 TSen      51 degrees C / 123 degrees F
Temperature LU 2 Chip      47 degrees C / 116 degrees F
Temperature LU 3 TSen      51 degrees C / 123 degrees F
Temperature LU 3 Chip      47 degrees C / 116 degrees F
Temperature MQ 0 TSen      40 degrees C / 104 degrees F

```



```

Temperature MQ 0 Chip      42 degrees C / 107 degrees F
Temperature MQ 1 TSen      40 degrees C / 104 degrees F
Temperature MQ 1 Chip      44 degrees C / 111 degrees F
Temperature MQ 2 TSen      40 degrees C / 104 degrees F
Temperature MQ 2 Chip      38 degrees C / 100 degrees F
Temperature MQ 3 TSen      40 degrees C / 104 degrees F
Temperature MQ 3 Chip      40 degrees C / 104 degrees F
Power
  AS-BIAS3V3-z12105        3302 mV
  AS-VDD1V8-z12006         1808 mV
  AS-VDD2V5-z12006         2513 mV
  AS-AVDD1V0-z12004         997 mV
  AS-PCIE_1V0-z12004         999 mV
  AS-VDD3V3-z12004         3294 mV
  AS-VDD_1V5A-z12004        1503 mV
  AS-VDD_1V5B-z12004        1502 mV
  AS-LU0_1V0-z12004         996 mV
  AS-LU1_1V0-z12004         999 mV
  AS-MQ0_1V0-z12004         997 mV
  AS-MQ1_1V0-z12004         999 mV
  AS-LU2_1V0-z12004         997 mV
  AS-LU3_1V0-z12004         998 mV
  AS-MQ2_1V0-z12004        1000 mV
  AS-MQ3_1V0-z12004        1000 mV
  AS-PMB_1V1-z12006         1102 mV
I2C Slave Revision        68

```

show chassis environment fpc (MX240 Router)

```

user@host> show chassis environment fpc
FPC 1 status:
  State      Online
  Temperature Intake      34 degrees C / 93 degrees F
  Temperature Exhaust A   39 degrees C / 102 degrees F
  Temperature Exhaust B   53 degrees C / 127 degrees F
  Temperature I3 0 TSensor 51 degrees C / 123 degrees F
  Temperature I3 0 Chip    54 degrees C / 129 degrees F
  Temperature I3 1 TSensor 50 degrees C / 122 degrees F
  Temperature I3 1 Chip    53 degrees C / 127 degrees F
  Temperature I3 2 TSensor 48 degrees C / 118 degrees F
  Temperature I3 2 Chip    51 degrees C / 123 degrees F
  Temperature I3 3 TSensor 45 degrees C / 113 degrees F
  Temperature I3 3 Chip    48 degrees C / 118 degrees F
  Temperature IA 0 TSensor 45 degrees C / 113 degrees F
  Temperature IA 0 Chip    45 degrees C / 113 degrees F
  Temperature IA 1 TSensor 45 degrees C / 113 degrees F
  Temperature IA 1 Chip    49 degrees C / 120 degrees F
Power
  1.5 V      1492 mV
  2.5 V      2507 mV
  3.3 V      3306 mV
  1.8 V PFE 0 1801 mV
  1.8 V PFE 1 1804 mV
  1.8 V PFE 2 1798 mV
  1.8 V PFE 3 1798 mV
  1.2 V PFE 0 1169 mV
  1.2 V PFE 1 1189 mV
  1.2 V PFE 2 1182 mV
  1.2 V PFE 3 1176 mV
I2C Slave Revision 42
FPC 2 status:
  State      Online
  Temperature Intake      33 degrees C / 91 degrees F

```

```

Temperature Exhaust A      41 degrees C / 105 degrees F
Temperature Exhaust B      53 degrees C / 127 degrees F
Temperature I3 0 TSensor   53 degrees C / 127 degrees F
Temperature I3 0 Chip      58 degrees C / 136 degrees F
Temperature I3 1 TSensor   52 degrees C / 125 degrees F
Temperature I3 1 Chip      56 degrees C / 132 degrees F
Temperature I3 2 TSensor   50 degrees C / 122 degrees F
Temperature I3 2 Chip      52 degrees C / 125 degrees F
Temperature I3 3 TSensor   46 degrees C / 114 degrees F
Temperature I3 3 Chip      49 degrees C / 120 degrees F
Temperature IA 0 TSensor   51 degrees C / 123 degrees F
Temperature IA 0 Chip      49 degrees C / 120 degrees F
Temperature IA 1 TSensor   48 degrees C / 118 degrees F
Temperature IA 1 Chip      53 degrees C / 127 degrees F
Power
  1.5 V                    1492 mV
  2.5 V                    2445 mV
  3.3 V                    3293 mV
  1.8 V PFE 0             1827 mV
  1.8 V PFE 1             1775 mV
  1.8 V PFE 2             1788 mV
  1.8 V PFE 3             1798 mV
  1.2 V PFE 0             1250 mV
  1.2 V PFE 1             1234 mV
  1.2 V PFE 2             1231 mV
  1.2 V PFE 3             1192 mV
I2C Slave Revision        42

```

**show chassis
environment fpc
(MX480 Router)**

```

user@host> show chassis environment fpc
FPC 1 status:
State                Online
Temperature Intake    36 degrees C / 96 degrees F
Temperature Exhaust A 41 degrees C / 105 degrees F
Temperature Exhaust B 55 degrees C / 131 degrees F
Temperature I3 0 TSensor 55 degrees C / 131 degrees F
Temperature I3 0 Chip  57 degrees C / 134 degrees F
Temperature I3 1 TSensor 53 degrees C / 127 degrees F
Temperature I3 1 Chip  53 degrees C / 127 degrees F
Temperature I3 2 TSensor 52 degrees C / 125 degrees F
Temperature I3 2 Chip  49 degrees C / 120 degrees F
Temperature I3 3 TSensor 47 degrees C / 116 degrees F
Temperature I3 3 Chip  47 degrees C / 116 degrees F
Temperature IA 0 TSensor 54 degrees C / 129 degrees F
Temperature IA 0 Chip  58 degrees C / 136 degrees F
Temperature IA 1 TSensor 48 degrees C / 118 degrees F
Temperature IA 1 Chip  53 degrees C / 127 degrees F
Power
  1.5 V                    1479 mV
  2.5 V                    2542 mV
  3.3 V                    3319 mV
  1.8 V PFE 0             1811 mV
  1.8 V PFE 1             1804 mV
  1.8 V PFE 2             1804 mV
  1.8 V PFE 3             1814 mV
  1.2 V PFE 0             1192 mV
  1.2 V PFE 1             1202 mV
  1.2 V PFE 2             1205 mV
  1.2 V PFE 3             1189 mV
I2C Slave Revision        40

```

**show chassis
environment fpc
(MX960 Router)**

```

user@host> show chassis environment fpc
FPC 5 status:
State                               Online
Temperature Intake                  27 degrees C / 80 degrees F
Temperature Exhaust A               34 degrees C / 93 degrees F
Temperature Exhaust B               40 degrees C / 104 degrees F
Temperature I3 0 TSensor             39 degrees C / 102 degrees F
Temperature I3 0 Chip                41 degrees C / 105 degrees F
Temperature I3 1 TSensor             38 degrees C / 100 degrees F
Temperature I3 1 Chip                37 degrees C / 98 degrees F
Temperature I3 2 TSensor             37 degrees C / 98 degrees F
Temperature I3 2 Chip                34 degrees C / 93 degrees F
Temperature I3 3 TSensor             32 degrees C / 89 degrees F
Temperature I3 3 Chip                33 degrees C / 91 degrees F
Temperature IA 0 TSensor             39 degrees C / 102 degrees F
Temperature IA 0 Chip                44 degrees C / 111 degrees F
Temperature IA 1 TSensor             36 degrees C / 96 degrees F
Temperature IA 1 Chip                44 degrees C / 111 degrees F
Power
  1.5 V                             1479 mV
  2.5 V                             2523 mV
  3.3 V                             3254 mV
  1.8 V PFE 0                       1798 mV
  1.8 V PFE 1                       1798 mV
  1.8 V PFE 2                       1807 mV
  1.8 V PFE 3                       1791 mV
  1.2 V PFE 0                       1173 mV
  1.2 V PFE 1                       1179 mV
  1.2 V PFE 2                       1179 mV
  1.2 V PFE 3                       1185 mV
I2C Slave Revision                  6
FPC 6 status:
State                               Online
Temperature Intake                  25 degrees C / 77 degrees F
Temperature Exhaust A               38 degrees C / 100 degrees F
Temperature Exhaust B               38 degrees C / 100 degrees F
Temperature I3 0 TSensor             40 degrees C / 104 degrees F
Temperature I3 0 Chip                40 degrees C / 104 degrees F
Temperature I3 1 TSensor             40 degrees C / 104 degrees F
Temperature I3 1 Chip                38 degrees C / 100 degrees F
Temperature I3 2 TSensor             37 degrees C / 98 degrees F
Temperature I3 2 Chip                32 degrees C / 89 degrees F
Temperature I3 3 TSensor             34 degrees C / 93 degrees F
Temperature I3 3 Chip                33 degrees C / 91 degrees F
Temperature IA 0 TSensor             45 degrees C / 113 degrees F
Temperature IA 0 Chip                47 degrees C / 116 degrees F
Temperature IA 1 TSensor             37 degrees C / 98 degrees F
Temperature IA 1 Chip                42 degrees C / 107 degrees F
Power
  1.5 V                             1485 mV
  2.5 V                             2510 mV
  3.3 V                             3332 mV
  1.8 V PFE 0                       1801 mV
  1.8 V PFE 1                       1814 mV
  1.8 V PFE 2                       1804 mV
  1.8 V PFE 3                       1820 mV
  1.2 V PFE 0                       1192 mV
  1.2 V PFE 1                       1189 mV
  1.2 V PFE 2                       1202 mV
  1.2 V PFE 3                       1156 mV
I2C Slave Revision                  40

```

show chassis
environment fpc
(MX480 Router with

```
user@host> show chassis environment fpc
FPC 0 status:
  State           Online
  Temperature Intake 32 degrees C / 89 degrees F
```

100-Gigabit Ethernet
CFP)

```

Temperature Exhaust A      39 degrees C / 102 degrees F
Temperature Exhaust B      37 degrees C / 98 degrees F
Temperature QX 0 TSen      44 degrees C / 111 degrees F
Temperature QX 0 Chip      48 degrees C / 118 degrees F
Temperature LU 0 TCAM TSen 44 degrees C / 111 degrees F
Temperature LU 0 TCAM Chip 47 degrees C / 116 degrees F
Temperature LU 0 TSen      44 degrees C / 111 degrees F
Temperature LU 0 Chip      48 degrees C / 118 degrees F
Temperature MQ 0 TSen      44 degrees C / 111 degrees F
Temperature MQ 0 Chip      47 degrees C / 116 degrees F
Power
MPC-BIAS3V3-z12105        3297 mV
MPC-VDD3V3-z12105        3306 mV
MPC-VDD2V5-z12105        2498 mV
MPC-TCAM_1V0-z12004       999 mV
MPC-AVDD1V0-z12006        999 mV
MPC-VDD1V8-z12006        1796 mV
MPC-PCIE_1V0-z12006       1002 mV
MPC-LU0_1V0-z12004        997 mV
MPC-MQ0_1V0-z12004        995 mV
MPC-VDD_1V5-z12004        1496 mV
MPC-PMB_1V1-z12006        1094 mV
MPC-9VA-BMR453            9054 mV
MPC-9VB-BMR453            9037 mV
MPC-PMB_1V2-z12106        1191 mV
MPC-QXM0_1V0-z12006       1000 mV
I2C Slave Revision        66
FPC 1 status:
State                      Online
Temperature Intake          35 degrees C / 95 degrees F
Temperature Exhaust A      50 degrees C / 122 degrees F
Temperature Exhaust B      56 degrees C / 132 degrees F
Temperature LU 0 TSen      46 degrees C / 114 degrees F
Temperature LU 0 Chip      59 degrees C / 138 degrees F
Temperature LU 1 TSen      46 degrees C / 114 degrees F
Temperature LU 1 Chip      45 degrees C / 113 degrees F
Temperature LU 2 TSen      46 degrees C / 114 degrees F
Temperature LU 2 Chip      60 degrees C / 140 degrees F
Temperature LU 3 TSen      46 degrees C / 114 degrees F
Temperature LU 3 Chip      71 degrees C / 159 degrees F
Temperature XM 0 TSen      46 degrees C / 114 degrees F
Temperature XM 0 Chip      -18 degrees C / 0 degrees F
Temperature XF 0 TSen      46 degrees C / 114 degrees F
Temperature XF 0 Chip      76 degrees C / 168 degrees F
Power
MPC-BIAS3V3-z12105        3292 mV
MPC-VDD3V3-z16100        3303 mV
MPC-VDD2V5-z16100        2501 mV
MPC-VDD1V8-z12004        1801 mV
MPC-AVDD1V0-z12006        996 mV
MPC-VDD1V2-z16100        1199 mV
MPC-VDD1V5A-z12004       1493 mV
MPC-VDD1V5B-z12004       1498 mV
MPC-XF_0V9-z12006        996 mV
MPC-PCIE_1V0-z16100       1000 mV
MPC-LU0_1V0-z12004        994 mV
MPC-LU1_1V0-z12004        994 mV
MPC-LU2_1V0-z12004        992 mV
MPC-LU3_1V0-z12004        993 mV
MPC-12VA-BMR453          12003 mV
MPC-12VB-BMR453          12043 mV

```

MPC-PMB_1V1-z12006	1091 mV
MPC-PMB_1V2-z12106	1196 mV
MPC-XM_0V9-vt273m	899 mV
I2C Slave Revision	106

**show chassis
environment fpc
(MX240, MX480,
MX960 with
Application Services
Modular Line Card**

user@host>show chassis environment fpc 1

FPC 1 status:

State	Online
Temperature Intake	36 degrees C / 96 degrees F
Temperature Exhaust A	39 degrees C / 102 degrees F
Temperature LU TSen	52 degrees C / 125 degrees F
Temperature LU Chip	54 degrees C / 129 degrees F
Temperature XM TSen	52 degrees C / 125 degrees F
Temperature XM Chip	60 degrees C / 140 degrees F
Temperature PCIE TSen	52 degrees C / 125 degrees F
Temperature PCIE Chip	69 degrees C / 156 degrees F
Power	
MPC-BIAS3V3-z12106	3302 mV
MPC-VDD3V3-z16100	3325 mV
MPC-AVDD1V0-z16100	1007 mV
MPC-PCIE_1V0-z16100	904 mV
MPC-LU0_1V0-z12004	996 mV
MPC-VDD_1V5-z12004	1498 mV
MPC-12VA-BMR453	11733 mV
MPC-12VB-BMR453	11728 mV
MPC-XM_0V9-vt273m	900 mV
I2C Slave Revision	81

**show chassis
environment fpc**

user@host> show chassis environment fpc

FPC 0 status:

State	Online
-------	--------

(T320, T640, and
T1600 Routers)

```

Temperature Top           42 degrees C / 107 degrees F
Temperature Bottom        36 degrees C / 96 degrees F
Temperature MMB1          39 degrees C / 102 degrees F
Power:
  1.8 V                   1959 mV
  2.5 V                   2495 mV
  3.3 V                   3344 mV
  5.0 V                   5047 mV
  1.8 V bias              1787 mV
  3.3 V bias              3291 mV
  5.0 V bias              4998 mV
  8.0 V bias              7343 mV
BUS Revision              40
FPC 1 status:
State                     Online
Temperature Top           42 degrees C / 107 degrees F
Temperature Bottom        39 degrees C / 102 degrees F
Temperature MMB1          40 degrees C / 104 degrees F
Power:
  1.8 V                   1956 mV
  2.5 V                   2498 mV
  3.3 V                   3340 mV
  5.0 V                   5023 mV
  1.8 V bias              1782 mV
  3.3 V bias              3277 mV
  5.0 V bias              4989 mV
  8.0 V bias              7289 mV
BUS Revision              40
FPC 2 status:
State                     Online
Temperature Top           43 degrees C / 109 degrees F
Temperature Bottom        39 degrees C / 102 degrees F
Temperature MMB1          41 degrees C / 105 degrees F
Power:
  1.8 V                   1963 mV
  2.5 V                   2503 mV
  3.3 V                   3340 mV
  5.0 V                   5042 mV
  1.8 V bias              1797 mV
  3.3 V bias              3311 mV
  5.0 V bias              5013 mV
  8.0 V bias              7221 mV
BUS Revision              40

```

show chassis
environment fpc
(T4000 Router)

```

user@host> show chassis environment fpc
FPC 0 status:
State                     Online
Fan Intake                34 degrees C / 93 degrees F
Fan Exhaust               48 degrees C / 118 degrees F
PMB                       47 degrees C / 116 degrees F
LMB0                      50 degrees C / 122 degrees F
LMB1                      41 degrees C / 105 degrees F
LMB2                      35 degrees C / 95 degrees F
PFE1 LU2                 46 degrees C / 114 degrees F
PFE1 LU0                 41 degrees C / 105 degrees F
PFE0 LU0                 57 degrees C / 134 degrees F
XF1                      47 degrees C / 116 degrees F
XF0                      52 degrees C / 125 degrees F
XM1                      41 degrees C / 105 degrees F
XM0                      50 degrees C / 122 degrees F
PFE0 LU1                 56 degrees C / 132 degrees F

```

PFE0 LU2	45 degrees C / 113 degrees F
PFE1 LU1	37 degrees C / 98 degrees F
Power 1	
1.0 V	991 mV
1.2 V bias	1195 mV
1.8 V	1788 mV
2.5 V	2483 mV
3.3 V	3289 mV
3.3 V bias	3299 mV
12.0 V A	10608 mV
12.0 V B	10637 mV
Power 2	
0.9 V	881 mV
0.9 V PFE0	916 mV
0.9 V PFE1	903 mV
1.0 V PFE0	1012 mV
1.0 V PFE1	1002 mV
1.1 V	1095 mV
1.5 V_0	1494 mV
1.5 V_1	1479 mV
Power 3	
1.0 V PFE0	1000 mV
1.0 V PFE1	1002 mV
1.0 V PFE0 *	995 mV
1.0 V PFE1 *	995 mV
1.8 V PFE 0	1788 mV
1.8 V PFE 1	1789 mV
2.5 V	2482 mV
12.0 V	11614 mV
Power 4	
1.0 V PFE0 LU0	1003 mV
1.0 V PFE1 LU0	1003 mV
1.0 V PFE1 LU2	1004 mV
1.0 V PFE0 LU0 *	995 mV
1.0 V PFE1 LU0 *	998 mV
1.0 V PFE1 LU2 *	996 mV
12.0 V	11643 mV
12.0 V C	11711 mV
Power (Base/PMB/MMB)	
LMB0 VDD2V5	2488 mV
LMB0 VDD1V8	1788 mV
LMB0 VDD1V5	1496 mV
LMB0 PFE0 LU0 AVDD1V0	1002 mV
LMB0 PFE0 LU0 VDD1V0	1000 mV
LMB0 VDD12V0	10752 mV
LMB1 VDD2V5	2472 mV
LMB1 VDD1V8	1792 mV
LMB1 VDD1V5	1480 mV
LMB1 PFE0 LU2 AVDD1V0	994 mV
LMB1 PFE0 LU2 VDD1V0	1002 mV
LMB1 VDD12V0	10800 mV
LMB2 VDD2V5	2472 mV
LMB2 VDD1V8	1792 mV
LMB2 VDD1V5	1486 mV
LMB2 PFE1 LU1 AVDD1V0	996 mV
LMB2 PFE1 LU1 VDD1V0	998 mV
LMB2 VDD12V0	10704 mV
PMB 1.05v	1049 mV
PMB 1.5v	1500 mV
PMB 2.5v	2500 mV
PMB 3.3v	3299 mV


```

Bus Revision                                113
FPC 3 status:
State                                       Online
Fan Intake                                37 degrees C / 98 degrees F
Fan Exhaust                               51 degrees C / 123 degrees F
PMB                                       43 degrees C / 109 degrees F
LMB0                                      57 degrees C / 134 degrees F
LMB1                                      54 degrees C / 129 degrees F
LMB2                                      38 degrees C / 100 degrees F
PFE1 LU2                                 63 degrees C / 145 degrees F
PFE1 LU0                                 45 degrees C / 113 degrees F
PFE0 LU0                                 69 degrees C / 156 degrees F
XF1                                      62 degrees C / 143 degrees F
XF0                                      63 degrees C / 145 degrees F
XM1                                      43 degrees C / 109 degrees F
XM0                                      67 degrees C / 152 degrees F
PFE0 LU1                                 63 degrees C / 145 degrees F
PFE0 LU2                                 66 degrees C / 150 degrees F
PFE1 LU1                                 41 degrees C / 105 degrees F

Power 1
  1.0 V                                  1002 mV
  1.2 V bias                             1201 mV
  1.8 V                                  1785 mV
  2.5 V                                  2485 mV
  3.3 V                                  3288 mV
  3.3 V bias                             3285 mV
  12.0 V A                               10412 mV
  12.0 V B                               10515 mV

Power 2
  0.9 V                                  882 mV
  0.9 V PFE0                             920 mV
  0.9 V PFE1                             905 mV
  1.0 V PFE0                             1015 mV
  1.0 V PFE1                             1001 mV
  1.1 V                                  1094 mV
  1.5 V_0                                1495 mV
  1.5 V_1                                1478 mV

Power 3
  0.92 V PFE1                             998 mV
  1.0 V PFE0                             997 mV
  1.0 V PFE0 *                             992 mV
  1.0 V PFE1 *                             991 mV
  1.8 V PFE 0                             1780 mV
  1.8 V PFE 1                             1797 mV
  2.5 V                                  2492 mV
  12.0 V                                  11604 mV

Power 4
  1.0 V PFE0 LU0                           1003 mV
  1.0 V PFE1 LU0                           1004 mV
  1.0 V PFE1 LU2                           1003 mV
  1.0 V PFE0 LU0 *                         1000 mV
  1.0 V PFE1 LU0 *                         1001 mV
  1.0 V PFE1 LU2 *                         1003 mV
  12.0 V                                  11653 mV
  12.0 V C                                  11672 mV

Power (Base/PMB/MMB)
  LMB0 VDD2V5                             2512 mV
  LMB0 VDD1V8                             1790 mV
  LMB0 VDD1V5                             1500 mV
  LMB0 PFE0 LU0 AVDD1V0                   1004 mV
  LMB0 PFE0 LU0 VDD1V0                   1002 mV

```

LMB0 VDD12V0	10608 mV
LMB1 VDD2V5	2472 mV
LMB1 VDD1V8	1788 mV
LMB1 VDD1V5	1480 mV
LMB1 PFE0 LU2 AVDD1V0	1000 mV
LMB1 PFE0 LU2 VDD1V0	1004 mV
LMB1 VDD12V0	10672 mV
LMB2 VDD2V5	2488 mV
LMB2 VDD1V8	1798 mV
LMB2 VDD1V5	1494 mV
LMB2 PFE1 LU1 AVDD1V0	1000 mV
LMB2 PFE1 LU1 VDD1V0	1004 mV
LMB2 VDD12V0	10528 mV
PMB 1.05v	1050 mV
PMB 1.5v	1500 mV
PMB 2.5v	2499 mV
PMB 3.3v	3299 mV
Bus Revision	113
FPC 5 status:	
State	Online
Temperature Top	39 degrees C / 102 degrees F
Temperature Bottom	38 degrees C / 100 degrees F
Power	
1.8 V	1804 mV
1.8 V bias	1802 mV
3.3 V	3294 mV
3.3 V bias	3277 mV
5.0 V bias	5008 mV
5.0 V TOP	5067 mV
8.0 V bias	6642 mV
Power (Base/PMB/MMB)	
1.2 V	1202 mV
1.5 V	1504 mV
5.0 V BOT	5079 mV
12.0 V TOP Base	11848 mV
12.0 V BOT Base	11780 mV
1.1 V PMB	1111 mV
1.2 V PMB	1189 mV
1.5 V PMB	1494 mV
1.8 V PMB	1819 mV
2.5 V PMB	2503 mV
3.3 V PMB	3294 mV
5.0 V PMB	5035 mV
12.0 V PMB	11788 mV
0.75 MMB TOP	766 mV
1.5 V MMB TOP	1484 mV
1.8 V MMB TOP	1772 mV
2.5 V MMB TOP	2485 mV
1.2 V MMB TOP	1137 mV
5.0 V MMB TOP	4946 mV
12.0 V MMB TOP	11772 mV
3.3 V MMB TOP	3289 mV
0.75 MMB BOT	759 mV
1.5 V MMB BOT	1482 mV
1.8 V MMB BOT	1792 mV
2.5 V MMB BOT	2490 mV
1.2 V MMB BOT	1145 mV
5.0 V MMB BOT	4922 mV
12.0 V MMB BOT	11625 mV
3.3 V MMB BOT	3282 mV
APS 00	2495 mV

```

APS 01                3308 mV
APS 02                3301 mV
5.0 V PIC 0           4967 mV
APS 10                2512 mV
APS 11                3316 mV
APS 12                3304 mV
5.0 V PIC 1           5081 mV
Bus Revision           49
FPC 6 status:
State                 Online
Fan Intake             34 degrees C / 93 degrees F
Fan Exhaust            49 degrees C / 120 degrees F
PMB                    40 degrees C / 104 degrees F
LMB0                   60 degrees C / 140 degrees F
LMB1                   58 degrees C / 136 degrees F
LMB2                   40 degrees C / 104 degrees F
PFE1 LU2               69 degrees C / 156 degrees F
PFE1 LU0               45 degrees C / 113 degrees F
PFE0 LU0               71 degrees C / 159 degrees F
XF1                    58 degrees C / 136 degrees F
XF0                    65 degrees C / 149 degrees F
XM1                    40 degrees C / 104 degrees F
XM0                    66 degrees C / 150 degrees F
PFE0 LU1               69 degrees C / 156 degrees F
PFE0 LU2               68 degrees C / 154 degrees F
PFE1 LU1               42 degrees C / 107 degrees F
Power 1
1.0 V                  998 mV
1.2 V bias             1191 mV
1.8 V                  1781 mV
2.5 V                  2487 mV
3.3 V                  3302 mV
3.3 V bias             3300 mV
12.0 V A               10388 mV
12.0 V B               10388 mV
Power 2
0.9 V                  902 mV
0.9 V PFE0             921 mV
0.9 V PFE1             907 mV
1.0 V PFE0             996 mV
1.0 V PFE1             974 mV
1.1 V                  1095 mV
1.5 V_0                1495 mV
1.5 V_1                1478 mV
Power 3
1.0 V PFE0             997 mV
1.0 V PFE1             998 mV
1.0 V PFE0 *           993 mV
1.0 V PFE1 *           991 mV
1.8 V PFE 0            1796 mV
1.8 V PFE 1            1789 mV
2.5 V                  2465 mV
12.0 V                 11609 mV
Power 4
1.0 V PFE0 LU0         1003 mV
1.0 V PFE1 LU0         1006 mV
1.0 V PFE1 LU2         1002 mV
1.0 V PFE0 LU0 *       1000 mV
1.0 V PFE1 LU0 *       998 mV
1.0 V PFE1 LU2 *       998 mV
12.0 V                 11638 mV

```

```

12.0 V C 11702 mV
Power (Base/PMB/MMB)
LMB0 VDD2V5 2484 mV
LMB0 VDD1V8 1780 mV
LMB0 VDD1V5 1496 mV
LMB0 PFE0 LU0 AVDD1V0 998 mV
LMB0 PFE0 LU0 VDD1V0 1004 mV
LMB0 VDD12V0 10528 mV
LMB1 VDD2V5 2472 mV
LMB1 VDD1V8 1776 mV
LMB1 VDD1V5 1474 mV
LMB1 PFE0 LU2 AVDD1V0 994 mV
LMB1 PFE0 LU2 VDD1V0 1004 mV
LMB1 VDD12V0 10544 mV
LMB2 VDD2V5 2476 mV
LMB2 VDD1V8 1790 mV
LMB2 VDD1V5 1492 mV
LMB2 PFE1 LU1 AVDD1V0 996 mV
LMB2 PFE1 LU1 VDD1V0 1010 mV
LMB2 VDD12V0 10528 mV
PMB 1.05v 1050 mV
PMB 1.5v 1499 mV
PMB 2.5v 2500 mV
PMB 3.3v 3300 mV
Bus Revision 80

```

show chassis
environment fpc lcc 0
(TX Matrix Router)

```

user@host> show chassis environment fpc lcc 0
lcc0-re0:

```

```

-----
FPC 1 status:
State Online
Temperature Top 30 degrees C / 86 degrees F
Temperature Bottom 25 degrees C / 77 degrees F
Temperature MMB0 Absent
Temperature MMB1 27 degrees C / 80 degrees F
Power:
1.8 V 1813 mV
2.5 V 2504 mV
3.3 V 3338 mV
5.0 V 5037 mV
1.8 V bias 1797 mV
3.3 V bias 3301 mV
5.0 V bias 5013 mV
8.0 V bias 7345 mV
BUS Revision 40
FPC 2 status:
State Online
Temperature Top 37 degrees C / 98 degrees F
Temperature Bottom 26 degrees C / 78 degrees F
Temperature MMB0 32 degrees C / 89 degrees F
Temperature MMB1 27 degrees C / 80 degrees F
Power:
1.8 V 1791 mV
2.5 V 2517 mV
3.3 V 3308 mV
5.0 V 5052 mV
1.8 V bias 1797 mV
3.3 V bias 3289 mV
5.0 V bias 4991 mV
8.0 V bias 7477 mV
BUS Revision 40

```

`show chassis
environment fpc lcc`

```
user@host> show chassis environment fpc lcc 0  
lcc0-re0:  
-----
```

(TX Matrix Plus Router)

```

FPC 1 status:
State                               Online
Temperature Top                     46 degrees C / 114 degrees F
Temperature Bottom                   47 degrees C / 116 degrees F
Power
  1.8 V                             1788 mV
  1.8 V bias                         1787 mV
  3.3 V                             3321 mV
  3.3 V bias                         3306 mV
  5.0 V bias                         5018 mV
  5.0 V TOP                         5037 mV
  8.0 V bias                         7223 mV
Power (Base/PMB/MMB)
  1.2 V                             1205 mV
  1.5 V                             1503 mV
  5.0 V BOT                         5084 mV
  12.0 V TOP Base                    11775 mV
  12.0 V BOT Base                    11794 mV
  1.1 V PMB                         1108 mV
  1.2 V PMB                         1196 mV
  1.5 V PMB                         1499 mV
  1.8 V PMB                         1811 mV
  2.5 V PMB                         2515 mV
  3.3 V PMB                         3318 mV
  5.0 V PMB                         5030 mV
  12.0 V PMB                        11832 mV
  0.75 MMB TOP                      752 mV
  1.5 V MMB TOP                     1489 mV
  1.8 V MMB TOP                     1782 mV
  2.5 V MMB TOP                     2498 mV
  1.2 V MMB TOP                     1155 mV
  5.0 V MMB TOP                     4902 mV
  12.0 V MMB TOP                    11721 mV
  3.3 V MMB TOP                     3316 mV
  0.75 MMB BOT                      754 mV
  1.5 V MMB BOT                     1482 mV
  1.8 V MMB BOT                     1758 mV
  2.5 V MMB BOT                     2488 mV
  1.2 V MMB BOT                     1157 mV
  5.0 V MMB BOT                     4962 mV
  12.0 V MMB BOT                    11691 mV
  3.3 V MMB BOT                     3308 mV
  APS 00                           1484 mV
  APS 01                           2503 mV
  APS 02                           3313 mV
  5.0 V PIC 0                       5025 mV
  APS 10                           1501 mV
  APS 11                           2466 mV
  APS 12                           3311 mV
  5.0 V PIC 1                       5081 mV
Bus Revision                         49

```

show chassis
environment fpc (QFX
Series)

```

user@switch> show chassis environment fpc 0
FPC 0 status:
State                               Online
Temperature                         42 degrees C / 107 degrees F

```

show chassis
environment fpc

```

user@switch> show chassis environment fpc interconnect-device interconnect1 0
FC 0 FPC 0 status:
State                               Online

```

interconnect-device (QFabric Systems)

```

Left Intake Temperature  24 degrees C / 75 degrees F
Right Intake Temperature 24 degrees C / 75 degrees F
Left Exhaust Temperature 27 degrees C / 80 degrees F
Right Exhaust Temperature 27 degrees C / 80 degrees F
Power
  BIAS 3V3                3330 mV
  VDD 3V3                 3300 mV
  VDD 2V5                 2502 mV
  VDD 1V5                 1496 mV
  VDD 1V2                 1194 mV
  VDD 1V0                 1000 mV
  SW0 VDD 1V0             1020 mV
  SW0 CVDD 1V025          1032 mV
  SW1 VDD 1V0             1022 mV
  SW1 CVDD 1V025          1030 mV
  VDD 12V0 DIV3_33        3414 mV

```

show chassis environment fpc 0

```

user@switch> show chassis environment fpc 0
FPC 0 status:
  State                Online

```

(PTX5000 Packet Transport Switch)

PMB Temperature	35 degrees C / 95 degrees F
Intake Temperature	33 degrees C / 91 degrees F
Exhaust A Temperature	51 degrees C / 123 degrees F
Exhaust B Temperature	43 degrees C / 109 degrees F
TL0 Temperature	48 degrees C / 118 degrees F
TQ0 Temperature	53 degrees C / 127 degrees F
TL1 Temperature	56 degrees C / 132 degrees F
TQ1 Temperature	58 degrees C / 136 degrees F
TL2 Temperature	55 degrees C / 131 degrees F
TQ2 Temperature	57 degrees C / 134 degrees F
TL3 Temperature	59 degrees C / 138 degrees F
TQ3 Temperature	59 degrees C / 138 degrees F
Power	
PMB 1.05v	1049 mV
PMB 1.5v	1500 mV
PMB 2.5v	2500 mV
PMB 3.3v	3299 mV
PFE0 1.5v	1500 mV
PFE0 1.0v	999 mV
TQ0 0.9v	900 mV
TL0 0.9v	900 mV
PFE1 1.5v	1499 mV
PFE1 1.0v	999 mV
TQ1 0.9v	899 mV
TL1 0.9v	900 mV
PFE2 1.5v	1500 mV
PFE2 1.0v	1000 mV
TQ2 0.9v	900 mV
TL2 0.9v	900 mV
PFE3 1.5v	1499 mV
PFE3 1.0v	1000 mV
TQ3 0.9v	900 mV
TL3 0.9v	900 mV
Bias 3.3v	3327 mV
FPC 3.3v	3300 mV
FPC 2.5v	2500 mV
SAM 0.9v	900 mV
A 12.0v	2014 mV
B 12.0v	2030 mV

show chassis
environment FPC1(MX

```

user@switch> show chassis environment fpc 1
FPC 1 status:
State                Online

```


Routers with Media Services Blade [MSB])

Temperature Intake	36 degrees C / 96 degrees F
Temperature Exhaust A	39 degrees C / 102 degrees F
Temperature LU TSen	52 degrees C / 125 degrees F
Temperature LU Chip	54 degrees C / 129 degrees F
Temperature XM TSen	52 degrees C / 125 degrees F
Temperature XM Chip	60 degrees C / 140 degrees F
Temperature PCIe TSen	52 degrees C / 125 degrees F
Temperature PCIe Chip	69 degrees C / 156 degrees F
Power	
MPC-BIAS3V3-z12106	3302 mV
MPC-VDD3V3-z16100	3325 mV
MPC-AVDD1V0-z16100	1007 mV
MPC-PCIE_1V0-z16100	904 mV
MPC-LU0_1V0-z12004	996 mV
MPC-VDD_1V5-z12004	1498 mV
MPC-12VA-BMR453	11733 mV
MPC-12VB-BMR453	11728 mV
MPC-XM_0V9-vt273m	900 mV
I2C Slave Revision	81

show chassis environment pem

Syntax	show chassis environment pem <slot>
Syntax (ACX4000 Router)	show chassis environment pem
Syntax (TX Matrix Routers)	show chassis environment pem <lcc number scc> <slot>
Syntax (TX Matrix Plus Routers)	show chassis environment pem <lcc number sfc number> <slot>
Syntax (MX Series Router)	show chassis environment pem <slot> <all-members> <local> <member member-id>
Syntax (QFX Series)	show chassis environment pem <slot (interconnect-device name slot) (node-device name)>
Release Information	Command introduced before Junos OS Release 7.4. Command introduced in Junos OS 11.3 for the QFX Series. Command introduced in Junos OS 12.3R2 for EX Series switches.
Description	Display Power Entry Module (PEM) environmental status information.



NOTE: The new high-capacity (4100W) enhanced DC PEM on MX960 routers includes a new design that can condition the input voltage. This results in the output voltage differing from the input voltage. The earlier generation of DC PEMs coupled the input power directly to the output, thereby making it safe to assume that the output voltage was equal to the input voltage.

- Options** **none**—Display environmental information about both PEMs. For the TX Matrix router, display environmental information about the PEMs, the TX Matrix router, and its attached T640 routers. For the TX Matrix Plus router, display environmental information about the PEMs, the TX Matrix Plus router, and its attached T1600 routers.
- all-members**—(MX Series routers only) (Optional) Display environmental information about the PEMs in all the member routers of the Virtual Chassis configuration.
- interconnect-device name**—(QFabric systems only) (Optional) Display chassis environmental information about the PEMs in the Interconnect device.

lcc *number*—(TX Matrix and TX Matrix Plus routers only) (Optional) On a TX Matrix router, display environmental information about the PEM in a specified T640 router (or line-card chassis) that is connected to a TX Matrix router. On a TX Matrix Plus router, display environmental information about the PEM in a specified T1600 router (or line-card chassis) that is connected to a TX Matrix Plus router. Replace ***number*** with a value from 0 through 3.

local—(MX Series routers only) (Optional) Display environmental information about the PEM in the local Virtual Chassis member.

member *member-id*—(MX Series routers only) (Optional) Display environmental information about the PEM in the specified member of the Virtual Chassis configuration. Replace ***member-id*** with a value of 0 or 1.

node-device *name*—(QFabric systems only) (Optional) Display chassis environmental information about the PEMs in the Node device.

scc—(TX Matrix routers only) (Optional) Display environmental information about the PEM in the TX Matrix router (or switch-card chassis).

sfc—(TX Matrix Plus routers only) (Optional) Display environmental information about the PEM in the TX Matrix Plus router (or switch-fabric chassis).

slot—(Optional) Display environmental information about an individual PEM. Replace ***slot*** with 0 or 1.

Required Privilege Level

view

Related Documentation

- [show chassis hardware on page 373](#)

List of Sample Output

[show chassis environment pem \(M40e Router\) on page 351](#)
[show chassis environment pem \(M120 Router\) on page 351](#)
[show chassis environment pem \(M160 Router\) on page 351](#)
[show chassis environment pem \(M320 Router\) on page 351](#)
[show chassis environment pem \(MX240 Router\) on page 352](#)
[show chassis environment pem \(MX480 Router\) on page 352](#)
[show chassis environment pem \(MX960 Router\) on page 352](#)
[show chassis environment pem \(T320 Router\) on page 352](#)
[show chassis environment pem \(T640 Router\) on page 352](#)
[show chassis environment pem \(T4000 Router\) on page 353](#)
[show chassis environment pem \(T640/T1600/T4000 Routers With Six-Input DC Power Supply\) on page 353](#)
[show chassis environment pem lcc \(TX Matrix Routing Matrix\) on page 353](#)
[show chassis environment pem scc \(TX Matrix Routing Matrix\) on page 354](#)
[show chassis environment pem sfc \(TX Matrix Plus Routing Matrix\) on page 354](#)
[show chassis environment pem lcc \(TX Matrix Plus Routing Matrix\) on page 354](#)
[show chassis environment pem node-device \(QFabric System\) on page 355](#)
[show chassis environment pem \(QFX Series\) on page 355](#)
[show chassis environment pem interconnect-device \(QFabric System\) on page 355](#)

Output Fields Table 17 on page 350 lists the output fields for the **show chassis environment pem** command. Output fields are listed in the approximate order in which they appear.

Table 17: show chassis environment pem Output Fields

Field Name	Field Description
PEM slot status	Number of the PEM slot.
State	Status of the PEM.
Temperature	Temperature of the air flowing past the PEM.
AC Input	Status of the AC input for the specified component
AC Output	Status of the AC output for the specified component.
DC input	Status of the DC input for the specified component.
DC output	Status of the DC output for the specified component.
Load	(Not available on M40e or M160 routers) Information about the load on supply, in percentage of rated current being used.
Voltage	(M120, M160, M320, T640, T1600, TX Matrix, and TX Matrix Plus routers only) Information about voltage supplied to the PEM.
Current	(T640, T1600, TX Matrix, and TX Matrix Plus routers only) Information about the PEM current.
Power	(T640, T1600, TX Matrix, and TX Matrix Plus routers only) Information about the PEM power.
SCG/CB/SIB	(T640, T1600, TX Matrix, and TX Matrix Plus routers only) SONET Clock Generator/Control Board/Switch Interface Board.
FAN	(T640, T1600, and T4000 routers with six-input DC power supply only) Information about the DC output to the fan.

Sample Output

show chassis
environment pem
(M40e Router)

```
user@host> show chassis environment pem
PEM 0 status:
  State                Online
  Temperature          OK
  AC input             OK
  DC output            OK
```

show chassis
environment pem
(M120 Router)

```
user@host> show chassis environment pem
PEM 0 status:
  State                Online
  Temperature          OK
  DC Input:            OK
  DC Output:           OK
  Load                Less than 20 percent
  Voltage:
    48.0 V input       52864 mV
    48.0 V fan supply  41655 mV
    3.3 V              3399 mV
PEM 1 status:
  State                Online
  Temperature          OK
  DC Input:            OK
  DC Output:           OK
  Load                Less than 20 percent
  Voltage:
    48.0 V input       54537 mV
    48.0 V fan supply  42910 mV
    3.3 V              3506 mV
```

show chassis
environment pem
(M160 Router)

```
user@host> show chassis environment pem
PEM 0 status:
  State                Online
  Temperature          OK
  DC input             OK
  DC output            OK
  Load                Less than 20 percent
  Voltage:
    48.0 V input       54833 mV
    48.0 V fan supply  50549 mV
    8.0 V bias         8239 mV
    5.0 V bias         5006 mV
```

show chassis
environment pem
(M320 Router)

```
user@host> show chassis environment pem
PEM 2 status:
  State                Online
  Temperature          OK
  DC input             OK
  Load                Less than 40 percent
    48.0 V input       51853 mV
    48.0 V fan supply  48877 mV
    8.0 V bias         8449 mV
    5.0 V bias         4998 mV
PEM 3 status:
  State                Online
  Temperature          OK
```

```

DC input          OK
Load              Less than 40 percent
  48.0 V input    51717 mV
  48.0 V fan supply 49076 mV
  8.0 V bias      8442 mV
  5.0 V bias      4998 mV

```

show chassis environment pem (MX240 Router)

```

user@host> show chassis environment pem
PEM 0 status:
  State          Online
  Temperature     OK
  DC Output:     OK
PEM 1 status:
  State          Online
  Temperature     OK
  DC Output:     OK

```

show chassis environment pem (MX480 Router)

```

user@host> show chassis environment pem
PEM 0 status:
  State          Online
  Temperature     OK
  DC Input:      OK
  DC Output:     OK
  Voltage:
PEM 1 status:
  State          Online
  Temperature     OK
  DC Input:      OK
  DC Output:     OK
  Voltage:

```

show chassis environment pem (MX960 Router)

```

user@host> show chassis environment pem
PEM 2 status:
  State          Present
PEM 3 status:
  State          Online
  Temperature     OK
  DC Output:     OK

```

show chassis environment pem (T320 Router)

```

user@host> show chassis environment pem
PEM 0 status:
  State          Online
  Temperature     OK
  DC input:      OK

```

show chassis environment pem (T640 Router)

```

user@host> show chassis environment pem
PEM 0 status:
  State          Online
  Temperature     22 degrees C / 71 degrees F
  AC input: OK
  DC output:
    Voltage      Current      Power      Load
    FPC 0        56875        606        34        4
    FPC 1        57016        525        29        3
    FPC 2         0         0         0         0
    FPC 3         0         0         0         0
    FPC 4         0         0         0         0
    FPC 5         0         0         0         0

```

FPC 6	57158	1581	90	12
FPC 7	0	0	0	0
SCG/CB/SIB	56750	1125	63	5

**show chassis
environment pem
(T4000 Router)**

```
user@host> show chassis environment pem
PEM 0 status:
State                Online
Temperature          33 degrees C / 91 degrees F
DC Input:            OK
Voltage(V)  Current(A)  Power(W)  Load(%)
INPUT 0      54.625      9.812      535      22
INPUT 1      54.625     10.250      559      23
INPUT 2      55.125      0.125        6       0
INPUT 3      54.500     10.062      548      22
INPUT 4      54.750      9.375      513      21
INPUT 5      54.750     10.187      557      23
DC Output    Voltage(V)  Current(A)  Power(W)  Load(%)
FPC 0        55.750     10.125      564      37
FPC 1        51.625      0.000        0       0
FPC 2        52.000      0.000        0       0
FPC 3        55.062     10.437      574      38
FPC 4        52.125      0.000        0       0
FPC 5        55.000      9.375      515      34
FPC 6        55.187      9.687      534      35
FPC 7        51.437      0.000        0       0
SCG/CB/SIB   55.375     15.750      872      35
FAN          54.562     14.750      804      42
```

**show chassis
environment pem
(T640/T1600/T4000
Routers With Six-Input
DC Power Supply)**

```
user@host> show chassis environment pem
PEM 1 status:
State                Online
Temperature          36 degrees C / 96 degrees F
DC Input:            OK
Voltage(V)  Current(A)  Power(W)  Load(%)
INPUT 0      0.000      0.000        0       0
INPUT 1      54.875      3.812      209      27
INPUT 2      55.375      3.937      218      29
INPUT 3      54.625      3.750      204      27
INPUT 4      55.125      3.375      186      24
INPUT 5      55.125      3.375      186      24
DC Output    Voltage(V)  Current(A)  Power(W)  Load(%)
FPC 0        52.312      0.000        0       0
FPC 1        52.687      0.000        0       0
FPC 2        52.812      0.000        0       0
FPC 3        55.812      7.062      394      52
FPC 4        52.625      0.000        0       0
FPC 5        52.625      0.000        0       0
FPC 6        52.750      0.000        0       0
FPC 7        52.750      0.000        0       0
SCG/CB/SIB   55.937     11.937      667      55
FAN          55.812      4.937      275      36
```

**show chassis
environment pem lcc**

```
user@host> show chassis environment pem 0 lcc 0
lcc0-re0:
-----
```

(TX Matrix Routing Matrix)

```

PEM 0 status:
State                Present
Temperature          27 degrees C / 80 degrees F
DC input:            Check
DC output:           Voltage Current      Power      Load
FPC 0                0         0         0         0
FPC 1                0         0         0         0
FPC 2                0         0         0         0
FPC 3                0         0         0         0
FPC 4                0         0         0         0
FPC 5                0         0         0         0
FPC 6                0         0         0         0
FPC 7                0         0         0         0
SCG/CB/SIB           0         0         0         0

```

**show chassis
environment pem scc
(TX Matrix Routing Matrix)**

```

user@host> show chassis environment pem scc
scc-re0:

```

```

-----
PEM 1 status:
State                Online
Temperature          24 degrees C / 75 degrees F
DC input:            OK
DC output:           Voltage Current      Power      Load
SIB 0                0         0         0         0
SIB 1                0         0         0         0
SIB 2                0         0         0         0
SIB 3                56550        0         0         0
SIB 4                55958       6912       386       51

```

**show chassis
environment pem sfc
(TX Matrix Plus Routing Matrix)**

```

user@host> show chassis environment pem sfc 0
sfc0-re0:

```

```

-----
PEM 0 status:
State                Online
Temperature          35 degrees C / 95 degrees F
DC Input:            OK
DC Output            Voltage Current      Power      Load
Channel 0            53820   14140       761       59
Channel 1            53550   12720       681       53
Channel 2            53840   12930       696       54
Channel 3            53690   14990       804       63
Channel 4            53620   15070       808       63
Channel 5            53900   14820       798       62
Channel 6            54120   5020        271       21

```

**show chassis
environment pem lcc**

```

user@host> show chassis environment lcc 0
lcc0-re1:

```


(TX Matrix Plus Routing Matrix)

```

-----
PEM 0 status:
  State                Online
  Temperature          38 degrees C / 100 degrees F
  DC Input:           OK
  DC Output            Voltage    Current    Power    Load
                      0          0          0        0
    FPC 0              0          0          0        0
    FPC 1              0          0          0        0
    FPC 2              0          0          0        0
    FPC 3              0          0          0        0
    FPC 4             56408      7575        427       56
    FPC 5              0          0          0        0
    FPC 6             56266      7956        447       59
    FPC 7             56283      6100        343       45
    SCG/CB/SIB        55916      8950        500       41

PEM 1 status:
  State                Present
  Temperature          35 degrees C / 95 degrees F
  DC Input:           Check
  DC Output            Voltage    Current    Power    Load
                      0          0          0        0
    FPC 0              0          0          0        0
    FPC 1              0          0          0        0
    FPC 2              0          0          0        0
    FPC 3              0          0          0        0
    FPC 4              0          0          0        0
    FPC 5              0          0          0        0
    FPC 6              0          0          0        0
    FPC 7              0          0          0        0
    SCG/CB/SIB        0          0          0        0

```

show chassis
environment pem
node-device (QFabric
System)

```

user@switch> show chassis environment pem node-device node1
FPC 0 PEM 0 status:
  State                Check
  Airflow              Front to Back
  Temperature          OK
  AC Input:           OK
  DC Output            Voltage(V) Current(A) Power(W) Load(%)
                      12          10        120      18

FPC 0 PEM 1 status:
  State                Online
  Airflow              Back to Front
  Temperature          OK
  AC Input:           OK
  DC Output            Voltage(V) Current(A) Power(W) Load(%)
                      11          10        110      17

```

show chassis
environment pem
(QFX Series)

```

user@switch> show chassis environment pem
FPC 0 PEM 1 status:
  State                Online
  Airflow              Front to Back
  Temperature          OK
  AC Input:           OK
  DC Output            Voltage(V) Current(A) Power(W) Load(%)
                      12          17        204      31

```

show chassis
environment pem

```

user@switch> show chassis environment pem interconnect-device IC11
IC1 PEM 1 status:
  State                Online

```

interconnect-device
(QFabric System)

Airflow
Temperature
AC Input:
DC Output

Front to Back			
OK			
OK			
Voltage(V)	Current(A)	Power(W)	Load(%)
12	18	216	33

show chassis environment routing-engine

Syntax	show chassis environment routing-engine <slot>
Syntax (TX Matrix Routers)	show chassis environment routing-engine <lcc <i>number</i> scc> <slot>
Syntax (TX Matrix Plus Routers)	show chassis environment routing-engine <lcc <i>number</i> sfc <i>number</i> > <slot>
Syntax (MX2010 3D Universal Edge Routers)	show chassis environment routing-engine <slot>
Syntax (MX Series Routers)	show chassis environment routing-engine <slot> <all-members> <local> <member <i>member-id</i> >
Syntax (MX2020 3D Universal Edge Routers)	show chassis environment routing-engine <slot>
Syntax (QFX Series)	show chassis environment routing-engine interconnect-device <i>name</i>
Release Information	<p>Command introduced before Junos OS Release 7.4.</p> <p>Command introduced in Junos OS Release 9.0 for EX Series switches.</p> <p>sfc option introduced for the TX Matrix Plus router in Junos OS Release 9.6.</p> <p>Command introduced in Junos OS Release 11.1 for the QFX Series.</p> <p>Command introduced in Junos OS Release 12.1 for the PTX Series Packet Transport Switches.</p> <p>Command introduced in Junos OS Release 12.1 for the T4000 Core Routers.</p> <p>Command introduced in Junos OS Release 12.3 for MX2020 3D Universal Edge Routers.</p> <p>Command introduced in Junos OS Release 12.3 for MX2010 3D Universal Edge Routers.</p>
Description	Display Routing Engine environmental status information.
Options	<p>none—Display environmental information about all Routing Engines. For a TX Matrix router, display environmental information about all Routing Engines on the TX Matrix router and its attached T640 routers. For a TX Matrix Plus router, display environmental information about all Routing Engines on the TX Matrix Plus router and its attached T1600 routers.</p> <p>all-members—(MX Series routers only) (Optional) Display environmental information about the Routing Engines in all member routers in the Virtual Chassis configuration.</p>

interconnect-device *name*—(QFabric systems only) (Optional) Display environmental information about the Routing Engines for the Interconnect device.

lcc *number*—(TX Matrix and TX Matrix routers only) (Optional) On a TX Matrix router, display environmental information about the Routing Engine in a specified T640 router (or line-card chassis) that is connected to the TX Matrix router. On a TX Matrix Plus router, display environmental information about the Routing Engine in a specified T1600 router (or line-card chassis) that is connected to the TX Matrix Plus router. Replace ***number*** with a value from 0 through 3.

local—(MX Series routers only) (Optional) Display environmental information about the Routing Engines in the local Virtual Chassis member.

member *member-id*—(MX Series routers only) (Optional) Display environmental information about the Routing Engines in the specified member in the Virtual Chassis configuration. Replace ***member-id*** with the value of 0 or 1.

scc—(TX Matrix router only) (Optional) Display environmental information about the Routing Engine in the TX Matrix router (or switch-card chassis).

sfc—(TX Matrix Plus router only) (Optional) Display environmental information about the Routing Engine in the TX Matrix Plus router (or switch-fabric chassis).

slot—(Optional) Display environmental information about an individual Routing Engine. On M10i, M20, M40e, M120, M160, M320, MX Series, MX2020 routers, and T Series routers, replace **slot** with 0 or 1. On M5, M7i, M10, and M40 routers and on the J Series router, replace **slot** with 0. On EX3200 and EX4200 standalone switches, replace **slot** with 0. On EX4200 switches in a Virtual Chassis configuration and on EX8208 and EX8216 switches, replace **slot** with 0 or 1. On the QFX3500 switch, there is only one Routing Engine, so you do not need to specify the slot number. On PTX Series Packet Transport Switches, replace **slot** with 0 or 1

Required Privilege Level view

Related Documentation

- request chassis routing-engine master
- [show chassis routing-engine on page 498](#)

List of Sample Output

- [show chassis environment routing-engine \(Nonredundant\) on page 359](#)
- [show chassis environment routing-engine \(Redundant\) on page 359](#)
- [show chassis environment routing-engine \(MX2010 Router\) on page 359](#)
- [show chassis environment routing-engine \(MX2020 Router\) on page 359](#)
- [show chassis environment routing-engine \(TX Matrix Plus Router\) on page 360](#)
- [show chassis environment routing-engine \(T4000 Core Router\) on page 360](#)
- [show chassis environment routing-engine \(QFX Series\) on page 360](#)
- [show chassis environment routing-engine interconnect-device \(QFabric System\) on page 360](#)
- [show chassis environment routing-engine \(PTX5000 Packet Transport Switch\) on page 360](#)

Output Fields Table 18 on page 359 lists the output fields for the **show chassis environment routing-engine** command. Output fields are listed in the approximate order in which they appear.

Table 18: show chassis environment routing-engine Output Fields

Field Name	Field Description
Routing engine slot status	Number of the Routing Engine slot: 0 or 1.
State	Status of the Routing Engine: <ul style="list-style-type: none"> • Online Master—Routing Engine is online, operating as Master. • Online Standby—Routing Engine is online, operating as Standby. • Offline—Routing Engine is offline.
Temperature	Temperature of the air flowing past the Routing Engine.
CPU Temperature	(PTX Series and T4000 Core Routers only) Temperature of the air flowing past the Routing Engine CPU.

Sample Output

**show chassis
environment
routing-engine
(Nonredundant)**

```
user@host> show chassis environment routing-engine
Routing Engine 0 status:
  State                Online Master
  Temperature           27 degrees C / 80 degrees
```

**show chassis
environment
routing-engine
(Redundant)**

```
user@host> show chassis environment routing-engine
Route Engine 0 status:
  State:                Online Master
  Temperature:          26 degrees C / 78 degrees F
Route Engine 1 status:
  State:                Online Standby
  Temperature:          26 degrees C / 78 degrees F
```

**show chassis
environment
routing-engine
(MX2010 Router)**

```
user@host> show chassis environment routing-engine
Routing Engine 0 status:
  State                Online Master
  Temperature           37 degrees C / 98 degrees F
  CPU Temperature       37 degrees C / 98 degrees F
Routing Engine 1 status:
  State                Online Standby
  Temperature           35 degrees C / 95 degrees F
  CPU Temperature       34 degrees C / 93 degrees F
```

**show chassis
environment**

```
user@host> show chassis environment routing-engine
Routing Engine 0 status:
  State                Online Master
```

**routing-engine
(MX2020 Router)**

```

Temperature          35 degrees C / 95 degrees F
CPU Temperature       34 degrees C / 93 degrees F
Routing Engine 1 status:
State                Online Standby
Temperature          44 degrees C / 111 degrees F
CPU Temperature       43 degrees C / 109 degrees F

```

**show chassis
environment
routing-engine (TX
Matrix Plus Router)**

```

user@host> show chassis environment routing-engine
sfc0-re0:

```

```

-----
Routing Engine 0 status:
State                Online Master
Temperature          26 degrees C / 78 degrees F
Routing Engine 1 status:
State                Online Standby
Temperature          28 degrees C / 82 degrees F

```

```

lcc0-re0:

```

```

-----
Routing Engine 0 status:
State                Online Master
Temperature          30 degrees C / 86 degrees F
Routing Engine 1 status:
State                Online Standby
Temperature          29 degrees C / 84 degrees F

```

**show chassis
environment
routing-engine (T4000
Core Router)**

```

user@host> show chassis environment routing-engine

```

```

Routing Engine 0 status:
State                Online Master
Temperature          33 degrees C / 91 degrees F
CPU Temperature       50 degrees C / 122 degrees F
Routing Engine 1 status:
State                Online Standby
Temperature          33 degrees C / 91 degrees F
CPU Temperature       46 degrees C / 114 degrees F

```

**show chassis
environment
routing-engine (QFX
Series)**

```

user@switch> show chassis environment routing-engine

```

```

Routing Engine 0 status:
State                Online Master
Temperature          42 degrees C / 107 degrees F

```

**show chassis
environment
routing-engine
interconnect-device
(QFabric System)**

```

user@switch> show chassis environment routing-engine interconnect-device interconnect1
routing-engine interconnect-device interconnect1

```

```

Routing Engine 0 status:
State                Online Standby
Temperature          52 degrees C / 125 degrees F
Routing Engine 1 status:
State                Online Master
Temperature          57 degrees C / 134 degrees F

```

**show chassis
environment
routing-engine**

```

user@switch> show chassis environment routing-engine

```

```

Routing Engine 0 status:
State                Online Master
Temperature          55 degrees C / 131 degrees F

```

(PTX5000 Packet
Transport Switch)

CPU Temperature	66 degrees C / 150 degrees F
Routing Engine 1 status:	
State	Online Standby
Temperature	52 degrees C / 125 degrees F
CPU Temperature	64 degrees C / 147 degrees F

show chassis fan

Syntax	show chassis fan
Syntax (ACX4000 Series Router)	show chassis fan
Syntax (MX Series Router)	show chassis fan <all-members> <local> <member <i>member-id</i> >
Syntax (T Series Routers)	show chassis fan
Syntax (MX2010 3D Universal Edge Router)	show chassis fan
Syntax (MX2020 3D Universal Edge Router)	show chassis fan
Syntax (QFabric Systems)	show chassis fan <interconnect-device <i>name</i> >
Syntax (TX Matrix Router)	show chassis fan <lcc <i>number</i> scc>
Syntax (TX Matrix Plus Router)	show chassis fan <lcc <i>number</i> sfc <i>number</i> >
Release Information	<p>Command introduced in Junos OS Release 10.0 on MX Series 3D Universal Edge Routers, M120 routers, and M320 routers, T320 routers, T640 routers, T1600 routers, TX Matrix Routers, and TX Matrix Plus Routers.</p> <p>Command introduced in Junos OS Release 11.1 for the QFX Series.</p> <p>Command introduced in Junos OS Release 11.4 for EX Series switches.</p> <p>Command introduced in Junos OS Release 12.3 for PTX5000 Packet Transport Switches.</p> <p>Command introduced in Junos OS Release 12.1 for T4000 routers.</p> <p>Command introduced in Junos OS Release 12.3 for MX2020 3D Universal Edge Routers.</p> <p>Command introduced in Junos OS Release 12.3 for MX2010 3D Universal Edge Routers.</p> <p>Command introduced in Junos OS Release 12.3 for ACX Series Routers.</p>
Description	(T Series routers, TX Matrix routers, TX Matrix Plus router, M120 routers, M320 routers, MX2010 routers, MX2020 routers, MX Series 3D Universal Edge Routers, QFX3008-I Interconnect devices, EX Series switches, and PTX Series Packet Transport Switches only) Show information about the fan tray and fans.
Options	<p>all-members—(MX Series routers only) (Optional) Display information about the fan tray and fans for all members of the Virtual Chassis configuration.</p> <p>local—(MX Series routers only) (Optional) Display information about the fan tray and fans for the local Virtual Chassis member.</p>

member *member-id*—(MX Series routers only) (Optional) Display information about the fan tray and fans for the specified member of the Virtual Chassis configuration. For an MX Series Virtual Chassis, replace *member-id* with a value of 0 or 1.

interconnect-device *name*—(QFX3000-G QFabric systems only) (Optional) Display information about the fan tray and fans for the specified QFX3008-I Interconnect device.

lcc *number*—(TX Matrix and TX Matrix Plus routers only) (Optional) On a TX Matrix router, display information about the fan tray and fans for the specified T640 router (or line-card chassis) that is connected to a TX Matrix router. On a TX Matrix Plus router, display information about the fan tray and fans for the specified T1600 router (or line-card chassis) that is connected to a TX Matrix Plus router. Replace number with a value from 0 through 3.

scc—(TX Matrix router only) (Optional) Display information about the fan tray and fans for the TX Matrix router (or switch-card chassis).

sfc *number*—(TX Matrix Plus router only) (Optional) Display information about the fan tray and fans for the TX Matrix Plus router (or switch-fabric chassis). Replace number with 0.

Required Privilege Level view

List of Sample Output

- [show chassis fan on page 365](#)
- [show chassis fan \(QFabric Systems\) on page 365](#)
- [show chassis fan \(EX Series Switches\) on page 366](#)
- [show chassis fan \(T320 Router\) on page 367](#)
- [show chassis fan \(T640 Router\) on page 367](#)
- [show chassis fan \(T1600 Router\) on page 367](#)
- [show chassis fan \(T4000 Core Router\) on page 368](#)
- [show chassis fan \(TX Matrix Router\) on page 368](#)
- [show chassis fan \(TX Matrix Plus Router\) on page 369](#)
- [show chassis fan \(PTX5000 Packet Transport Switch\) on page 370](#)
- [show chassis fan \(MX2010 Router\) on page 371](#)
- [show chassis fan \(MX2020 Router\) on page 371](#)
- [show chassis fan \(ACX4000 Router\) on page 372](#)

Output Fields [Table 19 on page 363](#) lists the output fields for the **show chassis fan** command. Output fields are listed in the approximate order in which they appear.

Table 19: show chassis fan Output Fields

Field Name	Field Description
Item	Fan item identifier.

Table 19: show chassis fan Output Fields (*continued*)

Field Name	Field Description
Status	Status of the fan: <ul style="list-style-type: none">• OK-Fan is running properly and within the normal range.• Check-Fan is in Check state because of some fault or alarm condition.
RPM	(T Series routers, TX Matrix routers, TX Matrix Plus router, MX Series 3D Universal Edge Routers, QFX3108 Interconnect devices, and EX Series switches only) Fan speed in revolutions per minute (RPM).
% RPM	(MX2010 routers, MX2020 routers, and PTX Series Packet Transport Switches only) Percentage of the fan speed being used.
Measurement	(T Series routers, TX Matrix routers, TX Matrix Plus router, MX Series 3D Universal Edge Routers, QFX3108 Interconnect devices, and EX Series switches only) Fan speed status based on different chassis cooling requirements: <ul style="list-style-type: none">• Spinning at high speed• Spinning at intermediate speed• Spinning at normal speed• Spinning at low speed (except EX Series switches) (MX2010 routers, MX2020 routers, and PTX Series Packet Transport Switches only) Fan speed in revolutions per minute (RPM) for each fan in the fan tray.

Sample Output

show chassis fan

```
user@host> show chassis fan
user@host> show chassis fan
```

Item	Status	RPM	Measurement
Top Tray Fan 1	OK	3790	Spinning at normal speed
Top Tray Fan 2	OK	3769	Spinning at normal speed
Top Tray Fan 3	OK	3769	Spinning at normal speed
Top Tray Fan 4	OK	3790	Spinning at normal speed
Top Tray Fan 5	OK	3790	Spinning at normal speed
Top Tray Fan 6	OK	3769	Spinning at normal speed
Top Tray Fan 7	OK	3790	Spinning at normal speed
Top Tray Fan 8	OK	3769	Spinning at normal speed
Top Tray Fan 9	OK	3769	Spinning at normal speed
Top Tray Fan 10	OK	3790	Spinning at normal speed
Top Tray Fan 11	OK	3790	Spinning at normal speed
Top Tray Fan 12	OK	3769	Spinning at normal speed
Bottom Tray Fan 1	OK	2880	Spinning at normal speed
Bottom Tray Fan 2	OK	2912	Spinning at normal speed
Bottom Tray Fan 3	OK	2928	Spinning at normal speed
Bottom Tray Fan 4	OK	2896	Spinning at normal speed
Bottom Tray Fan 5	OK	2896	Spinning at normal speed
Bottom Tray Fan 6	OK	2928	Spinning at normal speed

show chassis fan (QFabric Systems)

```
user@host> show chassis fan interconnect-device interconnect1
```

Item	Status	RPM	Measurement
TFT 0 Fan 0	OK	2849	Spinning at normal speed
TFT 0 Fan 1	OK	2821	Spinning at normal speed
TFT 0 Fan 2	OK	2735	Spinning at normal speed
TFT 0 Fan 3	OK	2815	Spinning at normal speed
TFT 0 Fan 4	OK	2828	Spinning at normal speed
TFT 0 Fan 5	OK	2863	Spinning at normal speed
BFT 1 Fan 0	OK	2941	Spinning at normal speed
BFT 1 Fan 1	OK	3008	Spinning at normal speed
BFT 1 Fan 2	OK	3073	Spinning at normal speed
BFT 1 Fan 3	OK	2925	Spinning at normal speed
BFT 1 Fan 4	OK	2863	Spinning at normal speed
BFT 1 Fan 5	OK	2933	Spinning at normal speed
SFT 0 Fan 0 Rotor 0	OK	15472	Spinning at normal speed
SFT 0 Fan 0 Rotor 1	OK	14477	Spinning at normal speed
SFT 0 Fan 1 Rotor 0	OK	15561	Spinning at normal speed
SFT 0 Fan 1 Rotor 1	OK	14210	Spinning at normal speed
SFT 0 Fan 2 Rotor 0	OK	16167	Spinning at normal speed
SFT 0 Fan 2 Rotor 1	OK	14248	Spinning at normal speed
SFT 0 Fan 3 Rotor 0	OK	16463	Spinning at normal speed
SFT 0 Fan 3 Rotor 1	OK	14099	Spinning at normal speed
SFT 1 Fan 0 Rotor 0	OK	15083	Spinning at normal speed
SFT 1 Fan 0 Rotor 1	OK	13533	Spinning at normal speed
SFT 1 Fan 1 Rotor 0	OK	16071	Spinning at normal speed
SFT 1 Fan 1 Rotor 1	OK	14400	Spinning at normal speed
SFT 1 Fan 2 Rotor 0	OK	15517	Spinning at normal speed
SFT 1 Fan 2 Rotor 1	OK	14210	Spinning at normal speed
SFT 1 Fan 3 Rotor 0	OK	16413	Spinning at normal speed
SFT 1 Fan 3 Rotor 1	OK	14400	Spinning at normal speed
SFT 2 Fan 0 Rotor 0	OK	15297	Spinning at normal speed
SFT 2 Fan 0 Rotor 1	OK	14634	Spinning at normal speed
SFT 2 Fan 1 Rotor 0	OK	15561	Spinning at normal speed
SFT 2 Fan 1 Rotor 1	OK	14285	Spinning at normal speed

SFT 2 Fan 2 Rotor 0	OK	15835	Spinning at normal speed
SFT 2 Fan 2 Rotor 1	OK	14400	Spinning at normal speed
SFT 2 Fan 3 Rotor 0	OK	15789	Spinning at normal speed
SFT 2 Fan 3 Rotor 1	OK	14323	Spinning at normal speed
SFT 3 Fan 0 Rotor 0	OK	16314	Spinning at normal speed
SFT 3 Fan 0 Rotor 1	OK	14876	Spinning at normal speed
SFT 3 Fan 1 Rotor 0	OK	15835	Spinning at normal speed
SFT 3 Fan 1 Rotor 1	OK	14323	Spinning at normal speed
SFT 3 Fan 2 Rotor 0	OK	16265	Spinning at normal speed
SFT 3 Fan 2 Rotor 1	OK	14594	Spinning at normal speed
SFT 3 Fan 3 Rotor 0	OK	16071	Spinning at normal speed
SFT 3 Fan 3 Rotor 1	OK	14323	Spinning at normal speed
SFT 4 Fan 0 Rotor 0	OK	15652	Spinning at normal speed
SFT 4 Fan 0 Rotor 1	OK	14438	Spinning at normal speed
SFT 4 Fan 1 Rotor 0	OK	16167	Spinning at normal speed
SFT 4 Fan 1 Rotor 1	OK	14555	Spinning at normal speed
SFT 4 Fan 2 Rotor 0	OK	16023	Spinning at normal speed
SFT 4 Fan 2 Rotor 1	OK	14361	Spinning at normal speed
SFT 4 Fan 3 Rotor 0	OK	16216	Spinning at normal speed
SFT 4 Fan 3 Rotor 1	OK	14438	Spinning at normal speed
SFT 5 Fan 0 Rotor 0	OK	15297	Spinning at normal speed
SFT 5 Fan 0 Rotor 1	OK	14173	Spinning at normal speed
SFT 5 Fan 1 Rotor 0	OK	15472	Spinning at normal speed
SFT 5 Fan 1 Rotor 1	OK	13846	Spinning at normal speed
SFT 5 Fan 2 Rotor 0	OK	15340	Spinning at normal speed
SFT 5 Fan 2 Rotor 1	OK	13917	Spinning at normal speed
SFT 5 Fan 3 Rotor 0	OK	15835	Spinning at normal speed
SFT 5 Fan 3 Rotor 1	OK	13917	Spinning at normal speed
SFT 6 Fan 0 Rotor 0	OK	15743	Spinning at normal speed
SFT 6 Fan 0 Rotor 1	OK	14594	Spinning at normal speed
SFT 6 Fan 1 Rotor 0	OK	16167	Spinning at normal speed
SFT 6 Fan 1 Rotor 1	OK	14634	Spinning at normal speed
SFT 6 Fan 2 Rotor 0	OK	16167	Spinning at normal speed
SFT 6 Fan 2 Rotor 1	OK	14516	Spinning at normal speed
SFT 6 Fan 3 Rotor 0	OK	16666	Spinning at normal speed
SFT 6 Fan 3 Rotor 1	OK	14438	Spinning at normal speed
SFT 7 Fan 0 Rotor 0	OK	15517	Spinning at normal speed
SFT 7 Fan 0 Rotor 1	OK	14438	Spinning at normal speed
SFT 7 Fan 1 Rotor 0	OK	15517	Spinning at normal speed
SFT 7 Fan 1 Rotor 1	OK	14361	Spinning at normal speed
SFT 7 Fan 2 Rotor 0	OK	16167	Spinning at normal speed
SFT 7 Fan 2 Rotor 1	OK	14555	Spinning at normal speed
SFT 7 Fan 3 Rotor 0	OK	15697	Spinning at normal speed
SFT 7 Fan 3 Rotor 1	OK	14361	Spinning at normal speed

show chassis fan (EX Series Switches)

```
user@host> show chassis fan
```

Item	Status	RPM	Measurement
Fan 1	OK	3477	Spinning at normal speed
Fan 2	OK	3477	Spinning at normal speed
Fan 3	OK	3479	Spinning at normal speed
Fan 4	OK	3508	Spinning at normal speed
Fan 5	OK	3517	Spinning at normal speed
Fan 6	OK	3531	Spinning at normal speed
Fan 7	OK	3439	Spinning at normal speed
Fan 8	OK	3424	Spinning at normal speed
Fan 9	OK	3413	Spinning at normal speed
Fan 10	OK	3439	Spinning at normal speed
Fan 11	OK	3446	Spinning at normal speed
Fan 12	OK	3432	Spinning at normal speed

show chassis fan (T320 Router)

```
user@host> show chassis fan
```

Item	Status	RPM	Measurement
Top Left Front fan	OK	2850	Spinning at normal speed
Top Left Middle fan	OK	2820	Spinning at normal speed
Top Left Rear fan	OK	2970	Spinning at normal speed
Top Right Front fan	OK	2790	Spinning at normal speed
Top Right Middle fan	OK	2640	Spinning at normal speed
Top Right Rear fan	OK	2790	Spinning at normal speed
Bottom Left Front fan	OK	2520	Spinning at normal speed
Bottom Left Middle fan	OK	2610	Spinning at normal speed
Bottom Left Rear fan	OK	2550	Spinning at normal speed
Bottom Right Front fan	OK	2610	Spinning at normal speed
Bottom Right Middle fan	OK	2880	Spinning at normal speed
Bottom Right Rear fan	OK	2790	Spinning at normal speed
Rear Tray Top fan	OK	2130	Spinning at normal speed
Rear Tray Second fan	OK	2190	Spinning at normal speed
Rear Tray Middle fan	OK	2250	Spinning at normal speed
Rear Tray Fourth fan	OK	2220	Spinning at normal speed
Rear Tray Bottom fan	OK	2280	Spinning at normal speed

show chassis fan (T640 Router)

```
user@host> show chassis fan
```

Item	Status	RPM	Measurement
Top Left Front fan	OK	3420	Spinning at normal speed
Top Left Middle fan	OK	3420	Spinning at normal speed
Top Left Rear fan	OK	3420	Spinning at normal speed
Top Right Front fan	OK	3420	Spinning at normal speed
Top Right Middle fan	OK	3420	Spinning at normal speed
Top Right Rear fan	OK	3450	Spinning at normal speed
Bottom Left Front fan	OK	3390	Spinning at normal speed
Bottom Left Middle fan	OK	3420	Spinning at normal speed
Bottom Left Rear fan	OK	3390	Spinning at normal speed
Bottom Right Front fan	OK	3390	Spinning at normal speed
Bottom Right Middle fan	OK	3390	Spinning at normal speed
Bottom Right Rear fan	OK	3390	Spinning at normal speed
Rear Tray Top fan	OK	5220	Spinning at normal speed
Rear Tray Second fan	OK	5220	Spinning at normal speed
Rear Tray Third fan	OK	5220	Spinning at normal speed
Rear Tray Fourth fan	OK	5220	Spinning at normal speed
Rear Tray Fifth fan	OK	5220	Spinning at normal speed
Rear Tray Sixth fan	OK	5220	Spinning at normal speed
Rear Tray Seventh fan	OK	5220	Spinning at normal speed
Rear Tray Bottom fan	OK	5220	Spinning at normal speed

show chassis fan (T1600 Router)

```
user@host> show chassis fan
```

Item	Status	RPM	Measurement
Top Left Front fan	OK	3420	Spinning at normal speed
Top Left Middle fan	OK	3420	Spinning at normal speed
Top Left Rear fan	OK	3450	Spinning at normal speed
Top Right Front fan	OK	3420	Spinning at normal speed
Top Right Middle fan	OK	3420	Spinning at normal speed
Top Right Rear fan	OK	3390	Spinning at normal speed
Bottom Left Front fan	OK	3420	Spinning at normal speed
Bottom Left Middle fan	OK	3420	Spinning at normal speed
Bottom Left Rear fan	OK	3390	Spinning at normal speed
Bottom Right Front fan	OK	3390	Spinning at normal speed

Bottom Right Middle fan	OK	3420	Spinning at normal speed
Bottom Right Rear fan	OK	3390	Spinning at normal speed
Rear Tray Top fan	OK	5190	Spinning at normal speed
Rear Tray Second fan	OK	5190	Spinning at normal speed
Rear Tray Third fan	OK	5190	Spinning at normal speed
Rear Tray Fourth fan	OK	5190	Spinning at normal speed
Rear Tray Fifth fan	OK	5190	Spinning at normal speed
Rear Tray Sixth fan	OK	5190	Spinning at normal speed
Rear Tray Seventh fan	OK	5190	Spinning at normal speed
Rear Tray Bottom fan	OK	5190	Spinning at normal speed

show chassis fan (T4000 Core Router)

```
user@host> show chassis fan
```

Item	Status	RPM	Measurement
Top Left Front fan	OK	5190	Spinning at high speed
Top Left Middle fan	OK	5220	Spinning at high speed
Top Left Rear fan	OK	5190	Spinning at high speed
Top Right Front fan	OK	5160	Spinning at high speed
Top Right Middle fan	OK	5190	Spinning at high speed
Top Right Rear fan	OK	5160	Spinning at high speed
Bottom Left Front fan	OK	6030	Spinning at high speed
Bottom Left Middle fan	OK	6090	Spinning at high speed
Bottom Left Rear fan	OK	6090	Spinning at high speed
Bottom Right Front fan	OK	6030	Spinning at high speed
Bottom Right Middle fan	OK	6060	Spinning at high speed
Bottom Right Rear fan	OK	6060	Spinning at high speed
Rear Tray Top fan	OK	10000	Spinning at high speed
Rear Tray Second fan	OK	10000	Spinning at high speed
Rear Tray Third fan	OK	10000	Spinning at high speed
Rear Tray Fourth fan	OK	10000	Spinning at high speed
Rear Tray Fifth fan	OK	10000	Spinning at high speed
Rear Tray Sixth fan	OK	10000	Spinning at high speed
Rear Tray Seventh fan	OK	10000	Spinning at high speed
Rear Tray Bottom fan	OK	10000	Spinning at high speed

show chassis fan (TX Matrix Router)

```
user@host> show chassis fan
scc-re0:
```

Item	Status	RPM	Measurement
Top Left Front fan	OK	3420	Spinning at normal speed
Top Left Middle fan	OK	3390	Spinning at normal speed
Top Left Rear fan	OK	3420	Spinning at normal speed
Top Right Front fan	OK	3390	Spinning at normal speed
Top Right Middle fan	OK	3420	Spinning at normal speed
Top Right Rear fan	OK	3390	Spinning at normal speed
Bottom Left Front fan	OK	3420	Spinning at normal speed
Bottom Left Middle fan	OK	3450	Spinning at normal speed
Bottom Left Rear fan	OK	3420	Spinning at normal speed
Bottom Right Front fan	OK	3420	Spinning at normal speed
Bottom Right Middle fan	OK	3420	Spinning at normal speed
Bottom Right Rear fan	OK	3420	Spinning at normal speed
Rear Tray Top fan	OK	3420	Spinning at normal speed
Rear Tray Second fan	OK	5190	Spinning at normal speed
Rear Tray Third fan	OK	5190	Spinning at normal speed
Rear Tray Fourth fan	OK	5190	Spinning at normal speed
Rear Tray Fifth fan	OK	3420	Spinning at normal speed
Rear Tray Sixth fan	OK	3420	Spinning at normal speed
Rear Tray Seventh fan	OK	3420	Spinning at normal speed
Rear Tray Bottom fan	OK	3420	Spinning at normal speed

```
lcc2-re0:
```

```
-----
Item              Status  RPM    Measurement
Top Left Front fan  OK      3420   Spinning at normal speed
Top Left Middle fan OK      3420   Spinning at normal speed
Top Left Rear fan   OK      3450   Spinning at normal speed
Top Right Front fan  OK      3420   Spinning at normal speed
Top Right Middle fan OK      3450   Spinning at normal speed
Top Right Rear fan   OK      3360   Spinning at normal speed
Bottom Left Front fan OK      3420   Spinning at normal speed
Bottom Left Middle fan OK      3480   Spinning at normal speed
Bottom Left Rear fan OK      3420   Spinning at normal speed
Bottom Right Front fan OK      3420   Spinning at normal speed
Bottom Right Middle fan OK      3390   Spinning at normal speed
Bottom Right Rear fan OK      3420   Spinning at normal speed
Rear Tray Top fan    OK      3420   Spinning at normal speed
Rear Tray Second fan OK      3420   Spinning at normal speed
Rear Tray Third fan  OK      3420   Spinning at normal speed
Rear Tray Fourth fan OK      3420   Spinning at normal speed
Rear Tray Fifth fan  OK      3420   Spinning at normal speed
Rear Tray Sixth fan  OK      3420   Spinning at normal speed
Rear Tray Seventh fan OK      3420   Spinning at normal speed
Rear Tray Bottom fan OK      3420   Spinning at normal speed
```

show chassis fan (TX
Matrix Plus Router)

```
user@host> show chassis fan
sfc0-re0:
```

```
-----
Item              Status  RPM    Measurement
Fan Tray 0 Fan 1   OK      4350   Spinning at normal speed
Fan Tray 0 Fan 2   OK      4380   Spinning at normal speed
Fan Tray 0 Fan 3   OK      4410   Spinning at normal speed
Fan Tray 0 Fan 4   OK      4380   Spinning at normal speed
Fan Tray 0 Fan 5   OK      4350   Spinning at normal speed
Fan Tray 0 Fan 6   OK      4380   Spinning at normal speed
Fan Tray 1 Fan 1   OK      4410   Spinning at normal speed
Fan Tray 1 Fan 2   OK      4380   Spinning at normal speed
Fan Tray 1 Fan 3   OK      4410   Spinning at normal speed
Fan Tray 1 Fan 4   OK      4380   Spinning at normal speed
Fan Tray 1 Fan 5   OK      4410   Spinning at normal speed
Fan Tray 1 Fan 6   OK      4410   Spinning at normal speed
Fan Tray 2 Fan 1   OK      4380   Spinning at normal speed
Fan Tray 2 Fan 2   OK      4380   Spinning at normal speed
Fan Tray 2 Fan 3   OK      4380   Spinning at normal speed
Fan Tray 2 Fan 4   OK      4410   Spinning at normal speed
Fan Tray 2 Fan 5   OK      4380   Spinning at normal speed
Fan Tray 2 Fan 6   OK      4410   Spinning at normal speed
Fan Tray 2 Fan 7   OK      4410   Spinning at normal speed
Fan Tray 2 Fan 8   OK      4380   Spinning at normal speed
Fan Tray 2 Fan 9   OK      4380   Spinning at normal speed
Fan Tray 3 Fan 1   OK      4350   Spinning at normal speed
Fan Tray 3 Fan 2   OK      4380   Spinning at normal speed
Fan Tray 3 Fan 3   OK      4410   Spinning at normal speed
Fan Tray 3 Fan 4   OK      4440   Spinning at normal speed
Fan Tray 3 Fan 5   OK      4380   Spinning at normal speed
Fan Tray 3 Fan 6   OK      4410   Spinning at normal speed
Fan Tray 3 Fan 7   OK      4410   Spinning at normal speed
Fan Tray 3 Fan 8   OK      4380   Spinning at normal speed
Fan Tray 3 Fan 9   OK      4410   Spinning at normal speed
Fan Tray 4 Fan 1   OK      4410   Spinning at normal speed
Fan Tray 4 Fan 2   OK      4410   Spinning at normal speed
Fan Tray 4 Fan 3   OK      4380   Spinning at normal speed
```

Fan Tray 4 Fan 4	OK	4380	Spinning at normal speed
Fan Tray 4 Fan 5	OK	4410	Spinning at normal speed
Fan Tray 4 Fan 6	OK	4410	Spinning at normal speed
Fan Tray 4 Fan 7	OK	4410	Spinning at normal speed
Fan Tray 4 Fan 8	OK	4410	Spinning at normal speed
Fan Tray 4 Fan 9	OK	4410	Spinning at normal speed
Fan Tray 5 Fan 1	OK	4350	Spinning at normal speed
Fan Tray 5 Fan 2	OK	4380	Spinning at normal speed
Fan Tray 5 Fan 3	OK	4380	Spinning at normal speed
Fan Tray 5 Fan 4	OK	4350	Spinning at normal speed
Fan Tray 5 Fan 5	OK	4380	Spinning at normal speed
Fan Tray 5 Fan 6	OK	4410	Spinning at normal speed
Fan Tray 5 Fan 7	OK	4410	Spinning at normal speed
Fan Tray 5 Fan 8	OK	4380	Spinning at normal speed
Fan Tray 5 Fan 9	OK	4410	Spinning at normal speed

```
1cc0-re0:
```

Item	Status	RPM	Measurement
Top Left Front fan	OK	3420	Spinning at normal speed
Top Left Middle fan	OK	3420	Spinning at normal speed
Top Left Rear fan	OK	3420	Spinning at normal speed
Top Right Front fan	OK	3450	Spinning at normal speed
Top Right Middle fan	OK	3420	Spinning at normal speed
Top Right Rear fan	OK	3420	Spinning at normal speed
Bottom Left Front fan	OK	3420	Spinning at normal speed
Bottom Left Middle fan	OK	3420	Spinning at normal speed
Bottom Left Rear fan	OK	3390	Spinning at normal speed
Bottom Right Front fan	OK	3420	Spinning at normal speed
Bottom Right Middle fan	OK	3390	Spinning at normal speed
Bottom Right Rear fan	OK	3390	Spinning at normal speed
Rear Tray Top fan	OK	7050	Spinning at normal speed
Rear Tray Second fan	OK	7050	Spinning at normal speed
Rear Tray Third fan	OK	7050	Spinning at normal speed
Rear Tray Fourth fan	OK	7050	Spinning at normal speed
Rear Tray Fifth fan	OK	7050	Spinning at normal speed
Rear Tray Sixth fan	OK	7050	Spinning at normal speed
Rear Tray Seventh fan	OK	7050	Spinning at normal speed
Rear Tray Bottom fan	OK	7050	Spinning at normal speed

show chassis fan
(PTX5000 Packet
Transport Switch)

```
user@host> show chassis fan
user@host> show chassis fan
```

Item	Status	% RPM	Measurement
Fan Tray 0 Fan 1	OK	29%	2700 RPM
Fan Tray 0 Fan 2	OK	29%	2700 RPM
Fan Tray 0 Fan 3	OK	29%	2742 RPM
Fan Tray 0 Fan 4	OK	29%	2700 RPM
Fan Tray 0 Fan 5	OK	30%	2828 RPM
Fan Tray 0 Fan 6	OK	30%	2828 RPM
Fan Tray 0 Fan 7	OK	29%	2700 RPM
Fan Tray 0 Fan 8	OK	30%	2785 RPM
Fan Tray 0 Fan 9	OK	30%	2828 RPM
Fan Tray 0 Fan 10	OK	30%	2828 RPM
Fan Tray 0 Fan 11	OK	30%	2785 RPM
Fan Tray 0 Fan 12	OK	30%	2828 RPM
Fan Tray 0 Fan 13	OK	31%	2871 RPM
Fan Tray 0 Fan 14	OK	30%	2828 RPM
Fan Tray 1 Fan 1	OK	42%	3033 RPM
Fan Tray 1 Fan 2	OK	42%	3066 RPM
Fan Tray 1 Fan 3	OK	43%	3099 RPM
Fan Tray 1 Fan 4	OK	43%	3166 RPM

Fan Tray 1 Fan 5	OK	45%	3266 RPM
Fan Tray 1 Fan 6	OK	43%	3133 RPM
Fan Tray 2 Fan 1	OK	29%	2099 RPM
Fan Tray 2 Fan 2	OK	30%	2199 RPM
Fan Tray 2 Fan 3	OK	30%	2166 RPM
Fan Tray 2 Fan 4	OK	33%	2399 RPM
Fan Tray 2 Fan 5	OK	29%	2133 RPM
Fan Tray 2 Fan 6	OK	32%	2366 RPM

show chassis fan (MX2010 Router)

```
user@host > show chassis fan
```

Item	Status	% RPM	Measurement
Fan Tray 0 Fan 1	OK	37%	3360 RPM
Fan Tray 0 Fan 2	OK	38%	3480 RPM
Fan Tray 0 Fan 3	OK	37%	3360 RPM
Fan Tray 0 Fan 4	OK	37%	3360 RPM
Fan Tray 0 Fan 5	OK	38%	3480 RPM
Fan Tray 0 Fan 6	OK	37%	3360 RPM
Fan Tray 1 Fan 1	OK	38%	3480 RPM
Fan Tray 1 Fan 2	OK	40%	3600 RPM
Fan Tray 1 Fan 3	OK	38%	3480 RPM
Fan Tray 1 Fan 4	OK	38%	3480 RPM
Fan Tray 1 Fan 5	OK	38%	3480 RPM
Fan Tray 1 Fan 6	OK	38%	3480 RPM
Fan Tray 2 Fan 1	OK	38%	3480 RPM
Fan Tray 2 Fan 2	OK	41%	3720 RPM
Fan Tray 2 Fan 3	OK	38%	3480 RPM
Fan Tray 2 Fan 4	OK	38%	3480 RPM
Fan Tray 2 Fan 5	OK	38%	3480 RPM
Fan Tray 2 Fan 6	OK	38%	3480 RPM
Fan Tray 3 Fan 1	OK	38%	3480 RPM
Fan Tray 3 Fan 2	OK	40%	3600 RPM
Fan Tray 3 Fan 3	OK	40%	3600 RPM
Fan Tray 3 Fan 4	OK	40%	3600 RPM
Fan Tray 3 Fan 5	OK	40%	3600 RPM
Fan Tray 3 Fan 6	OK	38%	3480 RPM

show chassis fan (MX2020 Router)

```
user@host > show chassis fan
```

Item	Status	% RPM	Measurement
Fan Tray 0 Fan 1	OK	37%	3360 RPM
Fan Tray 0 Fan 2	OK	37%	3360 RPM
Fan Tray 0 Fan 3	OK	36%	3240 RPM
Fan Tray 0 Fan 4	OK	37%	3360 RPM
Fan Tray 0 Fan 5	OK	37%	3360 RPM
Fan Tray 0 Fan 6	OK	37%	3360 RPM
Fan Tray 1 Fan 1	OK	37%	3360 RPM
Fan Tray 1 Fan 2	OK	37%	3360 RPM
Fan Tray 1 Fan 3	OK	37%	3360 RPM
Fan Tray 1 Fan 4	OK	37%	3360 RPM
Fan Tray 1 Fan 5	OK	37%	3360 RPM
Fan Tray 1 Fan 6	OK	36%	3240 RPM
Fan Tray 2 Fan 1	OK	37%	3360 RPM
Fan Tray 2 Fan 2	OK	37%	3360 RPM
Fan Tray 2 Fan 3	OK	37%	3360 RPM
Fan Tray 2 Fan 4	OK	37%	3360 RPM
Fan Tray 2 Fan 5	OK	37%	3360 RPM
Fan Tray 2 Fan 6	OK	38%	3480 RPM
Fan Tray 3 Fan 1	OK	38%	3480 RPM
Fan Tray 3 Fan 2	OK	38%	3480 RPM
Fan Tray 3 Fan 3	OK	38%	3480 RPM
Fan Tray 3 Fan 4	OK	37%	3360 RPM

Fan Tray 3 Fan 5	OK	37%	3360 RPM
Fan Tray 3 Fan 6	OK	37%	3360 RPM

show chassis fan
(ACX4000 Router)

user@host > **show chassis fan**

Item	Status	RPM	Measurement
Fan 1	OK	4140	Spinning at normal speed
Fan 2	OK	4200	Spinning at normal speed

show chassis hardware

Syntax	show chassis hardware <detail extensive> <clei-models> <models>
Syntax (EX Series)	show chassis hardware <clei-models> <detail extensive> <models>
Syntax (T4000 Router)	show chassis hardware <clei-models> <detail extensive> <models>
Syntax (TX Matrix Router)	show chassis hardware <clei-models> <detail extensive> <models> <lcc <i>number</i> scc>
Syntax (TX Matrix Plus Router)	show chassis hardware <clei-models> <detail extensive> <models> <lcc <i>number</i> sfc <i>number</i> >
Syntax (MX Series Routers and EX Series Switches)	show chassis hardware <detail extensive> <clei-models> <models> <all-members> <local> <member <i>member-id</i> >
Syntax (MX2010 and MX2020 3D Universal Edge Routers)	show chassis hardware <clei-models> <detail extensive> <models>
Syntax (QFX Series)	show chassis hardware <detail extensive> <clei-models> <interconnect-device <i>name</i> > <node-device <i>name</i> > <models>
Syntax (PTX Series Packet Transport Switches)	show chassis hardware <detail extensive> <clei-models> <models>

**Syntax (ACX Series
Universal Access
Routers)** `show chassis hardware`
 `<detail | extensive>`
 `<clei-models>`
 `<models>`

Release Information Command introduced before Junos OS Release 7.4.
 models option introduced in Junos OS Release 8.2.
 Command introduced in Junos OS Release 9.0 for EX Series switches.
 sfc option introduced for the TX Matrix Plus router in Junos OS Release 9.6.
 Command introduced in Junos OS Release 11.1 for QFX Series.
 Command introduced in Junos OS Release 12.1 for PTX Series Packet Transport Switches.
 Command introduced in Junos OS Release 12.2 for ACX Series Universal Access Routers.
 Command introduced in Junos OS Release 12.3 for MX2020 3D Universal Edge Routers.
 Command introduced in Junos OS Release 12.3 for MX2010 3D Universal Edge Routers.

Description Display a list of all Flexible PIC Concentrators (FPCs) and PICs installed in the router or switch chassis, including the hardware version level and serial number.

In the EX Series switch command output, FPC refers to the following:

- On EX2200 switches, EX3200 switches, EX4200 standalone switches, and EX4500 switches—Refers to the switch; FPC **number** is always 0.
- On EX4200 switches in a Virtual Chassis configuration—Refers to the member of a Virtual Chassis; FPC **number** equals the member ID, from 0 through 9.
- On EX8208 and EX8216 switches—Refers to a line card; FPC **number** equals the slot number for the line card.

On a QFX3500 standalone switch, both the FPC and FPC **number** are always 0.

On Type 5 FPC on T4000 routers, there are no **top temperature sensor** or **bottom temperature sensor** parameters. Instead, **fan intake temperature sensor** and **fan exhaust temperature sensors** parameters are displayed.

Options **none**—Display information about hardware. For a TX Matrix router, display information about the TX Matrix router and its attached T640 routers. For a TX Matrix Plus router, display information about the TX Matrix Plus router and its attached T1600 routers.

clei-models—(Optional) Display Common Language Equipment Identifier (CLEI) barcode and model number for orderable field-replaceable units (FRUs).

detail—(Optional) Include RAM and disk information in output.

extensive—(Optional) Display ID EEPROM information.

all-members—(MX Series routers and EX Series switches only) (Optional) Display hardware-specific information for all the members of the Virtual Chassis configuration.

interconnect-device name—(QFabric systems only) (Optional) Display hardware-specific information for the Interconnect device.

lcc *number*—(TX Matrix and TX Matrix Plus routers only) (Optional) On a TX Matrix router, display hardware information for a specified T640 router (or line-card chassis) that is connected to the TX Matrix router. On a TX Matrix Plus router, display hardware information for a specified T1600 router (or line-card chassis) that is connected to the TX Matrix Plus router. Replace ***number*** with a value from **0** through **3**.

local—(MX Series routers and EX Series switches only) (Optional) Display hardware-specific information for the local Virtual Chassis members.

member *member-id*—(MX Series routers and EX Series switches only) (Optional) Display hardware-specific information for the specified member of the Virtual Chassis configuration. Replace ***member-id*** with a value of **0** or **1**.

models—(Optional) Display model numbers and part numbers for orderable FRUs and, for components that use ID EEPROM format v2, the CLEI code.

node-device *name*—(QFabric systems only) (Optional) Display hardware-specific information for the Node device.

scc—(TX Matrix router only) (Optional) Display hardware information for the TX Matrix router (or switch-card chassis).

sfc *number*—(TX Matrix Plus router only) (Optional) Display hardware information for the TX Matrix Plus router (or switch-fabric chassis). Replace ***number*** with **0**.

Additional Information The **show chassis hardware detail** command now displays DIMM information for the following Routing Engines:

Table 20: Routing Engines Displaying DIMM Information

Routing Engines	Routers
RE-S-1800x2 and RE-S-1800x4	MX240, MX480, and MX960 routers
RE-A-1800x2	M120 and M320 routers

Required Privilege Level view

Related Documentation

- [show chassis power](#)

List of Sample Output [show chassis hardware \(EX8216 Switch\) on page 381](#)
[show chassis hardware clei-models \(EX8216 Switch\) on page 382](#)
[show chassis hardware clei-models \(T1600 Router\) on page 382](#)
[show chassis hardware detail \(EX4200 Switch\) on page 383](#)
[show chassis hardware models \(EX4500 Switch\) on page 383](#)
[show chassis hardware \(J6350 Router\) on page 383](#)
[show chassis hardware \(J6300 Router\) on page 383](#)
[show chassis hardware \(M7i Router\) on page 384](#)
[show chassis hardware \(M10 Router\) on page 384](#)
[show chassis hardware models \(M10 Router\) on page 385](#)

[show chassis hardware \(M20 Router\) on page 385](#)
[show chassis hardware models \(M20 Router\) on page 386](#)
[show chassis hardware \(M40 Router\) on page 386](#)
[show chassis hardware \(M40e Router\) on page 387](#)
[show chassis hardware \(M120 Router\) on page 387](#)
[show chassis hardware detail \(M120 Router\) on page 388](#)
[show chassis hardware models \(M120 Router\) on page 389](#)
[show chassis hardware \(M160 Router\) on page 390](#)
[show chassis hardware models \(M160 Router\) on page 390](#)
[show chassis hardware detail \(M160 Router\) on page 391](#)
[show chassis hardware \(M320 Router\) on page 392](#)
[show chassis hardware models \(M320 Router\) on page 392](#)
[show chassis hardware \(MX5 Router\) on page 393](#)
[show chassis hardware \(MX10 Router\) on page 394](#)
[show chassis hardware \(MX40 Router\) on page 394](#)
[show chassis hardware \(Fixed MX80 Router\) on page 395](#)
[show chassis hardware \(Modular MX80 Router\) on page 395](#)
[show chassis hardware \(MX240 Router\) on page 396](#)
[show chassis hardware detail \(MX240 Router with RE Displaying DIMM information\) on page 397](#)
[show chassis hardware \(MX240 Router with Enhanced MX SCB\) on page 398](#)
[show chassis hardware \(MX480 Router\) on page 399](#)
[show chassis hardware \(MX480 Router with Enhanced MX SCB\) on page 399](#)
[show chassis hardware \(MX960 Router\) on page 399](#)
[show chassis hardware \(MX960 Router with Bidirectional Optics\) on page 400](#)
[show chassis hardware \(MX960 Router with Enhanced MX SCB\) on page 401](#)
[show chassis hardware models \(MX960 Router with Enhanced MX SCB\) on page 402](#)
[show chassis hardware detail \(MX960 Router\) on page 403](#)
[show chassis hardware \(MX2010 Router\) on page 403](#)
[show chassis hardware detail \(MX2010 Router\) on page 406](#)
[show chassis hardware extensive \(MX2010 Router\) on page 410](#)
[show chassis hardware models \(MX2010 Router\) on page 416](#)
[show chassis hardware clei-models \(MX2010 Routers\) on page 416](#)
[show chassis hardware \(MX2020 Router\) on page 417](#)
[show chassis hardware detail \(MX2020 Router\) on page 426](#)
[show chassis hardware models \(MX2020 Router\) on page 434](#)
[show chassis hardware clei-models \(MX2020 Router\) on page 436](#)
[show chassis hardware \(MX Series Routers with ATM MIC\) on page 437](#)
[show chassis hardware \(MX240, MX480, MX960 Routers with Application Services Modular Line Card\) on page 437](#)
[show chassis hardware extensive \(MX240, MX480, MX960 Routers with Application Services Modular Line Card\) on page 438](#)
[show chassis hardware \(MX480 Router with MPC4E\) on page 439](#)
[show chassis hardware \(MX2020 Router with MPC4E\) on page 440](#)
[show chassis hardware \(T320 Router\) on page 442](#)
[show chassis hardware \(T640 Router\) on page 443](#)
[show chassis hardware models \(T640 Router\) on page 443](#)
[show chassis hardware extensive \(T640 Router\) on page 444](#)
[show chassis hardware \(T4000 Router\) on page 445](#)

[show chassis hardware \(T4000 Router with 16 GB line card chassis \(LCC\) Routing Engine\) on page 447](#)
[show chassis hardware clei-models \(T4000 Router\) on page 448](#)
[show chassis hardware detail \(T4000 Router\) on page 448](#)
[show chassis hardware models \(T4000 Router\) on page 450](#)
[show chassis hardware lcc \(TX Matrix Router\) on page 451](#)
[show chassis hardware scc \(TX Matrix Router\) on page 452](#)
[show chassis hardware \(T1600 Router\) on page 452](#)
[show chassis hardware \(TX Matrix Plus Router\) on page 454](#)
[show chassis hardware sfc \(TX Matrix Plus Router\) on page 459](#)
[show chassis hardware extensive \(TX Matrix Plus Router\) on page 460](#)
[show chassis hardware clei-models \(TX Matrix Plus Router\) on page 462](#)
[show chassis hardware detail \(TX Matrix Plus Router\) on page 464](#)
[show chassis hardware models \(TX Matrix Plus Router\) on page 466](#)
[show chassis hardware \(16-Port 10-Gigabit Ethernet MPC with SFP+ Optics \[MX Series Routers\]\) on page 468](#)
[show chassis hardware \(MPC3E \[MX Series Routers\]\) on page 469](#)
[show chassis hardware \(QFX3500 Switches\) on page 470](#)
[show chassis hardware detail \(QFX3500 Switches\) on page 470](#)
[show chassis hardware models \(QFX3500 Switches\) on page 472](#)
[show chassis hardware clei-models \(QFX3500 Switches\) on page 472](#)
[show chassis hardware interconnect-device \(QFabric Systems\) on page 472](#)
[show chassis hardware node-device \(QFabric Systems\) on page 472](#)
[show chassis hardware \(PTX5000 Packet Transport Switch\) on page 472](#)
[show chassis hardware clei-models \(PTX5000 Packet Transport Switch\) on page 473](#)
[show chassis hardware detail \(PTX5000 Packet Transport Switch\) on page 474](#)
[show chassis hardware models \(PTX5000 Packet Transport Switch\) on page 476](#)
[show chassis hardware extensive \(PTX5000 Packet Transport Switch\) on page 476](#)
[show chassis hardware \(MX Routers with Media Services Blade \[MSB\]\) on page 477](#)
[show chassis hardware extensive \(MX Routers with Media Services Blade \[MSB\]\) on page 477](#)

Output Fields [Table 21 on page 378](#) lists the output fields for the **show chassis hardware** command. Output fields are listed in the approximate order in which they appear.

Table 21: show chassis hardware Output Fields

Field Name	Field Description	Level of Output
Item	<p>Chassis component:</p> <ul style="list-style-type: none"> (EX Series switches)—Information about the chassis, Routing Engine (SRE and Routing Engine modules in EX8200 switches), power supplies, fan trays, and LCD panel. Also displays information about Flexible PIC Concentrators (FPCs) and associated Physical Interface Cards (PICs). Information about the backplane, midplane, and SIBs (SF modules) is displayed for EX8200 switches. See EX Series Switches Hardware and CLI Terminology Mapping. (MX Series routers and EX Series switches)—Information about the backplane, Routing Engine, Power Entry Modules (PEMs), and fan trays. Also displays information about Flexible PIC Concentrators (FPCs) and associated Physical Interface Cards (PICs), Modular Port Concentrators (MPCs) and associated Modular Interface Cards (MICs), or Dense Port Concentrators (DPCs). MX80 routers have a single Routing Engine and a built-in Packet Forwarding Engine that attaches directly to MICs. The Packet Forwarding Engine has two “pseudo” FPCs (FPC 0 and FPC1). MX80 routers also have a Forwarding Engine Board (FEB). (M Series routers, except for the M320 router)—Information about the backplane; power supplies; fan trays; Routing Engine; maxicab (the connection between the Routing Engine and the backplane, for the M40 router only); SCB, SSB, SFM, or FEB; MCS and PCG (for the M160 router only); each FPC and PIC; and each fan, blower, and impeller. (M120, M320, and T Series routers)—Information about the backplane, power supplies, fan trays, midplane, FPM (craft interface), CIP, PEM, SCG, CB, FPC, PIC, SFP, SPMB, and SIB. (QFX Series)—Information about the chassis, Routing Engine, power supplies, fan trays, Interconnect devices, and Node devices. Also displays information about Flexible PIC Concentrators (FPCs) and associated Physical Interface Cards (PICs). (PTX Series)—Information about the chassis, midplane, craft interface (FPM), power distribution units (PDUs) and Power Supply Modules (PSMs), Centralized Clock Generators (CCGs), Routing Engines, Control Boards (CBs) and Switch Processor Mezzanine Boards (SPMBs), Flexible PIC Concentrators (FPCs), PICs, Switch Interface Boards (SIBs), and fan trays (vertical and horizontal). (MX2010 and MX2020 routers)—Information about the chassis, midplane, craft interface (FPM), power midplane (PMP), Power Supply Modules (PSMs), Power Distribution Modules (PDMs), Routing Engines, Control Boards (CBs) and Switch Processor Mezzanine Boards (SPMBs), Switch Fabric Boards (SFBs), Flexible PIC Concentrators (FPCs), PICs, adapter cards (ADCs) and fan trays. 	All levels
Version	Revision level of the chassis component.	All levels
Part number	Part number of the chassis component.	All levels
Serial number	Serial number of the chassis component. The serial number of the backplane is also the serial number of the router chassis. Use this serial number when you need to contact Juniper Networks Customer Support about the router or switch chassis.	All levels
Assb ID or Assembly ID	(extensive keyword only) Identification number that describes the FRU hardware.	extensive

Table 21: show chassis hardware Output Fields (*continued*)

Field Name	Field Description	Level of Output
Assembly Version	(extensive keyword only) Version number of the FRU hardware.	extensive
Assembly Flags	(extensive keyword only) Flags.	extensive
FRU model number	(clei-models , extensive , and models keyword only) Model number of the FRU hardware component.	none specified
CLEI code	(clei-models and extensive keyword only) Common Language Equipment Identifier code. This value is displayed only for hardware components that use ID EEPROM format v2. This value is not displayed for components that use ID EEPROM format v1.	none specified
EEPROM Version	ID EEPROM version used by the hardware component: 0x00 (version 0), 0x01 (version 1), or 0x02 (version 2).	extensive
Description	<p>Brief description of the hardware item:</p> <ul style="list-style-type: none"> • Type of power supply. • Type of PIC. If the PIC type is not supported on the current software release, the output states Hardware Not Supported. • Type of FPC: FPC Type 1, FPC Type 2, FPC Type 3, FPC Type 4, or FPC TypeOC192. <p>On EX Series switches, a brief description of the FPC.</p> <p>On the J Series routers, the FPC type corresponds to the Physical Interface Module (PIM). The following list shows the PIM abbreviation in the output and the corresponding PIM name.</p> <ul style="list-style-type: none"> • 2x FE—Either two built-in Fast Ethernet interfaces (fixed PIM) or dual-port Fast Ethernet PIM • 4x FE—4-port Fast Ethernet ePIM • 1x GE Copper—Copper Gigabit Ethernet ePIM (one 10-Mbps, 100-Mbps, or 1000-Mbps port) • 1x GE SFP—SFP Gigabit Ethernet ePIM (one fiber port) • 4x GE Base PIC—Four built-in Gigabit Ethernet ports on a J4350 or J6350 chassis (fixed PIM) • 2x Serial—Dual-port serial PIM • 2x T1—Dual-port T1 PIM • 2x E1—Dual-port E1 PIM • 2x CTIE1—Dual-port channelized T1/E1 PIM • 1x T3—T3 PIM (one port) • 1x E3—E3 PIM (one port) • 4x BRI S/T—4-port ISDN BRI S/T PIM • 4x BRI U—4-port ISDN BRI U PIM • 1x ADSL Annex A—ADSL 2/2+ Annex A PIM (one port, for POTS) • 1x ADSL Annex B—ADSL 2/2+ Annex B PIM (one port, for ISDN) • 1x TGM550—TGM550 Telephony Gateway Module (Avaya VoIP gateway module with one console port, two analog LINE ports, and two analog TRUNK ports) 	All levels

Table 21: show chassis hardware Output Fields (*continued*)

Field Name	Field Description	Level of Output
	<ul style="list-style-type: none"> • 1x DS1 TIM510—TIM510 E1/T1 Telephony Interface Module (Avaya VoIP media module with one E1 or T1 trunk termination port and ISDN PRI backup) • 4x FXS, 4x FXO, TIM514—TIM514 Analog Telephony Interface Module (Avaya VoIP media module with four analog LINE ports and four analog TRUNK ports) • 4x BRI TIM521—TIM521 BRI Telephony Interface Module (Avaya VoIP media module with four ISDN BRI ports) • Crypto Accelerator Module—For enhanced performance of cryptographic algorithms used in IP Security (IPsec) services • MPC M 16x 10GE—16-port 10-Gigabit Module Port Concentrator that supports SFP+ optical transceivers. (Not on EX Series switches.) • For hosts, the Routing Engine type. • For small form-factor pluggable transceiver (SFP) modules, the type of fiber: LX, SX, LH, or T. • LCD description for EX Series switches (except EX2200 switches). • MPC2—1-port MPC2 that supports two separate slots for MICs. • MPC3E—1-port MPC3E that supports two separate slots for MICs (MIC-3D-1X100GE-CFP and MIC-3D-20GE-SFP) on MX960, MX480, and MX240 routers. The MPC3E maps one MIC to one PIC (1 MIC, 1 PIC), which differs from the mapping of legacy MPCs. • 100GBASE-LR4, pluggable CFP optics • Supports the Enhanced MX Switch Control Board with fabric redundancy and existing SCBs without fabric redundancy. • Interoperates with existing MX Series line cards, including Flexible Port Concentrators (FPC), Dense Port Concentrators (DPCs), and Modular Port Concentrators (MPCs). • MPC4E—Fixed configuration MPC4E that is available in two flavors: MPC4E-3D-32XGE-SFP and MPC4E-3D-2CGE-8XGE) on MX2020, MX960, MX480, and MX240 routers. • LCD description for MX Series routers and EX Series switches 	

Sample Output

show chassis hardware
(EX8216 Switch)

user@host> show chassis hardware

Hardware inventory:

Item	Version	Part number	Serial number	Description
Chassis	REV 06		CY0109220035	EX8216
Midplane	REV 06	710-016845	BA0909120112	EX8216-MP
CB 0	REV 22	710-020771	AX0109197723	EX8216-RE320
CB 1	REV 22	710-020771	AX0109197726	EX8216-RE320
Routing Engine 1		BUILTIN	BUILTIN	RE-EX8216
FPC 3	REV 19	710-020683	BC0109083125	EX8200-48F
CPU	REV 13	710-020598	BF0109144549	EX8200-CPU
FPC 4	REV 17	710-020683	BC0108500127	EX8200-48F
CPU	REV 10	710-020598	BF0108460510	EX8200-CPU
PIC 0		BUILTIN	BUILTIN	48x 100 Base-QFX/1000
Base-X				
Xcvr 1	REV 01	740-011613	PE70V89	SFP-SX
Xcvr 11	REV 01	740-011613	PE70YCE	SFP-SX
Xcvr 12	REV 01	740-011613	PE70VSH	SFP-SX
Xcvr 13	REV 01	740-011613	E08C02063	SFP-SX
Xcvr 14	REV 01	740-011613	PE70VKU	SFP-SX
Xcvr 15	REV 01	740-011613	E08E03372	SFP-SX
Xcvr 21	REV 01	740-011613	PE70VAD	SFP-SX
Xcvr 22	REV 01	740-011613	E08E01228	SFP-SX
Xcvr 23	REV 01	740-011613	PE70VSL	SFP-SX
Xcvr 24	REV 01	740-011613	E08E03409	SFP-SX
Xcvr 25	REV 01	740-011613	PE70VL4	SFP-SX
Xcvr 26	REV 01	740-011613	PDQ4L2Z	SFP-SX
Xcvr 27	REV 01	740-011613	PE70WFK	SFP-SX
Xcvr 28	REV 01	740-011782	PBD2B5U	SFP-SX
Xcvr 29	REV 01	740-011613	PE70UQX	SFP-SX
Xcvr 30	REV 01	740-011613	PE70VL5	SFP-SX
Xcvr 31	REV 01	740-011613	PE70V0F	SFP-SX
Xcvr 32	REV 01	740-011613	E08C02052	SFP-SX
Xcvr 33	REV 01	740-011613	E08C02197	SFP-SX
Xcvr 34	REV 01	740-011613	PE70V0L	SFP-SX
Xcvr 35	REV 01	740-011613	E08E03390	SFP-SX
Xcvr 36	REV 01	740-011613	PDQ4VL9	SFP-SX
Xcvr 37	REV 01	740-011613	E08E03370	SFP-SX
Xcvr 38	REV 01	740-011613	E08E03362	SFP-SX
Xcvr 39	REV 01	740-011613	E08C02065	SFP-SX
Xcvr 40	REV 01	740-011613	E08E03405	SFP-SX
Xcvr 41	REV 01	740-011613	E08E03411	SFP-SX
Xcvr 43	REV 01	740-011613	E08C02171	SFP-SX
Xcvr 45	REV 01	740-011613	E08E03410	SFP-SX
FPC 13	REV 16	710-016837	BB0109051344	EX8200-8XS
CPU				
SIB 0	REV 10	710-021613	AY0109166244	EX8216-SF320
SIB 1	REV 10	710-021613	AY0109166357	EX8216-SF320
SIB 2	REV 10	710-021613	AY0109166362	EX8216-SF320
SIB 3	REV 10	710-021613	AY0109166338	EX8216-SF320
SIB 4	REV 10	710-021613	AY0109166350	EX8216-SF320
SIB 5	REV 10	710-021613	AY0109166365	EX8216-SF320
SIB 6	REV 10	710-021613	AY0109166361	EX8216-SF320
SIB 7	REV 10	710-021613	AY0109166399	EX8216-SF320
PSU 0	REV 17	740-021466	BG0709170003	EX8200-AC2K
PSU 1	REV 17	740-021466	BG0709170004	EX8200-AC2K
PSU 2	REV 17	740-021466	BG0709170020	EX8200-AC2K
PSU 3	REV 17	740-021466	BG0709170017	EX8200-AC2K
PSU 4	REV 17	740-021466	BG0709170008	EX8200-AC2K

PSU 5	REV 17	740-021466	BG0709170018	EX8200-AC2K
Top Fan Tray				
FTC 0	REV 4	760-022620	CX1209140212	EX8216-FT
FTC 1	REV 4	760-022620	CX1209140212	EX8216-FT
Bottom Fan Tray				
FTC 0	REV 4	760-022620	CX1209140211	EX8216-FT
FTC 1	REV 4	760-022620	CX1209140211	EX8216-FT
LCD 0	REV 04	710-025742	CE0109186919	EX8200 LCD

show chassis hardware clei-models (EX8216 Switch)

```
user@host> show chassis hardware clei-models
```

```
Hardware inventory:
```

Item	Version	Part number	CLEI code	FRU model number
Midplane	REV 08	710-016845		
PSU 0	REV 05	740-023002	COUPAEAEAA	EX8200-PWR-AC3KR
PSU 1	REV 05	740-023002	COUPAEAEAA	EX8200-PWR-AC3KR
PSU 2	REV 05	740-023002	COUPAEAEAA	EX8200-PWR-AC3KR
PSU 3	REV 05	740-023002	COUPAEAEAA	EX8200-PWR-AC3KR
PSU 4	REV 05	740-023002	COUPAEAEAA	EX8200-PWR-AC3KR
PSU 5	REV 05	740-023002	COUPAEAEAA	EX8200-PWR-AC3KR
Top Fan Tray				
Bottom Fan Tray				

show chassis hardware clei-models (T1600 Router)

```
user@host> show chassis hardware clei-models
```

```
Hardware inventory:
```

Item	Version	Part number	CLEI code	FRU model number
Midplane	REV 03	710-005608		CHAS-BP-T640-S
FPM Display	REV 05	710-002897		CRAFT-T640-S
CIP	REV 06	710-002895		CIP-L-T640-S
PEM 0	Rev 07	740-017906	IPUPAC7KTA	PWR-T1600-3-80-DC-S
PEM 1	Rev 18	740-002595		PWR-T-DC-S
SCG 0	REV 15	710-003423		SCG-T-S
Routing Engine 0	REV 08	740-014082		RE-A-2000-4096-S
Routing Engine 1	REV 07	740-014082		RE-A-2000-4096-S
CB 0	REV 05	710-007655		CB-T-S
CB 1	REV 03	710-017707		CB-T-S
FPC 0	REV 07	710-013558		T640-FPC2-E2
PIC 0	REV 01	750-010618		PB-4GE-SFP
PIC 1	REV 06	750-001900		PB-10C48-SON-SMSR
PIC 2	REV 14	750-001901		PB-40C12-SON-SMIR
PIC 3	REV 07	750-001900		PB-10C48-SON-SMSR
FPC 1	REV 06	710-013553		T640-FPC1-E2
PIC 0	REV 08	750-001072		P-1GE-SX
PIC 1	REV 10	750-012266		PB-4GE-TYPE1-SFP-IQ2
PIC 2	REV 22	750-005634		PB-1CHOC12SMIR-QPP
FPC 2				
PIC 0	REV 16	750-007141		PC-10GE-SFP
PIC 1	REV 06	750-015217		PC-8GE-TYPE3-SFP-IQ2
PIC 2	REV 05	750-004695		PC-TUNNEL
PIC 3	REV 17	750-009553		PC-40C48-SON-SFP
FPC 3	REV 01	710-010154		T640-FPC3-E
PIC 0	REV 07	750-012793		PC-1XGE-TYPE3-XFP-IQ2
PIC 1	REV 25	750-007141		PC-10GE-SFP
PIC 2	REV 17	750-009553		PC-40C48-SON-SFP
PIC 3	REV 32	750-003700		PC-10C192-SON-VSR
FPC 4	REV 16	710-013037		T1600-FPC4-ES
PIC 1	REV 06	750-034781		PD-1CE-CFP
FPC 5	REV 02	710-013037		T1600-FPC4-ES
PIC 0	REV 16	750-012518		PD-40C192-SON-XFP
PIC 1	REV 01	750-010850		PD-10C768-SON-SR
FPC 6	REV 14	710-013037		T1600-FPC4-ES

PIC 0	REV 11	750-017405	PD-4XGE-XFP
PIC 1	REV 13	750-017405	PD-4XGE-XFP
FPC 7	REV 09	710-007529	T640-FPC3
PIC 0	REV 10	750-012793	PC-1XGE-TYPE3-XFP-IQ2
PIC 1	REV 01	750-015217	PC-8GE-TYPE3-SFP-IQ2
PIC 2	REV 01	750-015217	PC-8GE-TYPE3-SFP-IQ2
PIC 3	REV 15	750-009450	PC-10C192-S0N-SR2
SIB 0	REV 07	710-013074	SIB-I-T1600-S
SIB 1	REV 07	710-013074	SIB-I-T1600-S
SIB 2	REV 07	710-013074	SIB-I-T1600-S
SIB 3	REV 07	710-013074	SIB-I-T1600-S
SIB 4	REV 07	710-013074	SIB-I-T1600-S
Fan Tray 0			FANTRAY-T-S
Fan Tray 1			FANTRAY-T-S
Fan Tray 2			FAN-REAR-TX-T640-S

show chassis hardware detail (EX4200 Switch)

```
user@host> show chassis hardware detail
Hardware inventory:
Item                Version  Part number  Serial number  Description
Chassis              BM0208327733 EX4200-24T
Routing Engine 0     REV 11    750-021256  BM0208327733  EX4200-24T, 8 POE
Routing Engine 0     BM0208327733 EX4200-24T, 8 POE
FPC 0                REV 11    750-021256  BM0208327733  EX4200-24T, 8 POE
CPU                  BUILTIN   BUILTIN     FPC CPU
PIC 0                BUILTIN   BUILTIN     24x 10/100/1000 Base-T
PIC 1                REV 03B   711-021270  AR0208162285  4x GE SFP
BRD                  REV 08    711-021264  AK0208328289  EX4200-24T, 8 POE
Power Supply 0       REV 03    740-020957  AT0508346354  PS 320W AC
Fan Tray
```

show chassis hardware models (EX4500 Switch)

```
user@host> show chassis hardware models
Hardware inventory:
Item                Version  Part number  Serial number  FRU model number
Routing Engine 0     REV 01    750-035700  GG0210271867  EX4500-40F-FB-C
FPC 0                REV 01    750-035700  GG0210271867  EX4500-40F-FB-C
PIC 0                BUILTIN   BUILTIN     EX4500-40F-FB-C
Power Supply 1       REV 01    740-029654  H884FS00JC09  EX4500-PWR1-AC-FB
```

show chassis hardware (J6350 Router)

```
user@host> show chassis hardware
Hardware inventory:
Item                Version  Part number  Serial number  Description
Chassis              JN1090E07ADB JSR6350
Midplane             REV 03    710-014593  NP1265
System IO            REV 01    710-016210  NN9950        JX350 System IO
Crypto Module        NM6509    Crypto Acceleration
Routing Engine       REV 08    710-015273  00102006C24A00000039 Compact
ad0 248 MB 256MB CKS
Flash
FPC 0                FPC
PIC 0                4x GE Base PIC
FPC 1                REV 06    750-010355  AI07030023    FPC
PIC 0                2x T1
FPC 3                REV 06    750-011148  AJ06520151    FPC
PIC 0                2x E1
FPC 6                REV 06    750-013492  NC4170        FPC
PIC 0                4x FE
Power Supply 0
```

**show chassis hardware
(J6300 Router)**

user@host> show chassis hardware

Hardware inventory:

Item	Version	Part number	Serial number	Description
Chassis			JN000164AB	J6300
Midplane	REV 02.04	710-010001	CORE99570	
System IO	REV 02.00	710-010003	CORE100848	System IO board
Routing Engine	RevX2.6	750-010006	IWGS40735390	RE-J.3
FPC 0				FPC
PIC 0				2x FE
FPC 1	RevX2.0	750-011380	N3960005	FPC
PIC 0				1xADSL pic Annex A
FPC 2	RevX2.0	750-011380	N3960002	FPC
PIC 0				1xADSL pic Annex B
FPC 3	REV 03	750-010354	N0780028	FPC
PIC 0				1x T3

**show chassis hardware
(M7i Router)**

user@host> show chassis hardware

Hardware inventory:

Item	Version	Part number	Serial number	Description
Chassis			31959	M7i
Midplane	REV 02	710-008761	CA0209	M7i Midplane
Power Supply 0	Rev 04	740-008537	PD10272	AC Power Supply
Routing Engine	REV 01	740-008846	1000396803	RE-5.0
CFEB	REV 02	750-009492	CA0166	Internet Processor IIv1
FPC 0				E-FPC
PIC 0	REV 04	750-003163	HJ6416	1x G/E, 1000 BASE-SX
PIC 1	REV 04	750-003163	HJ6423	1x G/E, 1000 BASE-SX
PIC 2	REV 04	750-003163	HJ6421	1x G/E, 1000 BASE-SX
PIC 3	REV 02	750-003163	HJ0425	1x G/E, 1000 BASE-SX
FPC 1				E-FPC
PIC 2	REV 01	750-009487	HM2275	ASP - Integrated
PIC 3	REV 01	750-009098	CA0142	2x F/E, 100 BASE-TX

Hardware inventory:

Item	Version	Part number	Serial number	Description
Chassis			B1157	M7i
Midplane	REV 05	710-008761	DM0840	M7i Midplane
Power Supply 0	Rev 08	740-008537	TE53755	AC Power Supply
Routing Engine	REV 07	740-011202	1000736567	RE-850
CFEB	REV 09	750-010463	DK6952	Internet Processor II
FPC 0				E-FPC
PIC 0	REV 12	750-012838	DL7993	4x 1GE(LAN), IQ2
Xcvr 0	REV 01	740-011614	PD94TDJ	SFP-LX10
Xcvr 1	REV 01	740-011615	PAD5EER	UNSUPPORTED
Xcvr 2	REV 01	740-011614	PD94THU	SFP-LX10
Xcvr 3		NON-JNPR	PDC2E7A	SFP-LX10
PIC 1	REV 03	750-023116	JT0203	4x CHSTM1 SDH CE SFP
Xcvr 0	REV 01	740-012434	AGT063832PS	SFP-SR
Xcvr 1	REV 01	740-012434	AGT063832LY	SFP-SR
Xcvr 3	REV 01	740-016064	C06J19018	SFP-LR
PIC 2	REV 15	750-014895	DM5757	MultiServices 100
PIC 3	REV 01	750-025390	JW9448	12x T1/E1 CE
FPC 1				E-FPC
PIC 2		BUILTIN	BUILTIN	1x Tunnel
PIC 3	REV 09	750-009099	DM0899	1x G/E, 1000 BASE
Xcvr 0	REV 01	740-012434	AGT07150HGJ	UNSUPPORTED
Fan Tray				Rear Fan Tray

show chassis hardware

user@host> show chassis hardware

Hardware inventory:

(M10 Router)

Item	Version	Part number	Serial number	Description
Chassis			1122	M10
Midplane	REV 1.1	710-001950	S/N AC6626	
Power supply A	Rev 01	740-002497	S/N LC36095	AC
Power supply B	Rev 01	740-002497	S/N LC36100	AC
Display	REV 1.2	710-001995	S/N AC6656	
Host			18000005dfb3fb01	teknor
FEB	REV 01	710-001948	S/N AC6632	Internet Processor II
FPC 0				
PIC 0	REV 08	750-001072	S/N AB2485	1x G/E, 1000 BASE-SX
PIC 1	REV 01	750-000613	S/N AA1048	1x OC-12 SONET, SMIR
FPC 1				
Fan Tray 0				FANTRAY-M10I-S
Fan Tray 1				FANTRAY-M10I-S

show chassis hardware models (M10 Router)

```
user@host> show chassis hardware models
Hardware inventory:
```

Item	Version	Part number	CLEI code	FRU model number
Midplane	REV 04	710-008920		CHAS-MP-M10i-S
Power Supply 0	Rev 06	740-008537		PWR-M10i-M7i-AC-S
Power Supply 1	Rev 06	740-008537		PWR-M10i-M7i-AC-S
HCM 0	REV 03	710-010580		HCM-M10i-S
HCM 1	REV 03	710-010580		HCM-M10i-S
Routing Engine 0	REV 09	740-009459		RE-400-256-S
CFEB 0	REV 05	750-010465		FEB-M10i-M7i-S
FPC 0				
PIC 0	REV 10	750-002971		PE-40C3-SON-MM
PIC 1	REV 11	750-002992		PE-4FE-TX
PIC 2	REV 03	750-002977		PE-20C3-ATM-MM
PIC 3	REV 08	750-005724		PE-20C3-ATM2-MM
FPC 1				
PIC 2	REV 12	750-008425		PE-AS
PIC 3	REV 13	750-005636		PE-4CHDS3-QPP
Fan Tray 0				FANTRAY-M10I-S
Fan Tray 1				FANTRAY-M10I-S

show chassis hardware (M20 Router)

```
user@host> show chassis hardware
Hardware inventory:
```

Item	Version	Part number	Serial number	Description
Chassis			20033	M20
Backplane	REV 07	710-001517	S/N AA7940	
Power supply B	Rev 01	740-001465	S/N 000001	AC
Display	REV 02	710-001519	S/N AA9704	
Host 0			98000004f8f27501	teknor
SSB slot 0	REV 01	710-001951	S/N AD5905	Internet Processor II
SSRAM bank 0	REV 01	710-001385	S00480	2 MB
SSRAM bank 1	REV 01	710-001385	S00490	2 MB
SSRAM bank 2	REV 01	710-001385	S001:?	2 MB
SSRAM bank 3	REV 01	710-001385	S00483	2 MB
SSB slot 1	N/A	N/A	N/A	Backup
FPC 1	REV 01	710-001292	S/N AB7528	
SSRAM	REV 01	710-000077	S/N 304209	1 MB
SDRAM bank 0	REV 01	710-000099	S/N 000603	64 MB
SDRAM bank 1	REV 01	710-000099	S/N 000414	64 MB
PIC 0	REV 03	750-000612	S/N AB8433	2x OC-3 ATM, MM
PIC 1	REV 01	750-000616	S/N AA1168	1x OC-12 ATM, MM
PIC 2	REV 01	750-000613	S/N AA1008	1x OC-12 SONET, SMIR
PIC 3	REV 01	750-002501	S/N AD5810	4x E3
FPC 2	REV 01	710-001292	S/N AC0119	
SSRAM	REV 01	710-000077	S/N 503241	1 MB

SDRAM bank 0	REV 01	710-000099	S/N 306835	64 MB
SDRAM bank 1	REV 01	710-000099	S/N 306832	64 MB
Fan Tray 0				Front Upper Fan Tray
Fan Tray 1				Front Middle Fan Tray
Fan Tray 2				Front Bottom Fan Tray
Fan Tray 3				Rear Fan Tray

show chassis hardware models (M20 Router)

```
user@host> show chassis hardware models
```

```
Hardware inventory:
```

Item	Version	Part number	CLEI code	FRU model number
Backplane	REV 03	710-002334		CHAS-MP-M20-S
Power Supply A	REV 06	740-001465		PWR-M20-AC-S
Display	REV 04	710-001519		CRAFT-M20-S
Routing Engine 0	REV 06	740-003239		RE-333-768-S
Routing Engine 1	REV 06	740-003239		RE-333-768-S
SSB 0	REV 02	710-001951		SSB-E-M20
SSB 1	N/A	N/A		
FPC 0	REV 03	710-003308		FPC-E
PIC 0	REV 08	750-002303		P-4FE-TX
PIC 1	REV 07	750-004745		P-2MCDS3
PIC 2	REV 03	750-002965		PE-4CHDS3
FPC 1	REV 03	710-003308		FPC-E
PIC 0	REV 03	750-002914		P-20C3-ATM-MM
Fan Tray 0				FANTRAY-F-M20-S
Fan Tray 1				FANTRAY-F-M20-S
Fan Tray 2				FANTRAY-F-M20-S
Fan Tray 3				FANTRAY-R-M20-S

show chassis hardware (M40 Router)

```
user@host> show chassis hardware
```

```
Hardware inventory:
```

Item	Version	Part number	Serial number	Description
Backplane	REV 02	710-000073	S/N AA0053	
Power supply A	Rev 2	740-000235	S/N 000042	DC
Maxicab	REV X1	710-000229	S/N AA0139	
Minicab	REV X1	710-000482	S/N AA0201	
Display	REV 06	710-000150	S/N AA0905	
Host				cpv5000
SCB	REV X1	710-000075	S/N AA0158	Internet Processor I
SSRAM bank 0	REV 02	710-000077	S/N AA2267	1 MB
SSRAM bank 1	REV 02	710-000077	S/N AA2270	1 MB
SSRAM bank 2	REV 02	710-000077	S/N AA2269	1 MB
SSRAM bank 3	REV 02	710-000077	S/N AA2268	1 MB
FPC 0	REV 01	710-000175	S/N AA0048	
SSRAM	REV 01	710-000077	S/N AA2333	1 MB
SDRAM bank 0	REV 01	710-000099	S/N AA2332	64 MB
SDRAM bank 1	REV X1	710-000099	S/N AA2337	64 MB
PIC 0	REV 04	750-000613	S/N aa0343	1x OC-12 SONET, SMIR
PIC 1	REV 04	750-000613	S/N AA0379	1x OC-12 SONET, SMIR
PIC 2	REV 04	750-000613	S/N AA0377	1x OC-12 SONET, SMIR
PIC 3	REV 04	750-000613	S/N AA0378	1x Tunnel
FPC 2	REV 01	710-000175	S/N AA0042	
SSRAM	REV 02	710-000077	S/N AA2288	1 MB
SDRAM bank 0	REV 01	710-000099	S/N AA2331	64 MB
SDRAM bank 1	REV 01	710-000099	S/N AA2330	64 MB
PIC 0	REV X1	750-000603	S/N AA0143	4x OC-3 SONET, SMIR
PIC 1	REV X1	750-000615	S/N AA0149	4x OC-3 SONET, MM
PIC 2	REV X1	750-000611	S/N AA0148	4x OC-3 SONET, MM
PIC 3	REV 04	750-000613	S/N AA0330	1x OC-12 SONET, SMIR
FPC 4	REV 01	710-000175	S/N AA0050	
SSRAM	REV 01	710-000077	S/N AA2327	1 MB

SDRAM bank 0	REV 01	710-000099	S/N AA2329	64 MB
SDRAM bank 1	REV 01	710-000099	S/N AA2328	64 MB
PIC 0	REV 04	750-000613	S/N AA0320	1x OC-12 SONET, SMIR
PIC 2	REV 05	750-000616	S/N AA1341	1x OC-12 ATM, MM
PIC 3	REV 08	750-001072	S/N AB2462	1x G/E, 1000 BASE-SX
FPC 5	REV 10	710-000175	S/N AA7663	
SSRAM	REV 01	710-000077	S/N 501590	1 MB
SDRAM bank 0	REV 01	710-000099	S/N 300949	64 MB
SDRAM bank 1	REV 01	710-000099	S/N 300868	64 MB
PIC 1	REV 01	750-001323	S/N AB1670	1x Tunnel

show chassis hardware (M40e Router)

```
user@host> show chassis hardware
```

```
Hardware inventory:
```

Item	Version	Part number	Serial number	Description
Chassis				m40e
Midplane	REV 01	710-005071	AX3671	
FPM CMB	REV 03	710-001642	AR9074	
FPM Display	REV 03	710-001647	AR7331	
CIP	REV 04	710-002649	BB4449	
PEM 0	Rev 01	740-003787	MC12364	Power Entry Module
PEM 1	Rev 01	740-003787	MC12383	Power Entry Module
PCG 0	REV 07	710-001568	AG1332	
PCG 1	REV 07	710-001568	AR3789	
Host 0			3e000007c8176601	Present
MCS 0	REV 11	710-001226	AN5813	
SFM 0 SPP	REV 07	710-001228	AG4676	
SFM 0 SPR	REV 05	710-002189	AE4735	Internet Processor II
SFM 1 SPP	REV 07	710-001228	AP1347	
SFM 1 SPR	REV 05	710-002189	BE0063	Internet Processor II
FPC 0	REV 01	710-011725	BE0669	M40e-EP-FPC Type 1
CPU	REV 01	710-004600	BD9504	
PIC 0	REV 03	750-003737	AY3991	4x G/E, 1000 BASE-SX
FPC 1	REV 01	710-005197	BD9842	M40e-FPC Type 2
CPU	REV 01	710-004600	BB4869	
PIC 0	REV 07	750-001900	AR8278	1x OC-48 SONET, SMSR
FPC 2	REV 02	710-005197	BD9824	M40e-FPC Type 2
CPU	REV 01	710-004600	BD9531	
PIC 0	REV 03	750-003737	AY3986	4x G/E, 1000 BASE-SX
FPC 4	REV 02	710-005078	BE0664	M40e-FPC Type 1
CPU	REV 01	710-004600	BD9559	
PIC 0	REV 03	750-001894	AG7963	1x G/E, 1000 BASE-SX
PIC 2	REV 01	750-002575	AF2472	4x OC-3 SONET, SMIR
FPC 6	REV 02	710-005078	BE0652	M40e-FPC Type 1
CPU	REV 01	710-004600	BD9607	
PIC 0	REV 02	750-002911	AN2286	4x F/E, 100 BASE-TX
PIC 2	REV 01	750-002577	AP6345	4x OC-3 SONET, MM

show chassis hardware (M120 Router)

```
user@host> show chassis hardware
```

```
Hardware inventory:
```

Item	Version	Part number	Serial number	Description
Chassis			JN000054AC	M120
Midplane	REV 01	710-013667	RB4170	M120 Midplane
FPM Board	REV 02	710-011407	CJ9186	M120 FPM Board
FPM Display	REV 02	710-011405	CJ9173	M120 FPM Display
FPM CIP	REV 02	710-011410	CJ9221	M120 FPM CIP
PEM 0	Rev 05	740-011936	RM28320	AC Power Entry Module
PEM 1	Rev 05	740-011936	RM28321	AC Power Entry Module
Routing Engine 0	REV 03	740-014080	1000642883	RE-A-1000
CB 0	REV 03	710-011403	CM8346	M120 Control Board
CB 1	REV 06	710-011403	CP6728	M120 Control Board

FPC 1	REV 02	710-015908	CP6925	M120 CFPC 10GE
PIC 0		BUILTIN	BUILTIN	1x 10GE(LAN/WAN) XFP
Xcvr 0	REV 01	740-014279	62E204N00007	XFP-10G-LR
FPC 3	REV 03	710-011393	CJ9234	M120 FPC Type 2
PIC 0	REV 16	750-008155	NB5229	2x G/E IQ, 1000 BASE
Xcvr 0	REV 01	740-011613	P9F15JB	SFP-SX
Xcvr 1	REV 01	740-007326	P4Q0R9G	SFP-SX
PIC 1	REV 09	750-007745	CG4360	4x OC-3 SONET, SMIR
PIC 2	REV 16	750-008155	ND7787	2x G/E IQ, 1000 BASE
Xcvr 0	REV 01	740-011613	P9F12AS	SFP-SX
Xcvr 1	REV 01	740-011613	P9F1ALU	SFP-SX
PIC 3	REV 07	750-011800	JW1284	8x 1GE(LAN), IQ2
Xcvr 0	REV 01	740-011613	P9F1AM6	SFP-SX
Xcvr 6	REV 01	740-011613	P9F16NN	SFP-SX
Xcvr 7	REV 01	740-011782	P8C29Y7	SFP-SX
Board B	REV 02	710-011395	CN3754	M120 FPC Mezz
FPC 4	REV 02	710-011398	CP6741	M120 FPC Type 3
PIC 0	REV 16	750-007141	NB2855	10x 1GE(LAN), 1000 BASE
Xcvr 0	REV 01	740-011782	P922A1F	SFP-SX
Xcvr 1	REV 01	740-011782	P922A16	SFP-SX
Xcvr 2	REV 01	740-011782	P922A0U	SFP-SX
Xcvr 3	REV 01	740-011782	P9229UZ	SFP-SX
Xcvr 4	REV 01	740-009029	P11JXWP	SFP-LX
Xcvr 6	REV 01	740-011613	P9F1ALW	SFP-SX
FPC 5	REV 01	710-011388	CJ9088	M120 FPC Type 1
PIC 0	*** Hardware Not Supported ***			
PIC 1	REV 05	750-012052	NB0410	1x CHOC3 IQ SONET, SMLR
PIC 2	REV 01	750-013167	CM3824	4x CHDS3 IQ
PIC 3	REV 01	750-010240	CB5366	1x G/E SFP, 1000 BASE
Board B	REV 01	710-011390	CJ9103	M120 FPC Mezz Board
FEB 3	REV 04	710-011663	CP6673	M120 FEB
FEB 4	REV 04	710-011663	CJ9368	M120 FEB
FEB 5	REV 04	710-011663	CJ9386	M120 FEB
Fan Tray 0				Front Top Fan Tray
Fan Tray 1				Front Bottom Fan Tray
Fan Tray 2				Rear Top Fan Tray
Fan Tray 3				Rear Bottom Fan Tray

show chassis hardware detail (M120 Router)

user@host> show chassis hardware detail

Hardware inventory:

Item	Version	Part number	Serial number	Description
Chassis			JN000054AC	M120
Midplane	REV 01	710-013667	RB4170	M120 Midplane
FPM Board	REV 02	710-011407	CJ9186	M120 FPM Board
FPM Display	REV 02	710-011405	CJ9173	M120 FPM Display
FPM CIP	REV 02	710-011410	CJ9221	M120 FPM CIP
PEM 0	Rev 05	740-011936	RM28320	AC Power Entry Module
PEM 1	Rev 05	740-011936	RM28321	AC Power Entry Module
Routing Engine 0	REV 03	740-014080	1000642883	RE-A-1000
ad0 248 MB		SILICONSYSTEMS INC	256M 126CT505S07635C	00110 Compact Flash
ad2 38154 MB		HTE541040G9SA00	MPBBT0X2HS2E3M	Hard Disk
CB 0	REV 03	710-011403	CM8346	M120 Control Board
CB 1	REV 06	710-011403	CP6728	M120 Control Board
FPC 1	REV 02	710-015908	CP6925	M120 CFPC 10GE
PIC 0		BUILTIN	BUILTIN	1x 10GE(LAN/WAN) XFP
Xcvr 0	REV 01	740-014279	62E204N00007	XFP-10G-LR
FPC 3	REV 03	710-011393	CJ9234	M120 FPC Type 2
PIC 0	REV 16	750-008155	NB5229	2x G/E IQ, 1000 BASE
Xcvr 0	REV 01	740-011613	P9F15JB	SFP-SX

Xcvr 1	REV 01	740-007326	P4Q0R9G	SFP-SX
PIC 1	REV 09	750-007745	CG4360	4x OC-3 SONET, SMIR
PIC 2	REV 16	750-008155	ND7787	2x G/E IQ, 1000 BASE
Xcvr 0	REV 01	740-011613	P9F12AS	SFP-SX
Xcvr 1	REV 01	740-011613	P9F1ALU	SFP-SX
PIC 3	REV 07	750-011800	JW1284	8x 1GE(LAN), IQ2
Xcvr 0	REV 01	740-011613	P9F1AM6	SFP-SX
Xcvr 6	REV 01	740-011613	P9F16NN	SFP-SX
Xcvr 7	REV 01	740-011782	P8C29Y7	SFP-SX
Board B	REV 02	710-011395	CN3754	M120 FPC Mezz
FPC 4	REV 02	710-011398	CP6741	M120 FPC Type 3
PIC 0	REV 16	750-007141	NB2855	10x 1GE(LAN), 1000 BASE
Xcvr 0	REV 01	740-011782	P922A1F	SFP-SX
Xcvr 1	REV 01	740-011782	P922A16	SFP-SX
Xcvr 2	REV 01	740-011782	P922A0U	SFP-SX
Xcvr 3	REV 01	740-011782	P9229UZ	SFP-SX
Xcvr 4	REV 01	740-009029	P11JXWP	SFP-LX
Xcvr 6	REV 01	740-011613	P9F1ALW	SFP-SX
FPC 5	REV 01	710-011388	CJ9088	M120 FPC Type 1
PIC 0	*** Hardware Not Supported ***			
PIC 1	REV 05	750-012052	NB0410	1x CHOC3 IQ SONET, SMLR
PIC 2	REV 01	750-013167	CM3824	4x CHDS3 IQ
PIC 3	REV 01	750-010240	CB5366	1x G/E SFP, 1000 BASE
Board B	REV 01	710-011390	CJ9103	M120 FPC Mezz Board
FEB 3	REV 04	710-011663	CP6673	M120 FEB
FEB 4	REV 04	710-011663	CJ9368	M120 FEB
FEB 5	REV 04	710-011663	CJ9386	M120 FEB
Fan Tray 0				Front Top Fan Tray
Fan Tray 1				Front Bottom Fan Tray
Fan Tray 2				Rear Top Fan Tray
Fan Tray 3				Rear Bottom Fan Tray

show chassis hardware models (M120 Router)

```
user@host> show chassis hardware models
```

```
Hardware inventory:
```

Item	Version	Part number	CLEI code	FRU model number
Midplane	REV 01	710-013667		
FPM CIP	REV 02	710-011410		CRAFT-M120-S
PEM 0	Rev 05	740-011936		PWR-M120-AC-S
PEM 1	Rev 05	740-011936		PWR-M120-AC-S
Routing Engine 0	REV 03	740-014080		RE-A-1000-2048-S
CB 0	REV 03	710-011403		CB-M120-S
CB 1	REV 06	710-011403		CB-M120-S
FPC 1	REV 02	710-015908		M120-cFPC-1XGE-XFP
FPC 3				
PIC 0	REV 16	750-008155		PB-2GE-SFP-QPP
PIC 1	REV 09	750-007745		PC-4OC3-SON-SMIR
PIC 2	REV 16	750-008155		PB-2GE-SFP-QPP
PIC 3	REV 07	750-011800		PB-8GE-TYPE2-SFP-IQ2
FPC 4				
PIC 0	REV 16	750-007141		PC-10GE-SFP
FPC 5				
PIC 1	REV 05	750-012052		PB-1CHOC3-SMIR-QPP
PIC 2	REV 01	750-013167		PE-4CHDS3-QPP
PIC 3	REV 01	750-010240		PB-1GE-SFP
Fan Tray 0				FFANTRAY-M120-S
Fan Tray 1				FFANTRAY-M120-S
Fan Tray 2				RFANTRAY-M120-S
Fan Tray 3				RFANTRAY-M120-S

show chassis hardware (M160 Router)

```

user@host> show chassis hardware
Item          Version  Part number  Serial number  Description
Chassis                               101          M160
Midplane      REV 02   710-001245   S/N AB4107
FPM CMB       REV 01   710-001642   S/N AA2911
FPM Display   REV 01   710-001647   S/N AA2999
CIP           REV 02   710-001593   S/N AA9563
PEM 0         Rev 01   740-001243   S/N KJ35769    DC
PEM 1         Rev 01   740-001243   S/N KJ35765    DC
PCG 0         REV 01   710-001568   S/N AA9794
PCG 1         REV 01   710-001568   S/N AA9804
Host 1
MCS 1         REV 03   710-001226   S/N AA9777
SFM 0 SPP     REV 04   710-001228   S/N AA2975
SFM 0 SPR     REV 02   710-001224   S/N AA9838      Internet Processor I
SFM 1 SPP     REV 04   710-001228   S/N AA2860
SFM 1 SPR     REV 01   710-001224   S/N AB0139      Internet Processor I
FPC 0         REV 03   710-001255   S/N AA9806      FPC Type 1
CPU           REV 02   710-001217   S/N AA9590
PIC 1         REV 05   750-000616   S/N AA1527      1x OC-12 ATM, MM
PIC 2         REV 05   750-000616   S/N AA1535      1x OC-12 ATM, MM
PIC 3         REV 01   750-000616   S/N AA1519      1x OC-12 ATM, MM
FPC 1         REV 02   710-001611   S/N AA9523      FPC Type 2
CPU           REV 02   710-001217   S/N AA9571
PIC 0         REV 03   750-001900   S/N AA9626      1x STM-16 SDH, SMIR
PIC 1         REV 01   710-002381   S/N AD3633      2x G/E, 1000 BASE-SX
FPC 2
CPU           REV 03   710-001217   S/N AB3329
PIC 0         REV 01
Fan Tray 0    Rear Bottom Blower
Fan Tray 1    Rear Top Blower
Fan Tray 2    Front Top Blower
Fan Tray 3    Front Fan Tray

```

show chassis hardware models (M160 Router)

```

user@host> show chassis hardware models
Hardware inventory:
Item          Version  Part number  CLEI code  FRU model number
Midplane      REV 03   710-009120   CHAS-BP-M320-S
FPM Display   REV 02   710-009351   CRAFT-M320-S
CIP           REV 03   710-005926   CIP-M320-S
PEM 2         Rev X4   740-009148   PWR-M-DC-S
PEM 3         Rev X4   740-009148   PWR-M-DC-S
Routing Engine 0 REV 02   740-008883   RE-1600-2048-S
Routing Engine 1 REV 02   740-008883   RE-1600-2048-S
FPC 0         REV 02   710-010419   M320-FPC1
PIC 0         REV 01   750-001323   P-TUNNEL
PIC 1         REV 02   750-002987   PE-10C12-SON-SMIR
PIC 2         REV 04   750-001894   PB-1GE-SX
PIC 3         REV 04   750-001896   PB-10C12-SON-SMIR
FPC 1         REV 02   710-010419   M320-FPC1
PIC 0         REV 04   750-001894   PB-1GE-SX
PIC 1         REV 04   750-001894   PB-1GE-SX
PIC 3         REV 03   750-001894   PB-1GE-SX
FPC 2         REV 02   710-010419   M320-FPC1
PIC 0         REV 10   750-005634   PB-1CHOC12SMIR-QPP
PIC 1         REV 10   750-005634   PB-1CHOC12SMIR-QPP
PIC 2         REV 07   750-005634   PB-1CHOC12SMIR-QPP
PIC 3         REV 07   750-005634   PB-1CHOC12SMIR-QPP
PIC 1         REV 10   750-005634   PB-1CHOC12SMIR-QPP
PIC 2         REV 07   750-005634   PB-1CHOC12SMIR-QPP

```

PIC 3	REV 07	750-005634	PB-1CHOC12SMIR-QPP
FPC 3			
PIC 0	REV 03	750-001895	PB-10C12-SON-MM
PIC 1	REV 04	750-001894	PB-1GE-SX
PIC 3	REV 04	750-003141	PB-1GE-SX-B
FPC 4	REV 02	710-010419	M320-FPC1
FPC 5	REV 02	710-010419	M320-FPC1
FPC 6	REV 02	710-010419	M320-FPC1
FPC 7			
PIC 0	REV 15	750-001901	PB-40C12-SON-SMIR
PIC 1	REV 06	750-001900	PB-10C48-SON-SMSR
PIC 2	REV 07	750-001900	PB-10C48-SON-SMSR
PIC 3	REV 05	750-003737	PB-4GE-SX
SIB 0	REV 03	710-009184	SIB-M-S
SIB 1	REV 03	710-009184	SIB-M-S
SIB 2	REV 03	710-009184	SIB-M-S
SIB 3	REV 03	710-009184	SIB-M-S
Fan Tray 0			FFANTRAY-M320-S
Fan Tray 1			FFANTRAY-M320-S
Fan Tray 2			RFANTRAY-M320-S

show chassis hardware detail (M160 Router)

user@host> show chassis hardware detail

Hardware inventory:

Item	Version	Part number	Serial number	Description
Chassis			101	M160
Midplane	REV 02	710-001245	S/N AB4107	
FPM CMB	REV 01	710-001642	S/N AA2911	
FPM Display	REV 01	710-001647	S/N AA2999	
CIP	REV 02	710-001593	S/N AA9563	
PEM 0	Rev 01	740-001243	S/N KJ35769	DC
PEM 1	Rev 01	740-001243	S/N KJ35765	DC
PCG 0	REV 01	710-001568	S/N AA9794	
PCG 1	REV 01	710-001568	S/N AA9804	
Host 1			da000004f8d57001	teknor
MCS 1	REV 03	710-001226	S/N AA9777	
SFM 0 SPP	REV 04	710-001228	S/N AA2975	
SFM 0 SPR	REV 02	710-001224	S/N AA9838	Internet Processor I
SSRAM bank 0	REV 01	710-000077	S/N 306456	1 MB
SSRAM bank 1	REV 01	710-000077	S/N 306474	1 MB
SSRAM bank 2	REV 01	710-000077	S/N 306388	1 MB
SSRAM bank 3	REV 01	710-000077	S/N 306392	1 MB
SFM 1 SPP	REV 04	710-001228	S/N AA2860	
SFM 1 SPR	REV 01	710-001224	S/N AB0139	Internet Processor I
SSRAM bank 0	REV 01	710-000077	S/N 302917	1 MB
SSRAM bank 1	REV 01	710-000077	S/N 302662	1 MB
SSRAM bank 2	REV 01	710-000077	S/N 302593	1 MB
SSRAM bank 3	REV 01	710-000077	S/N 100160	1 MB
FPC 0	REV 03	710-001255	S/N AA9806	FPC Type 1
CPU	REV 02	710-001217	S/N AA9590	
SSRAM	REV 01	710-000077	S/N 302836	1 MB
SDRAM 0	REV 01	710-001196	S00141	32 MB
SDRAM 1	REV 01	710-001196	S0010;	32 MB
SSRAM	REV 01	710-000077	S/N 302633	1 MB
SDRAM 0	REV 01	710-001196	S00143	32 MB
SDRAM 1	REV 01	710-001196	S00115	32 MB
SSRAM	REV 01	710-000077	S/N 302952	1 MB
SDRAM 0	REV 01	710-001196	S00135	32 MB
SDRAM 1	REV 01	710-001196	S001=3	32 MB
SSRAM	REV 01	710-000077	S/N 302892	1 MB
SDRAM 0	REV 01	710-001196	S000?6	32 MB
SDRAM 1	REV 01	710-001196	S001=5	32 MB

PIC 1	REV 05	750-000616	S/N AA1527	1x OC-12 ATM, MM
PIC 2	REV 05	750-000616	S/N AA1535	1x OC-12 ATM, MM
PIC 3	REV 01	750-000616	S/N AA1519	1x OC-12 ATM, MM
FPC 1	REV 02	710-001611	S/N AA9523	FPC Type 2
CPU	REV 02	710-001217	S/N AA9571	
SSRAM	REV 01	710-000077	S/N 306340	1 MB
SDRAM 0	REV 01	710-001196	S00012	32 MB
SDRAM 1	REV 01	710-001196	S0001?	32 MB
SSRAM	REV 01	710-000077	S/N 306454	1 MB
SDRAM 0	REV 01	710-001196	S00028	32 MB
SDRAM 1	REV 01	710-001196	S0002?	32 MB
SSRAM	REV 01	710-000077	S/N 306492	1 MB
SDRAM 0	REV 01	710-001196	S00015	32 MB
SDRAM 1	REV 01	710-001196	S00031	32 MB
SSRAM	REV 01	710-000077	S/N 306363	1 MB
SDRAM 0	REV 01	710-001196	S00013	32 MB
SDRAM 1	REV 01	710-001196	S00032	32 MB
PIC 0	REV 03	750-001900	S/N AA9626	1x STM-16 SDH, SMIR
PIC 1	REV 01	710-002381	S/N AD3633	2x G/E, 1000 BASE-SX
FPC 2				FPC Type OC192
... SSRAM	REV 01	710-000077	S/N 306466	1 MB

show chassis hardware (M320 Router)

```
user@host> show chassis hardware
```

```
Hardware inventory:
```

Item	Version	Part number	Serial number	Description
Chassis			67245	M320
Midplane	REV 05	710-009120	RB1202	M320 Midplane
FPM GBUS	REV 04	710-005928	HZ5697	M320 Board
FPM Display	REV 05	710-009351	HR1464	M320 FPM Display
CIP	REV 04	710-005926	HT8672	M320 CIP
PEM 0	Rev 05	740-009148	QK34208	DC Power Entry Module
PEM 1	Rev 05	740-009148	QK34262	DC Power Entry Module
PEM 2	Rev 05	740-009148	QF10449	DC Power Entry Module
PEM 3	Rev 05	740-009148	QJ18257	DC Power Entry Module
Routing Engine 0	REV 06	740-008883	P11123901185	RE-4.0
CB 0	REV 07	710-009115	JB2382	M320 Control Board
FPC 0	REV 02	710-005017	CD9926	M320 FPC Type 2
CPU	REV 01	710-011659	CJ6940	M320 PCA SCPU
PIC 0	REV 07	750-001900	AT1594	1x OC-48 SONET, SMSR
PIC 1	REV 03	750-001850	HS2746	1x Tunnel
PIC 2	REV 05	750-010618	JE7117	4x G/E SFP, 1000 BASE
PIC 3	REV 06	750-001900	HE6083	1x OC-48 SONET, SMSR
FPC 2	REV 02	710-005017	CH0319	M320 FPC Type 1
CPU	REV 01	710-011659	CJ6942	M320 PCA SCPU
PIC 0	REV 05	750-003034	BD8705	4x OC-3 SONET, SMIR
FPC 5	REV 02	710-005017	CD9938	M320 FPC Type 2
CPU				
FPC 7	REV 02	710-005017	CD9934	M320 FPC Type 2
CPU				
SIB 0	REV 09	710-009184	JA6540	M320 SIB
SIB 1	REV 09	710-009184	HV9511	M320 SIB
SIB 2	REV 09	710-009184	HW2057	M320 SIB
SIB 3	REV 09	710-009184	JA6687	M320 SIB
Fan Tray 0				Front Top Fan Tray
Fan Tray 1				Front Bottom Fan Tray
Fan Tray 2				Rear Fan Tray

show chassis hardware models (M320 Router)

```
user@host> show chassis hardware models
```

```
Hardware inventory:
```

Item	Version	Part number	CLEI code	FRU model number
------	---------	-------------	-----------	------------------

Midplane	REV 03	710-009120	CHAS-BP-M320-S
FPM Display	REV 02	710-009351	CRAFT-M320-S
CIP	REV 03	710-005926	CIP-M320-S
PEM 2	Rev X4	740-009148	PWR-M-DC-S
PEM 3	Rev X4	740-009148	PWR-M-DC-S
Routing Engine 0	REV 02	740-008883	RE-1600-2048-S
Routing Engine 1	REV 02	740-008883	RE-1600-2048-S
FPC 0	REV 02	710-010419	M320-FPC1
PIC 0	REV 01	750-001323	P-TUNNEL
PIC 1	REV 02	750-002987	PE-10C12-SON-SMIR
PIC 2	REV 04	750-001894	PB-1GE-SX
PIC 3	REV 04	750-001896	PB-10C12-SON-SMIR
FPC 1	REV 02	710-010419	M320-FPC1
PIC 0	REV 04	750-001894	PB-1GE-SX
PIC 1	REV 04	750-001894	PB-1GE-SX
PIC 3	REV 03	750-001894	PB-1GE-SX
FPC 2	REV 02	710-010419	M320-FPC1
PIC 0	REV 10	750-005634	PB-1CHOC12SMIR-QPP
PIC 1	REV 10	750-005634	PB-1CHOC12SMIR-QPP
PIC 2	REV 07	750-005634	PB-1CHOC12SMIR-QPP
PIC 3	REV 07	750-005634	PB-1CHOC12SMIR-QPP
PIC 1	REV 10	750-005634	PB-1CHOC12SMIR-QPP
PIC 2	REV 07	750-005634	PB-1CHOC12SMIR-QPP
PIC 3	REV 07	750-005634	PB-1CHOC12SMIR-QPP
FPC 3			
PIC 0	REV 03	750-001895	PB-10C12-SON-MM
PIC 1	REV 04	750-001894	PB-1GE-SX
PIC 3	REV 04	750-003141	PB-1GE-SX-B
FPC 4	REV 02	710-010419	M320-FPC1
FPC 5	REV 02	710-010419	M320-FPC1
FPC 6	REV 02	710-010419	M320-FPC1
FPC 7			
PIC 0	REV 15	750-001901	PB-40C12-SON-SMIR
PIC 1	REV 06	750-001900	PB-10C48-SON-SMSR
PIC 2	REV 07	750-001900	PB-10C48-SON-SMSR
PIC 3	REV 05	750-003737	PB-4GE-SX
SIB 0	REV 03	710-009184	SIB-M-S
SIB 1	REV 03	710-009184	SIB-M-S
SIB 2	REV 03	710-009184	SIB-M-S
SIB 3	REV 03	710-009184	SIB-M-S
Fan Tray 0			FFANTRAY-M320-S
Fan Tray 1			FFANTRAY-M320-S
Fan Tray 2			RFANTRAY-M320-S

show chassis hardware (MX5 Router)

```
user@host> show chassis hardware
```

```
Hardware inventory:
```

Item	Version	Part number	Serial number	Description
Chassis			E1368	MX5-T
Midplane	REV 01	711-038215	YF5288	MX5-T
PEM 0	Rev 04	740-028288	VA01215	AC Power Entry Module
PEM 1	Rev 04	740-028288	VA01218	AC Power Entry Module
Routing Engine		BUILTIN	BUILTIN	Routing Engine
TFEB 0		BUILTIN	BUILTIN	Forwarding Engine
Processor				
QXM 0	REV 05	711-028408	ZA9136	MPC QXM
FPC 0		BUILTIN	BUILTIN	MPC BUILTIN
MIC 0		BUILTIN	BUILTIN	4x 10GE XFP
PIC 0		BUILTIN	BUILTIN	4x 10GE XFP
FPC 1		BUILTIN	BUILTIN	MPC BUILTIN
MIC 0	REV 24	750-028392	YX9820	3D 20x 1GE(LAN) SFP
PIC 0		BUILTIN	BUILTIN	10x 1GE(LAN) SFP

Xcvr 0	REV 01	740-031851	AM1045SUAQ3	SFP-SX
Xcvr 1	REV 01	740-031851	AM1045SUAPA	SFP-SX
Xcvr 2	REV 01	740-031851	AM1045SUAN7	SFP-SX
Xcvr 3	REV 01	740-031851	AM1045SU91Q	SFP-SX
Xcvr 4	REV 01	740-031851	AM1045SUDDR	SFP-SX
Xcvr 9	REV 01	740-011613	AM0848SB6A1	SFP-SX
PIC 1		BUILTIN	BUILTIN	10x 1GE(LAN) SFP
Xcvr 0	REV 01	740-031851	AM1045SUANO	SFP-SX
Xcvr 1	REV 01	740-011613	AS0812S0719	SFP-SX
Xcvr 2	REV 01	740-011613	AM0821SA121	SFP-SX
Xcvr 3	REV 01	740-011613	PF21K21	SFP-SX
Xcvr 4	REV 01	740-011613	AM0848SB69Z	SFP-SX
Xcvr 5	REV 01	740-011782	P9POXV3	SFP-SX
Xcvr 6	REV 01	740-011613	AM0812S8WJN	SFP-SX
Xcvr 7	REV 01	740-011613	PAM3G9Q	SFP-SX
Xcvr 8	REV 01	740-011613	AM0848SB4A6	SFP-SX
Xcvr 9	REV 01	740-011782	P9M0U37	SFP-SX
MIC 1	REV 20	750-028380	ZG2657	3D 2x 10GE XFP
PIC 2		BUILTIN	BUILTIN	1x 10GE XFP
PIC 3		BUILTIN	BUILTIN	1x 10GE XFP
Fan Tray				Fan Tray

show chassis hardware (MX10 Router)

```
user@host> show chassis hardware
```

```
Hardware inventory:
```

Item	Version	Part number	Serial number	Description
Chassis			E1372	MX10-T
Midplane	REV 01	711-038211	YF5285	MX10-T
PEM 0	Rev 04	740-028288	VB01678	AC Power Entry Module
Routing Engine		BUILTIN	BUILTIN	Routing Engine
TFEB 0		BUILTIN	BUILTIN	Forwarding Engine
Processor				
QXM 0	REV 05	711-028408	ZA9053	MPC QXM
FPC 0		BUILTIN	BUILTIN	MPC BUILTIN
MIC 0		BUILTIN	BUILTIN	4x 10GE XFP
PIC 0		BUILTIN	BUILTIN	4x 10GE XFP
FPC 1		BUILTIN	BUILTIN	MPC BUILTIN
MIC 0	REV 24	750-028392	YX9436	3D 20x 1GE(LAN) SFP
PIC 0		BUILTIN	BUILTIN	10x 1GE(LAN) SFP
Xcvr 0	REV 01	740-031851	AM1107SUFQW	SFP-SX
PIC 1		BUILTIN	BUILTIN	10x 1GE(LAN) SFP
Fan Tray				Fan Tray

show chassis hardware (MX40 Router)

```
user@host> show chassis hardware
```

```
Hardware inventory:
```

Item	Version	Part number	Serial number	Description
Chassis			E1367	MX40-T
Midplane	REV 01	711-038211	YF5284	MX40-T
PEM 0	Rev 04	740-028288	VB01680	AC Power Entry Module
PEM 1	Rev 04	740-028288	VB01700	AC Power Entry Module
Routing Engine		BUILTIN	BUILTIN	Routing Engine
TFEB 0		BUILTIN	BUILTIN	Forwarding Engine
Processor				
QXM 0	REV 05	711-028408	ZA9048	MPC QXM
FPC 0		BUILTIN	BUILTIN	MPC BUILTIN
MIC 0		BUILTIN	BUILTIN	4x 10GE XFP
PIC 0		BUILTIN	BUILTIN	4x 10GE XFP
Xcvr 0	REV 01	740-014279	M7067UPP	XFP-10G-LR
Xcvr 1		NON-JNPR	K9J02UN	XFP-10G-LR
FPC 1		BUILTIN	BUILTIN	MPC BUILTIN
MIC 0	REV 24	750-028392	YX3504	3D 20x 1GE(LAN) SFP


```

PIC 0
  Xcvr 0    REV 01  740-011613  BUILTIN    BUILTIN    10x 1GE(LAN) SFP
  Xcvr 1    REV 01  740-011613  PFA6KV2    SFP-SX
  Xcvr 2    REV 01  740-031851  AM1045SUDDM SFP-SX
  Xcvr 3    REV 01  740-011613  PD63C7M    SFP-SX
  Xcvr 4    REV 01  740-011613  PD63DJY    SFP-SX
  Xcvr 5    REV 02  740-011613  AA0950STLL9 SFP-SX
  Xcvr 6    REV 01  740-011782  PAR1YHC    SFP-SX
  Xcvr 7    REV 01  740-011782  P9P0XXL    SFP-SX
  Xcvr 8    REV 01  740-011613  PD63D95    SFP-SX
  Xcvr 9    REV 01  740-031851  AM1045SU9B8 SFP-SX
PIC 1
  Xcvr 0    REV 01  740-011613  BUILTIN    BUILTIN    10x 1GE(LAN) SFP
  Xcvr 1    REV 01  740-031851  AM1045SU7M9 SFP-SX
  Xcvr 2    REV 01  740-031851  AM1045SUAPT SFP-SX
  Xcvr 3    REV 01  740-011613  PFF2BZH    SFP-SX
  Xcvr 4    REV 01  740-031851  AM1045SUDDN SFP-SX
  Xcvr 5    REV 01  740-031851  AM1039S00ZR SFP-SX
  Xcvr 6    REV 01  740-031851  AM1045SUD6Y SFP-SX
  Xcvr 8    REV 01  740-011613  PFM1QBS    SFP-SX
  Xcvr 9    REV 01  740-011613  PFF2E25    SFP-SX
MIC 1      REV 01  750-021130  KG4391     3D 2x 10GE XFP
PIC 2
  Xcvr 0    REV 01  740-011571  BUILTIN    BUILTIN    1x 10GE XFP
PIC 3
  Xcvr 0      NON-JNPR  CA49BK0AE  XFP-10G-SR
Fan Tray
Fan Tray

```

show chassis hardware (Fixed MX80 Router)

```
user@host> show chassis hardware
```

```
Hardware inventory:
```

Item	Version	Part number	Serial number	Description
Chassis				MX80-48T
Midplane	REV 01	711-031603	KF9250	MX80-48T
Routing Engine		BUILTIN	BUILTIN	Routing Engine
FEB 0		BUILTIN	BUILTIN	Forwarding Engine Board
FPC 0		BUILTIN	BUILTIN	MPC BUILTIN
MIC 0		BUILTIN	BUILTIN	4x 10GE XFP
PIC 0		BUILTIN	BUILTIN	4x 10GE XFP
Xcvr 0		NON-JNPR	M6439D41	XFP-10G-LR
Xcvr 1	REV 01	740-014279	6XE931N00202	XFP-10G-LR
Xcvr 2	REV 01	740-014289	C715XU05F	XFP-10G-SR
Xcvr 3	REV 01	740-014289	C650XU0EP	XFP-10G-SR
FPC 1		BUILTIN	BUILTIN	MPC BUILTIN
MIC 0	REV 01	711-029399	JR6981	12x 1GE(LAN) RJ45
PIC 0		BUILTIN	BUILTIN	12x 1GE(LAN) RJ45
PIC 1		BUILTIN	BUILTIN	12x 1GE(LAN) RJ45
MIC 1	REV 01	BUILTIN	BUILTIN	12x 1GE(LAN) RJ45
PIC 2		BUILTIN	BUILTIN	12x 1GE(LAN) RJ45
PIC 3		BUILTIN	BUILTIN	12x 1GE(LAN) RJ45
Fan Tray				Fan Tray

show chassis hardware (Modular MX80 Router)

```
user@host> show chassis hardware
```

```
Hardware inventory:
```

Item	Version	Part number	Serial number	Description
Chassis				MX80
Midplane	REV 02	711-031594	JR7084	MX80
PEM 0	Rev 01	740-028288	000018	AC Power Entry Module
Routing Engine		BUILTIN	BUILTIN	Routing Engine
FEB 0		BUILTIN	BUILTIN	Forwarding Engine Board

QXM 0	REV 05	711-028408	JR7041	MPC QXM
FPC 0		BUILTIN	BUILTIN	MPC BUILTIN
MIC 0		BUILTIN	BUILTIN	4x 10GE XFP
PIC 0		BUILTIN	BUILTIN	4x 10GE XFP
FPC 1		BUILTIN	BUILTIN	MPC BUILTIN
MIC 0	REV 02	750-028380	JR6598	3D 2x 10GE XFP
PIC 0		BUILTIN	BUILTIN	1x 10GE XFP
Xcvr 0	REV 01	740-014289	T07M86365	XFP-10G-SR
PIC 1		BUILTIN	BUILTIN	1x 10GE XFP
Xcvr 0	REV 01	740-014289	T07M71094	XFP-10G-SR
MIC 1	REV 02	750-028380	JG8548	3D 2x 10GE XFP
PIC 2		BUILTIN	BUILTIN	1x 10GE XFP
Xcvr 0	REV 02	740-014289	T08L86302	XFP-10G-SR
PIC 3		BUILTIN	BUILTIN	1x 10GE XFP
Xcvr 0	REV 02	740-014289	C810XU0BA	XFP-10G-SR
Fan Tray				Fan Tray

show chassis hardware (MX240 Router)

```
user@host> show chassis hardware
```

```
Hardware inventory:
```

Item	Version	Part number	Serial number	Description
Chassis			JN10C7F7EAFC	MX240
Midplane	REV 01	710-021041	TR1502	MX240 Backplane
FPM Board	REV 01	710-017254	KD4017	Front Panel Display
PEM 0	Rev 02	740-017330	000332	PS 1.2-1.7kW; 100-240V
AC in				
PEM 1	Rev 02	740-017330	000226	PS 1.2-1.7kW; 100-240V
AC in				
Routing Engine 0	REV 06	740-013063	1000703522	RE-S-2000
Routing Engine 1	REV 06	740-015113	1000687625	RE-S-1300
CB 0	REV 07	710-013385	KC9057	MX SCB
CB 1	REV 05	710-013385	JY4760	MX SCB
FPC 1	REV 01	750-021679	KC7340	DPCE 40x 1GE R
CPU	REV 06	710-013713	KD4078	DPC PMB
PIC 0		BUILTIN	BUILTIN	10x 1GE(LAN)
Xcvr 0	REV 01	740-011613	P9F18ME	SFP-SX
PIC 1		BUILTIN	BUILTIN	10x 1GE(LAN)
PIC 2		BUILTIN	BUILTIN	10x 1GE(LAN)
PIC 3		BUILTIN	BUILTIN	10x 1GE(LAN)
FPC 2	REV 04	710-016669	JS4529	DPCE 40x 1GE R EQ
CPU	REV 06	710-013713	KB3969	DPC PMB
PIC 0		BUILTIN	BUILTIN	10x 1GE(LAN) EQ
Xcvr 0	REV 01	740-011613	PBG3Y79	SFP-SX
Xcvr 1	REV 01	740-011613	PBG3XU8	SFP-SX
Xcvr 2	REV 01	740-011613	PBG3YG6	SFP-SX
Xcvr 3	REV 01	740-011613	PBG3XUG	SFP-SX
Xcvr 4	REV 01	740-011613	PBG3XTJ	SFP-SX
PIC 1		BUILTIN	BUILTIN	10x 1GE(LAN) EQ
Xcvr 0	REV 01	740-011613	PBG3ZUM	SFP-SX
Xcvr 1	REV 01	740-011613	PBG3Y5H	SFP-SX
Xcvr 2	REV 01	740-011613	PBG3UZT	SFP-SX
Xcvr 3	REV 01	740-011613	PBG3US1	SFP-SX
PIC 2		BUILTIN	BUILTIN	10x 1GE(LAN) EQ
Xcvr 0	REV 01	740-011613	PBG3YG7	SFP-SX
Xcvr 1	REV 01	740-011613	PBG3XZ9	SFP-SX
Xcvr 2	REV 01	740-011613	PBG3XTY	SFP-SX
Xcvr 3	REV 01	740-011613	PBG3UZG	SFP-SX
PIC 3		BUILTIN	BUILTIN	10x 1GE(LAN) EQ
Xcvr 0	REV 01	740-011613	PBG3Y8W	SFP-SX
Xcvr 1	REV 01	740-011613	PBG3YVX	SFP-SX
Xcvr 2	REV 01	740-011613	PBG3YB3	SFP-SX

Xcvr 3	REV 01	740-011613	PBG43VQ	SFP-SX
Fan Tray 0	REV 01	710-021113	JS4642	MX240 Fan Tray

show chassis hardware
detail (MX240 Router

```
user@host> show chassis hardware detail
```

Item	Version	Part number	Serial number	Description
Chassis			JN11279B4AFC	MX240 Backplane

with RE Displaying
DIMM information)

Midplane	REV 07	760-021404	TS2474	MX240 Backplane
FPM Board	REV 03	760-021392	XC2643	Front Panel Display
PEM 0	Rev 03	740-017343	QCS0908A068	DC Power Entry Module
Routing Engine 0	REV 01	740-031117	AARCH00	RE-S-1800x4
ad0 3764 MB	STEC M2+	CF 9.0.2	STIM2Q3209239145303	Removable Compact Flash
ad1 28626 MB	WDC SSD-F0030S-5000	C933Z036237215548S00		Compact Flash
usb0 (addr 1)	EHCI root hub 0	Intel		uhub0
usb0 (addr 2)	product 0x0020 32	vendor 0x8087		uhub1
DIMM 0	VL31B5263E-F8S DIE REV-0	PCB REV-0		MFR ID-ce80
DIMM 1	VL31B5263E-F8S DIE REV-0	PCB REV-0		MFR ID-ce80
DIMM 2	VL31B5263E-F8S DIE REV-0	PCB REV-0		MFR ID-ce80
DIMM 3	SL31B5263E-F8S DIE REV-0	PCB REV-0		MFR ID-ce80
CB 0	REV 03	710-021523	XD7225	MX SCB
Fan Tray 0	REV 01	710-021113	WZ4986	MX240 Fan Tray

show chassis hardware
(MX240 Router with
Enhanced MX SCB)

```
user@host> show chassis hardware
```

Hardware inventory:				
Item	Version	Part number	Serial number	Description
Chassis			JN10C7F7EAFC	MX240
Midplane	REV 01	710-021041	TR1502	MX240 Backplane
FPM Board	REV 01	710-017254	KD4017	Front Panel Display
PEM 0	Rev 02	740-017330	000332	PS 1.2-1.7kW; 100-240V
AC in				
PEM 1	Rev 02	740-017330	000226	PS 1.2-1.7kW; 100-240V
AC in				
Routing Engine 0	REV 06	740-013063	1000703522	RE-S-2000
Routing Engine 1	REV 06	740-015113	1000687625	RE-S-1300
CB 0	REV 02	710-031391	YE8494	Enhanced MX SCB
CB 1	REV 05	710-031391	YOP5764	Enhanced MX SCB
FPC 1	REV 01	750-021679	KC7340	DPCE 40x 1GE R
CPU	REV 06	710-013713	KD4078	DPC PMB
PIC 0		BUILTIN	BUILTIN	10x 1GE(LAN)
Xcvr 0	REV 01	740-011613	P9F18ME	SFP-SX
PIC 1		BUILTIN	BUILTIN	10x 1GE(LAN)
PIC 2		BUILTIN	BUILTIN	10x 1GE(LAN)
PIC 3		BUILTIN	BUILTIN	10x 1GE(LAN)
FPC 2	REV 04	710-016669	JS4529	DPCE 40x 1GE R EQ
CPU	REV 06	710-013713	KB3969	DPC PMB
PIC 0		BUILTIN	BUILTIN	10x 1GE(LAN) EQ
Xcvr 0	REV 01	740-011613	PBG3Y79	SFP-SX
Xcvr 1	REV 01	740-011613	PBG3XU8	SFP-SX
Xcvr 2	REV 01	740-011613	PBG3YG6	SFP-SX
Xcvr 3	REV 01	740-011613	PBG3XUG	SFP-SX
Xcvr 4	REV 01	740-011613	PBG3XTJ	SFP-SX
PIC 1		BUILTIN	BUILTIN	10x 1GE(LAN) EQ
Xcvr 0	REV 01	740-011613	PBG3ZUM	SFP-SX
Xcvr 1	REV 01	740-011613	PBG3Y5H	SFP-SX
Xcvr 2	REV 01	740-011613	PBG3UZT	SFP-SX
Xcvr 3	REV 01	740-011613	PBG3US1	SFP-SX
PIC 2		BUILTIN	BUILTIN	10x 1GE(LAN) EQ
Xcvr 0	REV 01	740-011613	PBG3YG7	SFP-SX
Xcvr 1	REV 01	740-011613	PBG3XZ9	SFP-SX
Xcvr 2	REV 01	740-011613	PBG3XTY	SFP-SX
Xcvr 3	REV 01	740-011613	PBG3UZG	SFP-SX
PIC 3		BUILTIN	BUILTIN	10x 1GE(LAN) EQ
Xcvr 0	REV 01	740-011613	PBG3Y8W	SFP-SX
Xcvr 1	REV 01	740-011613	PBG3YVX	SFP-SX
Xcvr 2	REV 01	740-011613	PBG3YB3	SFP-SX
Xcvr 3	REV 01	740-011613	PBG43VQ	SFP-SX
Fan Tray 0	REV 01	710-021113	JS4642	MX240 Fan Tray

**show chassis hardware
(MX480 Router)**

user@host> show chassis hardware

Hardware inventory:

Item	Version	Part number	Serial number	Description
Chassis			JN10C7F7FAFB	MX480
Midplane	REV 04	710-017414	TR2071	MX480 Midplane
FPM Board	REV 02	710-017254	KB8459	Front Panel Display
PEM 0	Rev 02	740-017330	QCS07519029	PS 1.2-1.7kW; 100-240V
AC in				
PEM 1	Rev 02	740-017330	QCS07519041	PS 1.2-1.7kW; 100-240V
AC in				
PEM 2	Rev 02	740-017330	QCS07519097	PS 1.2-1.7kW; 100-240V
AC in				
Routing Engine 0	REV 07	740-013063	1000733381	RE-S-2000
Routing Engine 1	REV 07	740-013063	1000733540	RE-S-2000
CB 0	REV 07	710-013385	KA8022	MX SCB
CB 1	REV 07	710-013385	KA8303	MX SCB
FPC 0	REV 09	750-020452	KA8660	DPCE 40x 1GE X EQ
CPU	REV 06	710-013713	KA8185	DPC PMB
PIC 0		BUILTIN	BUILTIN	10x 1GE(LAN) EQ
PIC 1		BUILTIN	BUILTIN	10x 1GE(LAN) EQ
PIC 2		BUILTIN	BUILTIN	10x 1GE(LAN) EQ
PIC 3		BUILTIN	BUILTIN	10x 1GE(LAN) EQ
Fan Tray				Left Fan Tray

**show chassis hardware
(MX480 Router with
Enhanced MX SCB)**

user@host> show chassis hardware

Hardware inventory:

Item	Version	Part number	Serial number	Description
Chassis			JN10C7F7FAFB	MX480
Midplane	REV 04	710-017414	TR2071	MX480 Midplane
FPM Board	REV 02	710-017254	KB8459	Front Panel Display
PEM 0	Rev 02	740-017330	QCS07519029	PS 1.2-1.7kW; 100-240V
AC in				
PEM 1	Rev 02	740-017330	QCS07519041	PS 1.2-1.7kW; 100-240V
AC in				
PEM 2	Rev 02	740-017330	QCS07519097	PS 1.2-1.7kW; 100-240V
AC in				
Routing Engine 0	REV 07	740-013063	1000733381	RE-S-2000
Routing Engine 1	REV 07	740-013063	1000733540	RE-S-2000
CB 0	REV 07	710-013385	KA8022	Enhanced MX SCB
CB 1	REV 07	710-013385	KA8303	Enhanced MX SCB
FPC 0	REV 09	750-020452	KA8660	DPCE 40x 1GE X EQ
CPU	REV 06	710-013713	KA8185	DPC PMB
PIC 0		BUILTIN	BUILTIN	10x 1GE(LAN) EQ
PIC 1		BUILTIN	BUILTIN	10x 1GE(LAN) EQ
PIC 2		BUILTIN	BUILTIN	10x 1GE(LAN) EQ
PIC 3		BUILTIN	BUILTIN	10x 1GE(LAN) EQ
Fan Tray				Left Fan Tray

**show chassis hardware
(MX960 Router)**

user@host> show chassis hardware

Hardware inventory:

Item	Version	Part number	Serial number	Description
Chassis				MX960
Midplane	REV 01	710-013698	AA6082	MX960 Midplane
PIM	Rev 01	740-013110	000008	Power Inlet Module
PEM 2				
PEM 3	Rev 01	740-013682	000038	PS 1.7kW; 200-240VAC in
Routing Engine 0	REV 00	740-015113	1000617944	RE-S-1300
CB 0	REV 05	710-013725	JK6947	MX960 Test SCB

FPC 4	REV 01	710-013305	JM7617	MX960 Test DPC
CPU				
PIC 0		BUILTIN	BUILTIN	1x 10GE(LAN/WAN)
PIC 1		BUILTIN	BUILTIN	10x 1GE
FPC 7	REV 01	710-013305	JL9634	MX960 Test DPC
CPU				
PIC 0		BUILTIN	BUILTIN	1x 10GE(LAN/WAN)
Xcvr 0		NON-JNPR	MYBG65I82C	XFP-10G-SR
PIC 1		BUILTIN	BUILTIN	10x 1GE
Xcvr 1	REV 01	740-011782	P7N0368	SFP-SX
Xcvr 4	REV 01	740-011782	P8J1W27	SFP-SX
Xcvr 6	REV 01	740-011782	P8J1VSD	SFP-SX
Xcvr 9	REV 01	740-011782	P8J1W25	SFP-SX
Fan Tray 0				
Fan Tray 1				

show chassis hardware (MX960 Router with Bidirectional Optics)

```
user@host> show chassis hardware
```

```
Hardware inventory:
```

Item	Version	Part number	Serial number	Description
Chassis			JN10BA5B9AFA	MX960
Midplane	REV 03	710-013698	TR0234	MX960 Backplane
FPM Board	REV 03	710-014974	JA0878	Front Panel Display
PDM	Rev 03	740-013110	QCS11135028	Power Distribution Module
PEM 0	Rev 03	740-013682	QCS11154036	PS 1.7kW; 200-240VAC in
PEM 1	Rev 03	740-013682	QCS11154010	PS 1.7kW; 200-240VAC in
PEM 2	Rev 03	740-013682	QCS11154022	PS 1.7kW; 200-240VAC in
Routing Engine 0	REV 06	740-013063	1000691458	RE-S-2000
CB 0	REV 07	710-013385	KA2190	MX SCB
CB 1	REV 07	710-013385	KA0837	MX SCB
FPC 3	REV 02	750-018122	KB3890	DPCE 40x 1GE R
CPU				
FPC 4	REV 01	750-018122	KB3889	DPCE 40x 1GE R
CPU	REV 06	710-013713	KB3976	DPC PMB
PIC 0		BUILTIN	BUILTIN	10x 1GE(LAN)
Xcvr 1	REV 01	740-020426	4910549	SFP-1000BASE-BX40-D
Xcvr 2	REV 01	740-020426	4910551	SFP-1000BASE-BX40-D
Xcvr 5	REV 01	740-021340	77E245N00006	SFP-1000BASE-BX10-U
Xcvr 6	REV 01	740-020425	4882821	SFP-1000BASE-BX40-U
Xcvr 8	REV 01	740-020425	4882820	SFP-1000BASE-BX40-U
PIC 1		BUILTIN	BUILTIN	10x 1GE(LAN)
Xcvr 0	REV 01	740-020465	77E555N00894	SFP-1000BASE-BX10-D
Xcvr 1	REV 01	740-020465	75E467X00818	SFP-1000BASE-BX10-D
Xcvr 2	REV 01	740-020465	75E467X00573	SFP-1000BASE-BX10-D
Xcvr 3	REV 01	740-020465	4888227	SFP-1000BASE-BX10-D
Xcvr 4	REV 01	740-020465	4888241	SFP-1000BASE-BX10-D
Xcvr 5	REV 01	740-021340	77E245N00005	SFP-1000BASE-BX10-U
Xcvr 6	REV 01	740-021340	76E245X00487	SFP-1000BASE-BX10-U
Xcvr 7	REV 01	740-021341	5255889	SFP-1000BASE-BX10-U
Xcvr 8	REV 01	740-021341	5255887	SFP-1000BASE-BX10-U
Xcvr 9	REV 01	740-021340	77E245N00004	SFP-1000BASE-BX10-U
PIC 2		BUILTIN	BUILTIN	10x 1GE(LAN)
Xcvr 0	REV 01	740-020424	5007582	SFP-1000BASE-BX10-D
Xcvr 1	REV 01	740-020424	4888187	SFP-1000BASE-BX10-D
Xcvr 2	REV 01	740-020424	4656500	SFP-1000BASE-BX10-D
Xcvr 5	REV 01	740-021341	5255886	SFP-1000BASE-BX10-U
Xcvr 7	REV 01	740-021340	77E245N00003	SFP-1000BASE-BX10-U
Xcvr 8	REV 01	740-021341	5255888	SFP-1000BASE-BX10-U
PIC 3		BUILTIN	BUILTIN	10x 1GE(LAN)
Xcvr 0	REV 01	740-017726	74S184H30341	SFP-EX
Xcvr 1	REV 01	740-017726	4814061	SFP-EX
Xcvr 5	REV 01	740-017726	6ZS184H31108	SFP-EX

```

Xcvr 9      REV 01  740-021340  76E245X00486  SFP-1000BASE-BX10-U
Fan Tray 0
Fan Tray 1   REV 03  740-014971  TP0850         Fan Tray

```

show chassis hardware (MX960 Router with Enhanced MX SCB)

```
user@host> show chassis hardware
```

```
Hardware inventory:
```

Item	Version	Part number	Serial number	Description
Chassis			JN1096805AFA	MX960
Midplane	REV 03	710-013698	TR0183	MX960 Backplane
Fan Extender	REV 02	710-018051	JY5227	Extended Cable Manager
FPM Board	REV 03	710-014974	JZ6876	Front Panel Display
PDM	Rev 03	740-013110	QCS11035023	Power Distribution Module
PEM 1	Rev 03	740-013682	QCS1109400L	PS 1.7kW; 200-240VAC in
PEM 2	Rev 03	740-013682	QCS11094015	PS 1.7kW; 200-240VAC in
PEM 3	Rev 03	740-013682	QCS11094012	PS 1.7kW; 200-240VAC in
Routing Engine 0	REV 06	740-013063	1000687969	RE-S-2000
Routing Engine 1	REV 06	740-013063	1000687955	RE-S-2000
CB 0	REV 11	750-031391	YZ6072	Enhanced MX SCB
CB 1	REV 11	750-031391	YZ6068	Enhanced MX SCB
CB 2	REV 11	750-031391	YZ6081	Enhanced MX SCB
FPC 0	REV 01	750-018122	KA5576	DPCE 40x 1GE R
CPU	REV 06	710-013713	KB3961	DPC PMB
PIC 0		BUILTIN	BUILTIN	10x 1GE(LAN)
Xcvr 0	REV 01	740-011613	P9F18GF	SFP-SX
Xcvr 2	REV 01	740-011782	P9M0TL9	SFP-SX
Xcvr 7	REV 01	740-011782	P9P0XXH	SFP-SX
Xcvr 9	REV 01	740-011782	P9M0TN1	SFP-SX
PIC 1		BUILTIN	BUILTIN	10x 1GE(LAN)
Xcvr 0	REV 01	740-011613	PAJ4UHC	SFP-SX
PIC 2		BUILTIN	BUILTIN	10x 1GE(LAN)
Xcvr 0	REV 01	740-011613	PFF2CD0	SFP-SX
Xcvr 1	REV 01	740-011613	PBG3ZUT	SFP-SX
Xcvr 2	REV 01	740-011613	PFF2DDV	SFP-SX
Xcvr 5	REV 01	740-011613	P8E2SST	SFP-SX
Xcvr 9	REV 01	740-011782	PB8329N	SFP-SX
PIC 3		BUILTIN	BUILTIN	10x 1GE(LAN)
Xcvr 0	REV 01	740-026192	1U0201084503342	SFP-100BASE-BX10-U
Xcvr 1	REV 01	740-026193	1U1201084503313	SFP-100BASE-BX10-U
Xcvr 2	REV 01	740-011613	PAJ4Y5B	SFP-SX
Xcvr 6	REV 01	740-011782	P9M0U3M	SFP-SX
Xcvr 7	REV 01	740-011782	P9M0TLA	SFP-SX
FPC 1	REV 16	750-031089	YL0719	MPC Type 2 3D
CPU	REV 06	711-030884	YL1463	MPC PMB 2G
MIC 0	REV 07	750-028387	JR6500	3D 4x 10GE XFP
PIC 0		BUILTIN	BUILTIN	2x 10GE XFP
Xcvr 0	REV 01	740-014279	733019A00154	XFP-10G-LR
Xcvr 1	REV 02	740-014289	T09F55034	XFP-10G-SR
PIC 1		BUILTIN	BUILTIN	2x 10GE XFP
Xcvr 0	REV 01	740-014279	913019B00791	XFP-10G-LR
Xcvr 1	REV 01	740-014289	98S803A90384	XFP-10G-SR
MIC 1	REV 24	750-028387	YJ3950	3D 4x 10GE XFP
PIC 2		BUILTIN	BUILTIN	2x 10GE XFP
Xcvr 0	REV 02	740-014279	T10B36134	XFP-10G-LR
Xcvr 1	REV 01	740-014289	T07M86354	XFP-10G-SR
PIC 3		BUILTIN	BUILTIN	2x 10GE XFP
FPC 2	REV 08	710-014219	JY9654	DPCE 4x 10GE R
CPU	REV 06	710-013713	JZ6549	DPC PMB
PIC 0		BUILTIN	BUILTIN	1x 10GE(LAN/WAN)
PIC 1		BUILTIN	BUILTIN	1x 10GE(LAN/WAN)
PIC 2		BUILTIN	BUILTIN	1x 10GE(LAN/WAN)
Xcvr 0	REV 03	740-011571	C931BK028	XFP-10G-SR

PIC 3		BUILTIN	BUILTIN	1x 10GE(LAN/WAN)
FPC 3	REV 10	750-024199	XJ6692	MX FPC Type 3
CPU	REV 03	710-022351	XF5182	DPC PMB
PIC 0	REV 17	750-009553	RJ2945	4x OC-48 SONET
Xcvr 1	REV 01	740-011785	PCP3YLL	SFP-SR
Xcvr 3	REV 01	740-011785	PDSOMRY	SFP-SR
PIC 1	REV 32	750-003700	DP2113	1x OC-192 12xMM VSR
FPC 5	REV 25	750-028467	YM8256	MPC 3D 16x 10GE
CPU	REV 10	711-029089	YL3029	AMPC PMB
PIC 0		BUILTIN	BUILTIN	4x 10GE(LAN) SFP+
Xcvr 1	REV 01	740-031980	AHNOX1Z	SFP+-10G-SR
PIC 1		BUILTIN	BUILTIN	4x 10GE(LAN) SFP+
PIC 2		BUILTIN	BUILTIN	4x 10GE(LAN) SFP+
PIC 3		BUILTIN	BUILTIN	4x 10GE(LAN) SFP+
FPC 7	REV 02	750-031092	JR6658	MPC Type 1 3D Q
CPU	REV 01	711-030884	JZ9038	MPC PMB 2G
MIC 0	REV 08	750-028392	JZ8737	3D 20x 1GE(LAN) SFP
PIC 0		BUILTIN	BUILTIN	10x 1GE(LAN) SFP
Xcvr 0	REV 01	740-011782	PBE2C6Y	SFP-SX
Xcvr 2		NON-JNPR	U8105N8	SFP-SX
Xcvr 4	REV 01	740-011613	PFM18EF	SFP-SX
Xcvr 7	REV 01	740-011613	PFF2AM8	SFP-SX
Xcvr 8	REV 01	740-011613	PFF2CT6	SFP-SX
PIC 1		BUILTIN	BUILTIN	10x 1GE(LAN) SFP
Xcvr 0	REV 01	740-011782	PB82VHH	SFP-SX
Xcvr 1	REV 01	740-011613	PFF2CSW	SFP-SX
Xcvr 9	REV 01	740-011613	PFF2BY0	SFP-SX
QXM 0	REV 04	711-028408	JR6372	MPC QXM
FPC 8	REV 05	750-024387	JW9754	MX FPC Type 2
CPU	REV 03	710-022351	KF1651	DPC PMB
PIC 0	REV 08	750-014730	DM3664	4x OC-3 1x OC-12 SFP
Xcvr 0	REV 01	740-016065	81S290N00077	SFP-SR
Xcvr 1		NON-JNPR	2191844	SFP-SR
Xcvr 2	REV 01	740-011618	PD81EE5	SFP-IR
PIC 1	REV 08	750-014637	DM3671	4x OC-12-3 SFP
Xcvr 0	REV 01	740-011785	PCK3UNK	SFP-SR
Xcvr 3	REV 01	740-011785	PDSOMPZ	SFP-SR
FPC 10	REV 04	710-013699	JY4654	DPCE 40x 1GE R
CPU	REV 05	710-013713	JS9717	DPC PMB
PIC 0		BUILTIN	BUILTIN	10x 1GE(LAN)
Xcvr 5	REV 01	740-011782	PAR1L72	SFP-SX
Xcvr 6	REV 01	740-011782	P8N1YQ4	SFP-SX
PIC 1		BUILTIN	BUILTIN	10x 1GE(LAN)
PIC 2		BUILTIN	BUILTIN	10x 1GE(LAN)
Xcvr 0	REV 01	740-011782	P8Q2AVL	SFP-SX
Xcvr 5	REV 01	740-011782	PAR1L7B	SFP-SX
Xcvr 6	REV 01	740-011782	PAR1L2J	SFP-SX
Xcvr 8	REV 01	740-011782	P8N1YMY	SFP-SX
PIC 3		BUILTIN	BUILTIN	10x 1GE(LAN)
Fan Tray 0	REV 03	740-014971	TP0567	Fan Tray
Fan Tray 1	REV 03	740-014971	TP0702	Fan Tray

show chassis hardware
models (MX960)

user@host> show chassis hardware models

Hardware inventory:

Item	Version	Part number	Serial number	FRU model number
------	---------	-------------	---------------	------------------

Router with Enhanced
MX SCB)

Midplane	REV 03	710-013698	TR0183	CHAS-BP-MX960-S
Fan Extender	REV 02	710-018051	JY5227	ECM-MX960
FPM Board	REV 03	710-014974	JZ6876	CRAFT-MX960-S
Routing Engine 0	REV 06	740-013063	1000687969	RE-S-2000-4096-S
Routing Engine 1	REV 06	740-013063	1000687955	RE-S-2000-4096-S
CB 0	REV 11	750-031391	YZ6072	SCBE-MX-S
CB 1	REV 11	750-031391	YZ6068	SCBE-MX-S
CB 2	REV 11	750-031391	YZ6081	SCBE-MX-S
FPC 0	REV 01	750-018122	KA5576	DPCE-R-40GE-SFP
FPC 1	REV 16	750-031089	YL0719	MX-MPC2-3D
MIC 0	REV 07	750-028387	JR6500	MIC-3D-4XGE-XFP
MIC 1	REV 24	750-028387	YJ3950	MIC-3D-4XGE-XFP
FPC 2	REV 08	710-014219	JY9654	DPC-R-4XGE-XFP
FPC 3	REV 10	750-024199	XJ6692	MX-FPC3
PIC 0	REV 17	750-009553	RJ2945	PC-40C48-SON-SFP
PIC 1	REV 32	750-003700	DP2113	PC-10C192-SON-VSR
FPC 5	REV 25	750-028467	YM8256	MPC-3D-16XGE-SFP
FPC 7	REV 02	750-031092	JR6658	MX-MPC1-3D-Q
MIC 0	REV 08	750-028392	JZ8737	MIC-3D-20GE-SFP
FPC 8	REV 05	750-024387	JW9754	MX-FPC2
PIC 0	REV 08	750-014730	DM3664	PB-40C3-10C12-SON2-SFP
PIC 1	REV 08	750-014637	DM3671	PB-40C3-40C12-SON-SFP
FPC 10	REV 04	710-013699	JY4654	DPC-R-40GE-SFP
Fan Tray 0	REV 03	740-014971	TP0567	FFANTRAY-MX960-S
Fan Tray 1	REV 03	740-014971	TP0702	FFANTRAY-MX960-S

show chassis hardware
detail (MX960 Router)

user@host> show chassis hardware detail					
Hardware inventory:					
Item	Version	Part number	Serial number	Description	
Chassis				MX960	
Midplane	REV 01	710-013698	AA6082	MX960 Midplane	
PIM	Rev 01	740-013110	000008	Power Inlet Module	
PEM 2					
PEM 3	Rev 01	740-013682	000038	PS 1.7kW; 200-240VAC in	
Routing Engine 0	REV 00	740-015113	1000617944	RE-S-1300	
ad0	245 MB	SanDisk	SDCFB-256	111419E1805T1141	Compact Flash
ad2	38154 MB	FUJITSU	MHT2040BH	NROWT5925N77	Hard Disk
CB 0	REV 05	710-013725	JK6947	MX960 Test SCB	
FPC 4	REV 01	710-013305	JM7617	MX960 Test DPC	
CPU					
PIC 0		BUILTIN	BUILTIN	1x 10GE(LAN/WAN)	
PIC 1		BUILTIN	BUILTIN	10x 1GE	
FPC 7	REV 01	710-013305	JL9634	MX960 Test DPC	
CPU					
PIC 0		BUILTIN	BUILTIN	1x 10GE(LAN/WAN)	
Xcvr 0		NON-JNPR	MYBG65I82C	XFP-10G-SR	
PIC 1		BUILTIN	BUILTIN	10x 1GE	
Xcvr 1	REV 01	740-011782	P7N0368	SFP-SX	
Xcvr 4	REV 01	740-011782	P8J1W27	SFP-SX	
Xcvr 6	REV 01	740-011782	P8J1VSD	SFP-SX	
Xcvr 9	REV 01	740-011782	P8J1W25	SFP-SX	
Fan Tray 0					
Fan Tray 1					

show chassis hardware
(MX2010 Router)

user@host > show chassis hardware					
Hardware inventory:					
Item	Version	Part number	Serial number	Description	
Chassis			JN11E3217AFK	MX2010	
Midplane	REV 01	750-044636	ABAB8506	Lower Backplane	
Midplane 1	REV 01	711-044557	ZY8296	Upper Backplane	

PMP	REV 03	711-032426	ACA11388	Power Midplane
FPM Board	REV 06	711-032349	ZX8744	Front Panel Display
PSM 4 Module	REV 0C	740-033727	VK00254	DC 52V Power Supply
PSM 5 Module	REV 0B	740-033727	VG00015	DC 52V Power Supply
PSM 6 Module	REV 0B	740-033727	VH00097	DC 52V Power Supply
PSM 7 Module	REV 0C	740-033727	VJ00151	DC 52V Power Supply
PSM 8 Module	REV 0C	740-033727	VJ00149	DC 52V Power Supply
PDM 0	REV 0B	740-038109	WA00008	DC Power Dist Module
PDM 1	REV 0B	740-038109	WA00014	DC Power Dist Module
Routing Engine 0	REV 02	740-041821	9009094134	RE-S-1800x4
Routing Engine 1	REV 02	740-041821	9009094141	RE-S-1800x4
CB 0	REV 08	750-040257	CAAB3491	Control Board
CB 1	REV 08	750-040257	CAAB3489	Control Board
SPMB 0	REV 02	711-041855	CAA6135	PMB Board
SPMB 1	REV 02	711-041855	CAA6137	PMB Board
SFB 0	REV 06	711-032385	ZV1828	Switch Fabric Board
SFB 1	REV 07	711-032385	ZZ2568	Switch Fabric Board
SFB 2	REV 07	711-032385	ZZ2563	Switch Fabric Board
SFB 3	REV 07	711-032385	ZZ2564	Switch Fabric Board
SFB 4	REV 07	711-032385	ZZ2580	Switch Fabric Board
SFB 5	REV 07	711-032385	ZZ2579	Switch Fabric Board
SFB 6	REV 07	711-032385	CAAB4882	Switch Fabric Board
SFB 7	REV 07	711-032385	CAAB4898	Switch Fabric Board
FPC 0	REV 33	750-028467	CAAB1919	MPC 3D 16x 10GE
CPU	REV 11	711-029089	CAAB7174	AMPC PMB
PIC 0		BUILTIN	BUILTIN	4x 10GE(LAN) SFP+
Xcvr 0	REV 01	740-021308	AMH02RE	SFP+-10G-SR
Xcvr 1	REV 01	740-021308	AMH038C	SFP+-10G-SR
Xcvr 2	REV 01	740-021308	AMH0390	SFP+-10G-SR
Xcvr 3	REV 01	740-021308	AMG0SUA	SFP+-10G-SR
PIC 1		BUILTIN	BUILTIN	4x 10GE(LAN) SFP+
Xcvr 0	REV 01	740-021308	AMH0579	SFP+-10G-SR
Xcvr 1	REV 01	740-021308	AMG0SGP	SFP+-10G-SR
Xcvr 2	REV 01	740-021308	AMH04SV	SFP+-10G-SR
Xcvr 3	REV 01	740-021308	AMH04X3	SFP+-10G-SR
PIC 2		BUILTIN	BUILTIN	4x 10GE(LAN) SFP+
Xcvr 0	REV 01	740-021308	AMH0135	SFP+-10G-SR
Xcvr 1	REV 01	740-021308	AMH02NC	SFP+-10G-SR
Xcvr 2	REV 01	740-021308	AMH02XB	SFP+-10G-SR
Xcvr 3	REV 01	740-021308	AMH02PN	SFP+-10G-SR
PIC 3		BUILTIN	BUILTIN	4x 10GE(LAN) SFP+
Xcvr 0	REV 01	740-021308	AMH057Y	SFP+-10G-SR
Xcvr 1	REV 01	740-021308	AMG0JHE	SFP+-10G-SR
Xcvr 2	REV 01	740-021308	AMH02HT	SFP+-10G-SR
Xcvr 3	REV 01	740-021308	AMH04V4	SFP+-10G-SR
FPC 1	REV 21	750-033205	ZG5027	MPCE Type 3D
CPU	REV 04	711-035209	YT4780	HMPC PMB 2G
MIC 0	REV 03	750-033307	ZV6299	10X10GE SFPP
PIC 0		BUILTIN	BUILTIN	10X10GE SFPP
Xcvr 0	REV 01	740-031980	083363A00410	SFP+-10G-SR
Xcvr 1	REV 01	740-031980	083363A00334	SFP+-10G-SR
Xcvr 2	REV 01	740-031980	113363A00125	SFP+-10G-SR
Xcvr 3	REV 01	740-031980	083363A00953	SFP+-10G-SR
Xcvr 4	REV 01	740-031980	AHR013D	SFP+-10G-SR
Xcvr 5	REV 01	740-031980	AJ40JUR	SFP+-10G-SR
Xcvr 6	REV 01	740-031980	AJ40JKL	SFP+-10G-SR

Xcvr 7	REV 01	740-031980	AJ30ECK	SFP+-10G-SR
Xcvr 8	REV 01	740-021308	19T511100864	SFP+-10G-SR
Xcvr 9	REV 01	740-021308	19T511100868	SFP+-10G-SR
MIC 1	REV 03	750-033307	ZV6268	10X10GE SFPP
PIC 2		BUILTIN	BUILTIN	10X10GE SFPP
Xcvr 0	REV 01	740-031980	AJCOJML	SFP+-10G-SR
Xcvr 1	REV 01	740-031980	AJ403PC	SFP+-10G-SR
Xcvr 2	REV 01	740-031980	AJ10N25	SFP+-10G-SR
Xcvr 3	REV 01	740-031980	AJ40JF4	SFP+-10G-SR
Xcvr 4	REV 01	740-031980	AJ40JSJ	SFP+-10G-SR
Xcvr 5	REV 01	740-031980	AJ403V7	SFP+-10G-SR
Xcvr 6	REV 01	740-031980	AJ40JN3	SFP+-10G-SR
Xcvr 7	REV 01	740-031980	AJ40JSU	SFP+-10G-SR
Xcvr 8	REV 01	740-021308	19T511100468	SFP+-10G-SR
Xcvr 9	REV 01	740-021308	19T511101363	SFP+-10G-SR
FPC 8	REV 22	750-031089	ZT9746	MPC Type 2 3D
CPU	REV 06	711-030884	ZS1271	MPC PMB 2G
MIC 0	REV 26	750-028392	ABBS1150	3D 20x 1GE(LAN) SFP
PIC 0		BUILTIN	BUILTIN	10x 1GE(LAN) SFP
Xcvr 0	REV 01	740-031851	PLG023C	SFP-SX
Xcvr 1	REV 01	740-031851	PLG09C6	SFP-SX
Xcvr 2	REV 02	740-011613	AM0950SF9L7	SFP-SX
Xcvr 3	REV 02	740-011613	AM1001SFN1H	SFP-SX
Xcvr 4	REV 02	740-011613	AM1001SFM9D	SFP-SX
Xcvr 5	REV 02	740-011613	AM1001SFLTJ	SFP-SX
Xcvr 6	REV 01	740-031851	AC1108S03L9	SFP-SX
Xcvr 7	REV 01	740-031851	AC1102S00NC	SFP-SX
Xcvr 8	REV 01	740-031851	AC1102S00MX	SFP-SX
Xcvr 9	REV 01	740-031851	AC1102S0085	SFP-SX
PIC 1		BUILTIN	BUILTIN	10x 1GE(LAN) SFP
Xcvr 0	REV 01	740-031851	AC1102S00KU	SFP-SX
Xcvr 1	REV 01	740-031851	AC1102S00NG	SFP-SX
Xcvr 2	REV 01	740-031851	AC1102S00K3	SFP-SX
Xcvr 3	REV 01	740-031851	AC1102S008R	SFP-SX
Xcvr 4	REV 01	740-031851	AM1107SUFVJ	SFP-SX
Xcvr 5	REV 01	740-031851	AC1108S03LG	SFP-SX
MIC 1	REV 26	750-028387	ABBR9582	3D 4x 10GE XFP
PIC 2		BUILTIN	BUILTIN	2x 10GE XFP
Xcvr 0		NON-JNPR	T10A91703	XFP-10G-SR
Xcvr 1		NON-JNPR	T09L42604	XFP-10G-SR
PIC 3		BUILTIN	BUILTIN	2x 10GE XFP
FPC 9	REV 11	750-036284	ZL3591	MPC 3D 16x 10GE EM
CPU	REV 10	711-029089	ZL0513	AMPC PMB
PIC 0		BUILTIN	BUILTIN	4x 10GE(LAN) SFP+
Xcvr 0	REV 01	740-031980	1YT517101825	SFP+-10G-SR
Xcvr 1	REV 01	740-031980	1YT517101821	SFP+-10G-SR
Xcvr 2	REV 01	740-031980	1YT517101682	SFP+-10G-SR
Xcvr 3	REV 01	740-031980	ALQ13R6	SFP+-10G-SR
PIC 1		BUILTIN	BUILTIN	4x 10GE(LAN) SFP+
Xcvr 0	REV 01	740-031980	1YT517101828	SFP+-10G-SR
Xcvr 1	REV 01	740-031980	1YT517101716	SFP+-10G-SR
Xcvr 2	REV 01	740-031980	1YT517101732	SFP+-10G-SR
Xcvr 3	REV 01	740-031980	ALPOTR1	SFP+-10G-SR
PIC 2		BUILTIN	BUILTIN	4x 10GE(LAN) SFP+
Xcvr 0	REV 01	740-031980	1YT517101741	SFP+-10G-SR
Xcvr 1	REV 01	740-031980	1YT517101829	SFP+-10G-SR
Xcvr 2	REV 01	740-031980	1YT517101669	SFP+-10G-SR
Xcvr 3	REV 01	740-031980	ALQ14E3	SFP+-10G-SR
PIC 3		BUILTIN	BUILTIN	4x 10GE(LAN) SFP+
Xcvr 0	REV 01	740-031980	1YT517101826	SFP+-10G-SR
Xcvr 1	REV 01	740-031980	1YT517101817	SFP+-10G-SR

Xcvr 2	REV 01	740-031980	1YT517101735	SFP+-10G-SR
Xcvr 3	REV 01	740-031980	ALQ159A	SFP+-10G-SR
ADC 0	REV 05	750-043596	CAAC2073	Adapter Card
ADC 1	REV 01	750-043596	ZV4117	Adapter Card
ADC 8	REV 01	750-043596	ZV4107	Adapter Card
ADC 9	REV 02	750-043596	ZW1555	Adapter Card
Fan Tray 0	REV 2A	760-046960	ACAY0015	172mm FanTray - 6 Fans
Fan Tray 1	REV 2A	760-046960	ACAY0019	172mm FanTray - 6 Fans
Fan Tray 2	REV 2A	760-046960	ACAY0020	172mm FanTray - 6 Fans
Fan Tray 3	REV 2A	760-046960	ACAY0021	172mm FanTray - 6 Fans

show chassis hardware detail (MX2010 Router)

user@host > show chassis hardware detail

Hardware inventory:

Item	Version	Part number	Serial number	Description
Chassis			JN11E233DAFK	MX2010
Midplane	REV 26	750-044636	ABAB9357	Lower Backplane
Midplane 1	REV 01	711-044557	ABAB8643	Upper Backplane
PMP	REV 04	711-032426	ACAJ1677	Power Midplane
FPM Board	REV 08	760-044634	ABBV9726	Front Panel Display
PSM 0	REV 01	740-045050	1E02224000P	DC 52V Power Supply
Module				
PSM 1	REV 01	740-045050	1E02224000M	DC 52V Power Supply
Module				
PSM 2	REV 01	740-045050	1E022240010	DC 52V Power Supply
Module				
PSM 3	REV 01	740-045050	1E02224000G	DC 52V Power Supply
Module				
PSM 4	REV 01	740-045050	1E022240013	DC 52V Power Supply
Module				
PSM 5	REV 01	740-045050	1E022240007	DC 52V Power Supply
Module				
PSM 6	REV 01	740-045050	1E02224001C	DC 52V Power Supply
Module				
PSM 7	REV 01	740-045050	1E02224001D	DC 52V Power Supply
Module				
PSM 8	REV 01	740-045050	1E02224001B	DC 52V Power Supply
Module				
PDM 0	REV 01	740-045234	1E262250067	DC Power Dist Module
Routing Engine 0	REV 02	740-041821	9009099704	RE-S-1800x4
ad0 3831 MB	UGB30SFA4000T1		SFA4000T1 00000651	Compact Flash
ad1 30533 MB	UGB94BPH32H0S1-KCI		11000019592	Disk 1
usb0 (addr 1)	EHCI root hub 0		Intel	uhub0
usb0 (addr 2)	product 0x0020 32		vendor 0x8087	uhub1
DIMM 0	SGU04G72H1BD2SA-BB DIE	REV-52 PCB REV-54	MFR ID-ce80	
DIMM 1	SGU04G72H1BD2SA-BB DIE	REV-52 PCB REV-54	MFR ID-ce80	
DIMM 2	SGU04G72H1BD2SA-BB DIE	REV-52 PCB REV-54	MFR ID-ce80	
DIMM 3	SGU04G72H1BD2SA-BB DIE	REV-52 PCB REV-54	MFR ID-ce80	
Routing Engine 1	REV 02	740-041821	9009099706	RE-S-1800x4
ad0 3998 MB	Virtium - TuffDrive	VCF P1T0200262860208	114	Compact Flash
ad1 30533 MB	UGB94ARF32H0S3-KC		UNIGEN-499551-000404	Disk 1
CB 0	REV 13	750-040257	CAAF8436	Control Board
CB 1	REV 13	750-040257	CAAF8434	Control Board
SPMB 0	REV 02	711-041855	ABBV3825	PMB Board
SPMB 1	REV 02	711-041855	ABBV3833	PMB Board
SFB 0	REV 05	711-044466	ABBX5682	Switch Fabric Board
SFB 1	REV 05	711-044466	ABBX5676	Switch Fabric Board
SFB 2	REV 05	711-044466	ABBX5665	Switch Fabric Board
SFB 3	REV 05	711-044466	ABBX5699	Switch Fabric Board
SFB 4	REV 05	711-044466	ABBX5603	Switch Fabric Board
SFB 5	REV 05	711-044466	ABBX5587	Switch Fabric Board
SFB 6	REV 05	711-044466	ABBX5607	Switch Fabric Board

SFB 7	REV 05	711-044466	ABBX5669	Switch Fabric Board
FPC 0	REV 09	750-037355	CAAF0924	MPC Type 4-2
CPU	REV 08	711-035209	CAAB9842	HMPC PMB 2G
PIC 0		BUILTIN	BUILTIN	4x10GE SFPP
Xcvr 0	REV 01	740-021308	19T511101656	SFP+-10G-SR
Xcvr 1	REV 01	740-031980	AMA04RU	SFP+-10G-SR
Xcvr 2	REV 01	740-031980	193363A00558	SFP+-10G-SR
Xcvr 3	REV 01	740-031980	B10M00202	SFP+-10G-SR
PIC 1		BUILTIN	BUILTIN	1X100GE CFP
Xcvr 0		NON-JNPR	X12J00328	CFP-100G-SR10
PIC 2		BUILTIN	BUILTIN	4x10GE SFPP
Xcvr 0	REV 01	740-031980	AMA088W	SFP+-10G-SR
Xcvr 1	REV 01	740-031980	B10L04211	SFP+-10G-SR
Xcvr 2	REV 01	740-021308	19T511101602	SFP+-10G-SR
Xcvr 3	REV 01	740-031980	B10L04151	SFP+-10G-SR
PIC 3		BUILTIN	BUILTIN	1X100GE CFP
Xcvr 0		NON-JNPR	X12J00332	CFP-100G-SR10
FPC 1	REV 18	750-033205	ZE0128	MPCE Type 3D
CPU	REV 06	711-035209	ZG5431	HMPC PMB 2G
MIC 0	REV 15	750-033199	ZP6435	1X100GE CFP
PIC 0		BUILTIN	BUILTIN	1X100GE CFP
Xcvr 0	REV 01	740-032210	J11E46118	CFP-100G-LR4
MIC 1	REV 15	750-033199	ZP6442	1X100GE CFP
PIC 2		BUILTIN	BUILTIN	1X100GE CFP
Xcvr 0	REV 01	740-032210	UMN03T4	CFP-100G-LR4
FPC 2	REV 16	750-037358	CAAL1001	MPC Type 4-1
CPU	REV 08	711-035209	CAAK7927	HMPC PMB 2G
PIC 0		BUILTIN	BUILTIN	8X10GE SFPP
Xcvr 0	REV 01	740-031980	193363A00589	SFP+-10G-SR
Xcvr 1	REV 01	740-021308	973152A00028	SFP+-10G-SR
Xcvr 2	REV 01	740-031980	193363A00376	SFP+-10G-SR
Xcvr 3	REV 01	740-021308	973152A00016	SFP+-10G-SR
Xcvr 4	REV 01	740-031980	193363A00499	SFP+-10G-SR
Xcvr 5	REV 01	740-021308	973152A00039	SFP+-10G-SR
Xcvr 6	REV 01	740-031980	B11E01239	SFP+-10G-SR
Xcvr 7	REV 01	740-021308	973152A00058	SFP+-10G-SR
PIC 1		BUILTIN	BUILTIN	8X10GE SFPP
Xcvr 0	REV 01	740-031980	B10M00075	SFP+-10G-SR
Xcvr 1	REV 01	740-021308	973152A00014	SFP+-10G-SR
Xcvr 2	REV 01	740-031980	AMA0638	SFP+-10G-SR
Xcvr 3	REV 01	740-021308	973152A00063	SFP+-10G-SR
Xcvr 4	REV 01	740-031980	AMA0629	SFP+-10G-SR
Xcvr 5	REV 01	740-021308	973152A00053	SFP+-10G-SR
Xcvr 6	REV 01	740-031980	193363A00344	SFP+-10G-SR
Xcvr 7	REV 01	740-021308	973152A00046	SFP+-10G-SR
PIC 2		BUILTIN	BUILTIN	8X10GE SFPP
Xcvr 0	REV 01	740-031980	AMA062M	SFP+-10G-SR
Xcvr 1	REV 01	740-021308	973152A00080	SFP+-10G-SR
Xcvr 2	REV 01	740-031980	193363A00580	SFP+-10G-SR
Xcvr 3	REV 01	740-021308	973152A00064	SFP+-10G-SR
Xcvr 4	REV 01	740-031980	093363A01494	SFP+-10G-SR
Xcvr 5	REV 01	740-021308	973152A00020	SFP+-10G-SR
Xcvr 6	REV 01	740-031980	123363A00047	SFP+-10G-SR
Xcvr 7	REV 01	740-021308	973152A00072	SFP+-10G-SR
PIC 3		BUILTIN	BUILTIN	8X10GE SFPP
Xcvr 0	REV 01	740-021308	03DZ06A01033	SFP+-10G-SR
Xcvr 1	REV 01	740-021308	973152A00022	SFP+-10G-SR
Xcvr 2	REV 01	740-021308	03DZ06A01026	SFP+-10G-SR
Xcvr 3	REV 01	740-021308	973152A00013	SFP+-10G-SR
Xcvr 4	REV 01	740-021308	03DZ06A01028	SFP+-10G-SR
Xcvr 5	REV 01	740-021308	973152A00079	SFP+-10G-SR

Xcvr 6	REV 01	740-021308	03DZ06A01018	SFP+-10G-SR
Xcvr 7	REV 01	740-021308	973152A00025	SFP+-10G-SR
FPC 3	REV 33	750-028467	CAAF5400	MPC 3D 16x 10GE
CPU	REV 11	711-029089	CAAH7626	AMPC PMB
PIC 0		BUILTIN	BUILTIN	4x 10GE(LAN) SFP+
Xcvr 0	REV 01	740-021308	973152A00066	SFP+-10G-SR
Xcvr 1	REV 01	740-021308	973152A00021	SFP+-10G-SR
Xcvr 2	REV 01	740-021308	973152A00062	SFP+-10G-SR
Xcvr 3	REV 01	740-021308	973152A00027	SFP+-10G-SR
PIC 1		BUILTIN	BUILTIN	4x 10GE(LAN) SFP+
Xcvr 0	REV 01	740-021308	973152A00065	SFP+-10G-SR
Xcvr 1	REV 01	740-021308	973152A00069	SFP+-10G-SR
Xcvr 2	REV 01	740-021308	973152A00026	SFP+-10G-SR
Xcvr 3	REV 01	740-021308	973152A00003	SFP+-10G-SR
PIC 2		BUILTIN	BUILTIN	4x 10GE(LAN) SFP+
Xcvr 0	REV 01	740-021308	973152A00035	SFP+-10G-SR
Xcvr 1	REV 01	740-021308	973152A00004	SFP+-10G-SR
Xcvr 2	REV 01	740-021308	973152A00049	SFP+-10G-SR
Xcvr 3	REV 01	740-021308	973152A00055	SFP+-10G-SR
PIC 3		BUILTIN	BUILTIN	4x 10GE(LAN) SFP+
Xcvr 0	REV 01	740-021308	973152A00010	SFP+-10G-SR
Xcvr 1	REV 01	740-021308	973152A00001	SFP+-10G-SR
Xcvr 2	REV 01	740-021308	973152A00073	SFP+-10G-SR
Xcvr 3	REV 01	740-021308	973152A00012	SFP+-10G-SR
FPC 4	REV 21	750-033205	ZG5028	MPCE Type 3D
CPU	REV 05	711-035209	YX3911	HMPC PMB 2G
MIC 0	REV 03	750-036233	ZL2036	2X40GE QSFP
PIC 0		BUILTIN	BUILTIN	2X40GE QSFP
Xcvr 0	REV 01	740-032986	QB220708	QSFP+-40G-SR4
Xcvr 1	REV 01	740-032986	QB220735	QSFP+-40G-SR4
MIC 1	REV 03	750-036233	ZL2028	2X40GE QSFP
PIC 2		BUILTIN	BUILTIN	2X40GE QSFP
Xcvr 0	REV 01	740-032986	QB220727	QSFP+-40G-SR4
Xcvr 1	REV 01	740-032986	QB220715	QSFP+-40G-SR4
FPC 5	REV 11	750-037358	CAAE2196	MPC Type 4-1
CPU	REV 08	711-035209	CAAD9074	HMPC PMB 2G
PIC 0		BUILTIN	BUILTIN	8X10GE SFPP
Xcvr 0	REV 01	740-031980	AMA062S	SFP+-10G-SR
Xcvr 1	REV 01	740-031980	AMA062P	SFP+-10G-SR
Xcvr 2	REV 01	740-031980	AMA052R	SFP+-10G-SR
Xcvr 3	REV 01	740-031980	AMA0632	SFP+-10G-SR
Xcvr 4	REV 01	740-031980	193363A00564	SFP+-10G-SR
Xcvr 5	REV 01	740-031980	193363A00229	SFP+-10G-SR
Xcvr 6	REV 01	740-031980	193363A00363	SFP+-10G-SR
Xcvr 7	REV 01	740-031980	193363A00278	SFP+-10G-SR
PIC 1		BUILTIN	BUILTIN	8X10GE SFPP
Xcvr 0	REV 01	740-031980	AMA04CC	SFP+-10G-SR
Xcvr 1	REV 01	740-021308	AD0927A001W	SFP+-10G-SR
Xcvr 2	REV 01	740-031980	AMA04N2	SFP+-10G-SR
Xcvr 3	REV 01	740-031980	AMA062U	SFP+-10G-SR
Xcvr 4	REV 01	740-031980	193363A00491	SFP+-10G-SR
Xcvr 5	REV 01	740-031980	183363A01511	SFP+-10G-SR
Xcvr 6	REV 01	740-031980	193363A00565	SFP+-10G-SR
Xcvr 7	REV 01	740-031980	193363A00405	SFP+-10G-SR
PIC 2		BUILTIN	BUILTIN	8X10GE SFPP
Xcvr 0	REV 01	740-031980	AMA07QX	SFP+-10G-SR
Xcvr 1	REV 01	740-031980	AMA06MS	SFP+-10G-SR
Xcvr 2	REV 01	740-031980	193363A00318	SFP+-10G-SR
Xcvr 3	REV 01	740-031980	193363A00402	SFP+-10G-SR
Xcvr 4	REV 01	740-031980	193363A00174	SFP+-10G-SR
Xcvr 5	REV 01	740-031980	193363A00388	SFP+-10G-SR

Xcvr 6	REV 01	740-031980	193363A00377	SFP+-10G-SR
Xcvr 7	REV 01	740-031980	193363A00234	SFP+-10G-SR
PIC 3		BUILTIN	BUILTIN	8X10GE SFPP
Xcvr 0	REV 01	740-031980	AMA062T	SFP+-10G-SR
Xcvr 1	REV 01	740-031980	193363A00550	SFP+-10G-SR
Xcvr 2	REV 01	740-031980	193363A00364	SFP+-10G-SR
Xcvr 3	REV 01	740-031980	AMA0630	SFP+-10G-SR
Xcvr 4	REV 01	740-031980	193363A00509	SFP+-10G-SR
Xcvr 5	REV 01	740-031980	193363A00459	SFP+-10G-SR
Xcvr 6	REV 01	740-031980	113363A00191	SFP+-10G-SR
Xcvr 7	REV 01	740-031980	193363A00352	SFP+-10G-SR
FPC 6	REV 33	750-028467	CAAF5552	MPC 3D 16x 10GE
CPU	REV 11	711-029089	CAAH7601	AMPC PMB
PIC 0		BUILTIN	BUILTIN	4x 10GE(LAN) SFP+
Xcvr 0	REV 01	740-021308	AD0927A0036	SFP+-10G-SR
Xcvr 1	REV 01	740-021308	AD0927A003M	SFP+-10G-SR
Xcvr 2	REV 01	740-021308	AD0927A003G	SFP+-10G-SR
Xcvr 3	REV 01	740-021308	AD0927A0031	SFP+-10G-SR
PIC 1		BUILTIN	BUILTIN	4x 10GE(LAN) SFP+
Xcvr 0	REV 01	740-031980	193363A00331	SFP+-10G-SR
Xcvr 1	REV 01	740-031980	193363A00325	SFP+-10G-SR
Xcvr 2	REV 01	740-031980	193363A00417	SFP+-10G-SR
Xcvr 3	REV 01	740-031980	183363A02509	SFP+-10G-SR
PIC 2		BUILTIN	BUILTIN	4x 10GE(LAN) SFP+
Xcvr 0	REV 01	740-021308	T09K75140	SFP+-10G-SR
Xcvr 1	REV 01	740-031980	B11A04356	SFP+-10G-SR
Xcvr 2	REV 01	740-031980	B11K01952	SFP+-10G-SR
Xcvr 3	REV 01	740-031980	B11K01914	SFP+-10G-SR
PIC 3		BUILTIN	BUILTIN	4x 10GE(LAN) SFP+
Xcvr 0	REV 01	740-021308	T09K75157	SFP+-10G-SR
Xcvr 1	REV 01	740-021308	T09K75194	SFP+-10G-SR
Xcvr 2	REV 01	740-031980	B11K01926	SFP+-10G-SR
Xcvr 3	REV 01	740-031980	B11K01936	SFP+-10G-SR
FPC 7	REV 16	750-037358	CAAL1012	MPC Type 4-1
CPU	REV 08	711-035209	CAAJ3851	HMPC PMB 2G
PIC 0		BUILTIN	BUILTIN	8X10GE SFPP
Xcvr 0	REV 01	740-031980	AMA04NK	SFP+-10G-SR
Xcvr 1	REV 01	740-031980	B11F00260	SFP+-10G-SR
Xcvr 2	REV 01	740-031980	B11E02192	SFP+-10G-SR
Xcvr 3	REV 01	740-031980	AMA04CP	SFP+-10G-SR
Xcvr 4	REV 01	740-031980	AJ40JJK	SFP+-10G-SR
Xcvr 5	REV 01	740-031980	B11F00238	SFP+-10G-SR
Xcvr 6	REV 01	740-031980	B10M00275	SFP+-10G-SR
Xcvr 7	REV 01	740-031980	193363A00211	SFP+-10G-SR
PIC 1		BUILTIN	BUILTIN	8X10GE SFPP
Xcvr 0	REV 01	740-031980	B11D05577	SFP+-10G-SR
Xcvr 1	REV 01	740-031980	B11G00586	SFP+-10G-SR
Xcvr 2	REV 01	740-031980	AMA08B7	SFP+-10G-SR
Xcvr 3	REV 01	740-031980	AMA04Q0	SFP+-10G-SR
Xcvr 4	REV 01	740-031980	B11D05840	SFP+-10G-SR
Xcvr 5	REV 01	740-031980	B11E00467	SFP+-10G-SR
Xcvr 6	REV 01	740-031980	B11E00029	SFP+-10G-SR
Xcvr 7	REV 01	740-021308	19T511101712	SFP+-10G-SR
PIC 2		BUILTIN	BUILTIN	8X10GE SFPP
Xcvr 0	REV 01	740-031980	193363A00568	SFP+-10G-SR
Xcvr 1	REV 01	740-031980	B10M00166	SFP+-10G-SR
Xcvr 2	REV 01	740-031980	B10M00212	SFP+-10G-SR
Xcvr 3	REV 01	740-031980	B11D05823	SFP+-10G-SR
Xcvr 4	REV 01	740-021308	03DZ06A01005	SFP+-10G-SR
Xcvr 5	REV 01	740-021308	03DZ06A01003	SFP+-10G-SR
Xcvr 6	REV 01	740-021308	03DZ06A01009	SFP+-10G-SR

Xcvr 7	REV 01	740-021308	03DZ06A01004	SFP+-10G-SR
PIC 3		BUILTIN	BUILTIN	8X10GE SFPP
Xcvr 0	REV 01	740-021308	03DZ06A01017	SFP+-10G-SR
Xcvr 1	REV 01	740-021308	03DZ06A01016	SFP+-10G-SR
Xcvr 2	REV 01	740-021308	03DZ06A01024	SFP+-10G-SR
Xcvr 3	REV 01	740-021308	03DZ06A01008	SFP+-10G-SR
Xcvr 4	REV 01	740-030658	AD0946A02UH	SFP+-10G-USR
Xcvr 5	REV 01	740-021308	T09J67913	SFP+-10G-SR
Xcvr 6	REV 01	740-021308	AD0837ES09G	SFP+-10G-SR
Xcvr 7	REV 01	740-021308	03DZ06A01015	SFP+-10G-SR
FPC 8	REV 03	750-045372	CAAD3111	MPCE Type 3D
CPU	REV 08	711-035209	CAAD8033	HMPC PMB 2G
MIC 0	REV 03	750-036233	ZL2032	2X40GE QSFP
PIC 0		BUILTIN	BUILTIN	2X40GE QSFP
Xcvr 0	REV 01	740-032986	QB230273	QSFP+-40G-SR4
Xcvr 1	REV 01	740-032986	QB230254	QSFP+-40G-SR4
MIC 1	REV 03	750-036233	ZL2021	2X40GE QSFP
PIC 2		BUILTIN	BUILTIN	2X40GE QSFP
Xcvr 0	REV 01	740-032986	QB390962	QSFP+-40G-SR4
Xcvr 1	REV 01	740-032986	QB390960	QSFP+-40G-SR4
FPC 9	REV 09	750-037355	CAAF1531	MPC Type 4-2
CPU	REV 08	711-035209	CAAB9927	HMPC PMB 2G
PIC 0		BUILTIN	BUILTIN	4x10GE SFPP
Xcvr 0	REV 01	740-031980	193363A00525	SFP+-10G-SR
Xcvr 1	REV 01	740-031980	193363A00504	SFP+-10G-SR
Xcvr 2	REV 01	740-031980	193363A00368	SFP+-10G-SR
Xcvr 3	REV 01	740-031980	AJ40JSS	SFP+-10G-SR
PIC 1		BUILTIN	BUILTIN	1X100GE CFP
PIC 2		BUILTIN	BUILTIN	4x10GE SFPP
Xcvr 0	REV 01	740-031980	123363A00042	SFP+-10G-SR
Xcvr 1	REV 01	740-031980	B10M00023	SFP+-10G-SR
Xcvr 2	REV 01	740-031980	AJ802EM	SFP+-10G-SR
Xcvr 3	REV 01	740-031980	B11E02348	SFP+-10G-SR
PIC 3		BUILTIN	BUILTIN	1X100GE CFP
ADC 0	REV 13	750-043596	ABBX5532	Adapter Card
ADC 1	REV 13	750-043596	ABBX5550	Adapter Card
ADC 2	REV 13	750-043596	ABBX5571	Adapter Card
ADC 3	REV 13	750-043596	ABBX5568	Adapter Card
ADC 4	REV 13	750-043596	ABBX5556	Adapter Card
ADC 5	REV 13	750-043596	ABBX5553	Adapter Card
ADC 6	REV 13	750-043596	ABBX5541	Adapter Card
ADC 7	REV 13	750-043596	ABBX5578	Adapter Card
ADC 8	REV 13	750-043596	ABBX5560	Adapter Card
ADC 9	REV 07	750-043596	ABBV7188	Adapter Card
Fan Tray 0	REV 03	760-046960	ACAY0127	172mm FanTray - 6 Fans
Fan Tray 1	REV 2A	760-046960	ACAY0068	172mm FanTray - 6 Fans
Fan Tray 2	REV 2A	760-046960	ACAY0072	172mm FanTray - 6 Fans
Fan Tray 3	REV 2A	760-046960	ACAY0070	172mm FanTray - 6 Fans

show chassis hardware extensive (MX2010 Router)

```
user@host > show chassis hardware extensive
```

```
Hardware inventory:
```

Item	Version	Part number	Serial number	Description
Chassis			JN11E233DAFK	MX2010

Jedec Code:	0x7fb0	EEPROM Version:	0x02
		S/N:	JN11E233DAFK
Assembly ID:	0x0557	Assembly Version:	00.00
Date:	00-00-0000	Assembly Flags:	0x00

```
ID: MX2010
```

```
Board Information Record:
```

```
Address 0x00: 00 00 00 00 00 00 00 00 00 00 00 00 00 00 00 00
```

```
I2C Hex Data:
```



```

Address 0x00: 7f b0 02 ff 05 57 00 00 00 00 00 00 00 00 00
Address 0x10: 00 00 00 00 00 00 00 00 00 00 00 00 00 00 00
Address 0x20: 4a 4e 31 31 45 32 33 33 44 41 46 4b 00 00 00
Address 0x30: 00 00 00 ff 00 00 00 00 00 00 00 00 00 00 00
Address 0x40: 00 00 00 00 00 00 00 00 00 00 00 00 00 00 00
Address 0x50: 00 00 00 00 00 00 00 00 00 00 00 00 00 00 00
Address 0x60: 00 00 00 00 00 00 00 00 00 00 00 00 00 00 00
Address 0x70: 00 00 00 00 00 00 00 00 00 00 00 00 00 00 00
Midplane      REV 26    750-044636    ABAB9357      Lower Backplane
Jedec Code:   0x7fb0      EEPROM Version: 0x02
P/N:          750-044636    S/N:           S/N ABAB9357
Assembly ID:  0x0b66      Assembly Version: 01.26
Date:         08-28-2012   Assembly Flags: 0x00
Version:      REV 26      CLEI Code:     PROTOXCLEI
ID: Lower Backplane      FRU Model Number: PROTO-ASSEMBLY
Board Information Record:
Address 0x00: ad 01 08 00 2c 21 72 70 a0 00 ff ff ff ff ff ff
I2C Hex Data:
Address 0x00: 7f b0 02 ff 0b 66 01 1a 52 45 56 20 32 36 00 00
Address 0x10: 00 00 00 00 37 35 30 2d 30 34 34 36 33 36 00 00
Address 0x20: 53 2f 4e 20 41 42 41 42 39 33 35 37 00 1c 08 07
Address 0x30: dc ff ff ff ad 01 08 00 2c 21 72 70 a0 00 ff ff
Address 0x40: ff ff ff ff 01 50 52 4f 54 4f 58 43 4c 45 49 50
Address 0x50: 52 4f 54 4f 2d 41 53 53 45 4d 42 4c 59 00 00 00
Address 0x60: 00 00 00 00 00 00 41 30 30 ff ff ff ff ff ff ff
Address 0x70: ff ff ff c2 ff ff ff ff ff ff ff ff ff ff ff ff
Midplane 1    REV 01    711-044557    ABAB8643      Upper Backplane
Jedec Code:   0x7fb0      EEPROM Version: 0x01
P/N:          711-044557    S/N:           S/N ABAB8643
Assembly ID:  0x0b65      Assembly Version: 01.01
Date:         07-27-2012   Assembly Flags: 0x00
Version:      REV 01
ID: Upper Backplane
Board Information Record:
Address 0x00: ff ff ff ff ff ff ff ff ff ff ff ff ff ff ff ff
I2C Hex Data:
Address 0x00: 7f b0 01 ff 0b 65 01 01 52 45 56 20 30 31 00 00
Address 0x10: 00 00 00 00 37 31 31 2d 30 34 34 35 35 37 00 00
Address 0x20: 53 2f 4e 20 41 42 41 42 38 36 34 33 00 1b 07 07
Address 0x30: dc ff ff ff ff ff ff ff ff ff ff ff ff ff ff ff
Address 0x40: ff ff ff ff 00 ff ff ff ff ff ff ff ff ff ff ff
Address 0x50: ff ff ff ff ff ff ff ff ff ff ff ff ff ff ff ff
Address 0x60: ff ff ff ff ff ff ff ff ff ff ff ff ff ff ff ff
Address 0x70: ff ff ff ff ff ff ff ff ff ff ff ff ff ff ff ff
PMP           REV 04    711-032426    ACAJ1677      Power Midplane
Jedec Code:   0x7fb0      EEPROM Version: 0x01
P/N:          711-032426    S/N:           S/N ACAJ1677
Assembly ID:  0x045d      Assembly Version: 01.04
Date:         07-20-2012   Assembly Flags: 0x00
Version:      REV 04
ID: Power Midplane
Board Information Record:
Address 0x00: ff ff ff ff ff ff ff ff ff ff ff ff ff ff ff ff
I2C Hex Data:
Address 0x00: 7f b0 01 ff 04 5d 01 04 52 45 56 20 30 34 00 00
Address 0x10: 00 00 00 00 37 31 31 2d 30 33 32 34 32 36 00 00
Address 0x20: 53 2f 4e 20 41 43 41 4a 31 36 37 37 00 14 07 07
Address 0x30: dc ff ff ff ff ff ff ff ff ff ff ff ff ff ff ff
Address 0x40: ff ff ff ff 00 ff ff ff ff ff ff ff ff ff ff ff
Address 0x50: ff ff ff ff ff ff ff ff ff ff ff ff ff ff ff ff
Address 0x60: ff ff ff ff ff ff ff ff ff ff ff ff ff ff ff ff

```

```

Address 0x70: ff ff ff ff ff ff ff ff ff ff ff ff ff ff ff
FPM Board      REV 08    760-044634    ABBV9726      Front Panel Display
Jedec Code:    0x7fb0      EEPROM Version: 0x02
P/N:           760-044634    S/N:           S/N ABBV9726
Assembly ID:   0x0b64      Assembly Version: 01.08
Date:          09-10-2012   Assembly Flags: 0x00
Version:       REV 08      CLEI Code:     IPMYA4EJRA
ID: Front Panel Display    FRU Model Number: MX2010-CRAFT-S
Board Information Record:
Address 0x00: ff ff ff ff ff ff ff ff ff ff ff ff ff ff ff
I2C Hex Data:
Address 0x00: 7f b0 02 ff 0b 64 01 08 52 45 56 20 30 38 00 00
Address 0x10: 00 00 00 00 37 36 30 2d 30 34 34 36 33 34 00 00
Address 0x20: 53 2f 4e 20 41 42 42 56 39 37 32 36 00 0a 09 07
Address 0x30: dc ff ff ff ff ff ff ff ff ff ff ff ff ff ff
Address 0x40: ff ff ff ff 01 49 50 4d 59 41 34 45 4a 52 41 4d
Address 0x50: 58 32 30 31 30 2d 43 52 41 46 54 2d 53 00 00 00
Address 0x60: 00 00 00 00 00 00 41 00 00 ff ff ff ff ff ff ff
Address 0x70: ff ff ff 93 ff ff ff ff ff ff ff ff ff ff ff ff

PSM 0          REV 01    740-045050    1E02224000P    DC 52V Power Supply
Module
Jedec Code:    0x7fb0      EEPROM Version: 0x02
P/N:           740-045050    S/N:           1E02224000P
Assembly ID:   0x0478      Assembly Version: 01.01
Date:          12-06-2012   Assembly Flags: 0x00
Version:       REV 01      CLEI Code:     XXXXXXXXXX
ID: DC 52V Power Supply Module FRU Model Number: MX2000-PSM-HC-DC-S-A
Board Information Record:
Address 0x00: ff ff ff ff ff ff ff ff ff ff ff ff ff ff ff
I2C Hex Data:
Address 0x00: 7f b0 02 ff 04 78 01 01 52 45 56 20 30 31 00 00
Address 0x10: 00 00 00 00 37 34 30 2d 30 34 35 30 35 30 00 00
Address 0x20: 31 45 30 32 32 32 34 30 30 30 50 00 00 06 0c 07
Address 0x30: dc ff ff ff ff ff ff ff ff ff ff ff ff ff ff
Address 0x40: ff ff ff ff 01 58 58 58 58 58 58 58 58 58 58 4d
Address 0x50: 58 32 30 30 30 2d 50 53 4d 2d 48 43 2d 44 43 2d
Address 0x60: 53 2d 41 00 00 00 31 30 31 ff ff ff ff ff ff ff
Address 0x70: ff ff ff 4a 00 00 00 00 00 00 00 00 00 00 00 00

PSM 1          REV 01    740-045050    1E02224000M    DC 52V Power Supply
Module
Jedec Code:    0x7fb0      EEPROM Version: 0x02
P/N:           740-045050    S/N:           1E02224000M
Assembly ID:   0x0478      Assembly Version: 01.01
Date:          12-06-2012   Assembly Flags: 0x00
Version:       REV 01      CLEI Code:     XXXXXXXXXX
ID: DC 52V Power Supply Module FRU Model Number: MX2000-PSM-HC-DC-S-A
Board Information Record:
Address 0x00: ff ff ff ff ff ff ff ff ff ff ff ff ff ff ff
I2C Hex Data:
Address 0x00: 7f b0 02 ff 04 78 01 01 52 45 56 20 30 31 00 00
Address 0x10: 00 00 00 00 37 34 30 2d 30 34 35 30 35 30 00 00
Address 0x20: 31 45 30 32 32 32 34 30 30 30 4d 00 00 06 0c 07
Address 0x30: dc ff ff ff ff ff ff ff ff ff ff ff ff ff ff
Address 0x40: ff ff ff ff 01 58 58 58 58 58 58 58 58 58 58 4d
Address 0x50: 58 32 30 30 30 2d 50 53 4d 2d 48 43 2d 44 43 2d
Address 0x60: 53 2d 41 00 00 00 31 30 31 ff ff ff ff ff ff ff
Address 0x70: ff ff ff 4a 00 00 00 00 00 00 00 00 00 00 00 00

...
PDM 0          REV 01    740-045234    1E262250067    DC Power Dist Module
Jedec Code:    0x7fb0      EEPROM Version: 0x02
P/N:           740-045234    S/N:           1E262250067

```

```

Assembly ID: 0x047b      Assembly Version: 01.01
Date: 06-28-2012      Assembly Flags: 0x00
Version: REV 01      CLEI Code: IPUPAJSKAA
ID: DC Power Dist Module  FRU Model Number: MX2000-PDM-DC-S-A
Board Information Record:
  Address 0x00: ff ff ff ff ff ff ff ff ff ff ff ff ff ff ff ff
I2C Hex Data:
  Address 0x00: 7f b0 02 ff 04 7b 01 01 52 45 56 20 30 31 00 00
  Address 0x10: 00 00 00 00 37 34 30 2d 30 34 35 32 33 34 00 00
  Address 0x20: 31 45 32 36 32 32 35 30 30 36 37 00 00 1c 06 07
  Address 0x30: dc ff ff ff ff ff ff ff ff ff ff ff ff ff ff
  Address 0x40: ff ff ff ff 01 49 50 55 50 41 4a 53 4b 41 41 4d
  Address 0x50: 58 32 30 30 30 2d 50 44 4d 2d 44 43 2d 53 2d 41
  Address 0x60: 00 00 00 00 00 00 31 30 31 ff ff ff ff ff ff ff
  Address 0x70: ff ff ff 89 00 00 00 00 00 00 00 00 00 00 00 00
Routing Engine 0 REV 02 740-041821 9009099704 RE-S-1800x4
Jedec Code: 0x7fb0      EEPROM Version: 0x02
P/N: 740-041821      S/N: 9009099704
Assembly ID: 0x09c0      Assembly Version: 01.02
Date: 03-15-2012      Assembly Flags: 0x00
Version: REV 02
ID: RE-S-1800x4      FRU Model Number: RE-S-1800X4-16G-S
Board Information Record:
  Address 0x00: 54 32 30 32 37 44 41 2d 34 34 47 42 23 41 23 00
I2C Hex Data:
  Address 0x00: 7f b0 02 ff 09 c0 01 02 52 45 56 20 30 32 00 00
  Address 0x10: 00 00 00 00 37 34 30 2d 30 34 31 38 32 31 00 00
  Address 0x20: 39 30 30 39 30 39 39 37 30 34 00 00 00 0f 03 07
  Address 0x30: dc ff ff ff 54 32 30 32 37 44 41 2d 34 34 47 42
  Address 0x40: 23 41 23 00 01 00 00 00 00 00 00 00 00 00 00 52
  Address 0x50: 45 2d 53 2d 31 38 30 30 58 34 2d 31 36 47 2d 53
  Address 0x60: 00 00 00 00 00 00 41 30 30 ff ff ff ff ff ff ff
  Address 0x70: ff ff ff 8c ff ff ff ff ff ff ff ff ff ff ff ff
ad0 3831 MB UGB30SFA4000T1 SFA4000T1 00000651 Compact Flash
ad1 30533 MB UGB94BPH32H0S1-KCI 11000019592 Disk 1
usb0 (addr 1) EHCI root hub 0 Intel uhub0
usb0 (addr 2) product 0x0020 32 vendor 0x8087 uhub1
DIMM 0 SGU04G72H1BD2SA-BB DIE REV-52 PCB REV-54 MFR ID-ce80
DIMM 1 SGU04G72H1BD2SA-BB DIE REV-52 PCB REV-54 MFR ID-ce80
DIMM 2 SGU04G72H1BD2SA-BB DIE REV-52 PCB REV-54 MFR ID-ce80
DIMM 3 SGU04G72H1BD2SA-BB DIE REV-52 PCB REV-54 MFR ID-ce80
Routing Engine 1 REV 02 740-041821 9009099706 RE-S-1800x4
Jedec Code: 0x7fb0      EEPROM Version: 0x02
P/N: 740-041821      S/N: 9009099706
Assembly ID: 0x09c0      Assembly Version: 01.02
Date: 02-23-2012      Assembly Flags: 0x00
Version: REV 02
ID: RE-S-1800x4      FRU Model Number: RE-S-1800X4-16G-S
Board Information Record:
  Address 0x00: 54 32 30 32 37 44 41 2d 34 34 47 42 23 41 23 00
I2C Hex Data:
  Address 0x00: 7f b0 02 ff 09 c0 01 02 52 45 56 20 30 32 00 00
  Address 0x10: 00 00 00 00 37 34 30 2d 30 34 31 38 32 31 00 00
  Address 0x20: 39 30 30 39 30 39 39 37 30 36 00 00 00 17 02 07
  Address 0x30: dc ff ff ff 54 32 30 32 37 44 41 2d 34 34 47 42
  Address 0x40: 23 41 23 00 01 00 00 00 00 00 00 00 00 00 00 52
  Address 0x50: 45 2d 53 2d 31 38 30 30 58 34 2d 31 36 47 2d 53
  Address 0x60: 00 00 00 00 00 00 41 30 30 ff ff ff ff ff ff ff
  Address 0x70: ff ff ff 8c ff ff ff ff ff ff ff ff ff ff ff ff
ad0 3998 MB Virtium - TuffDrive VCF P1T0200262860208 114 Compact Flash
ad1 30533 MB UGB94ARF32H0S3-KC UNIGEN-499551-000404 Disk 1

```

```

CB 0          REV 13   750-040257   CAAF8436          Control Board
Jedec Code:   0x7fb0          EEPROM Version:   0x02
P/N:          750-040257      S/N:          S/N CAAF8436
Assembly ID:  0x0b26          Assembly Version: 01.13
Date:         08-29-2012      Assembly Flags: 0x00
Version:      REV 13          CLEI Code:     PROTOXCLEI
ID: Control Board              FRU Model Number: PROTO-ASSEMBLY
Board Information Record:
Address 0x00: ff ff ff ff ff ff ff ff ff ff ff ff ff ff ff ff
I2C Hex Data:
Address 0x00: 7f b0 02 ff 0b 26 01 0d 52 45 56 20 31 33 00 00
Address 0x10: 00 00 00 00 37 35 30 2d 30 34 30 32 35 37 00 00
Address 0x20: 53 2f 4e 20 43 41 41 46 38 34 33 36 00 1d 08 07
Address 0x30: dc ff ff ff ff ff ff ff ff ff ff ff ff ff ff ff
Address 0x40: ff ff ff ff 01 50 52 4f 54 4f 58 43 4c 45 49 50
Address 0x50: 52 4f 54 4f 2d 41 53 53 45 4d 42 4c 59 00 00 00
Address 0x60: 00 00 00 00 00 00 41 30 30 ff ff ff ff ff ff ff
Address 0x70: ff ff ff c2 ff ff ff ff ff ff ff ff ff ff ff ff
...
SPMB 0        REV 02   711-041855   ABBV3825          PMB Board
Jedec Code:   0x7fb0          EEPROM Version:   0x01
P/N:          711-041855      S/N:          S/N ABBV3825
Assembly ID:  0x0b29          Assembly Version: 01.02
Date:         08-14-2012      Assembly Flags: 0x00
Version:      REV 02
ID: PMB Board
Board Information Record:
Address 0x00: ff ff ff ff ff ff ff ff ff ff ff ff ff ff ff ff
I2C Hex Data:
Address 0x00: 7f b0 01 ff 0b 29 01 02 52 45 56 20 30 32 00 00
Address 0x10: 00 00 00 00 37 31 31 2d 30 34 31 38 35 35 00 00
Address 0x20: 53 2f 4e 20 41 42 42 56 33 38 32 35 00 0e 08 07
Address 0x30: dc ff ff ff ff ff ff ff ff ff ff ff ff ff ff ff
Address 0x40: ff ff ff ff 00 ff ff ff ff ff ff ff ff ff ff ff
Address 0x50: ff ff ff ff ff ff ff ff ff ff ff ff ff ff ff ff
Address 0x60: ff ff ff ff ff ff ff ff ff ff ff ff ff ff ff ff
Address 0x70: ff ff ff ff 00 00 00 00 00 00 00 00 00 00 00 00
...
SFB 0          REV 05   711-044466   ABBX5682          Switch Fabric Board
Jedec Code:   0x7fb0          EEPROM Version:   0x02
P/N:          711-044466      S/N:          S/N ABBX5682
Assembly ID:  0x0b25          Assembly Version: 01.05
Date:         09-07-2012      Assembly Flags: 0x00
Version:      REV 05          CLEI Code:     PROTOXCLEI
ID: Switch Fabric Board        FRU Model Number: PROTO-ASSEMBLY
Board Information Record:
Address 0x00: ff ff ff ff ff ff ff ff ff ff ff ff ff ff ff ff
I2C Hex Data:
Address 0x00: 7f b0 02 ff 0b 25 01 05 52 45 56 20 30 35 00 00
Address 0x10: 00 00 00 00 37 31 31 2d 30 34 34 34 36 36 00 00
Address 0x20: 53 2f 4e 20 41 42 42 58 35 36 38 32 00 07 09 07
Address 0x30: dc ff ff ff ff ff ff ff ff ff ff ff ff ff ff ff
Address 0x40: ff ff ff ff 01 50 52 4f 54 4f 58 43 4c 45 49 50
Address 0x50: 52 4f 54 4f 2d 41 53 53 45 4d 42 4c 59 00 00 00
Address 0x60: 00 00 00 00 00 00 41 30 30 ff ff ff ff ff ff ff
Address 0x70: ff ff ff c2 00 00 00 01 00 00 00 00 00 00 48 00
...
FPC 0          REV 09   750-037355   CAAF0924          MPC Type 4-2
Jedec Code:   0x7fb0          EEPROM Version:   0x02
P/N:          750-037355      S/N:          S/N CAAF0924
Assembly ID:  0x0b4e          Assembly Version: 01.09

```

Date: 05-21-2012 Assembly Flags: 0x00
 Version: REV 09 CLEI Code: PROTOXCLEI
 ID: MPC Type 4-2 FRU Model Number: MPC4E-2CGE-8XGE

Board Information Record:

Address 0x00: ff ff ff ff ff ff ff ff ff ff ff ff ff ff ff

I2C Hex Data:

Address 0x00: 7f b0 02 ff 0b 4e 01 09 52 45 56 20 30 39 00 00
 Address 0x10: 00 00 00 00 37 35 30 2d 30 33 37 33 35 35 00 00
 Address 0x20: 53 2f 4e 20 43 41 41 46 30 39 32 34 00 15 05 07
 Address 0x30: dc ff ff ff ff ff ff ff ff ff ff ff ff ff ff
 Address 0x40: ff ff ff ff 01 50 52 4f 54 4f 58 43 4c 45 49 4d
 Address 0x50: 50 43 34 45 2d 32 43 47 45 2d 38 58 47 45 00 00
 Address 0x60: 00 00 00 00 00 00 30 39 00 ff ff ff ff ff ff
 Address 0x70: ff ff ff c6 ff ff ff ff ff ff ff ff ff ff ff
 CPU REV 08 711-035209 CAAB9842 H MPC PMB 2G

Jedec Code: 0x7fb0 EEPROM Version: 0x01
 P/N: 711-035209 S/N: S/N CAAB9842
 Assembly ID: 0x0b04 Assembly Version: 01.08
 Date: 05-17-2012 Assembly Flags: 0x00
 Version: REV 08

ID: H MPC PMB 2G

Board Information Record:

Address 0x00: ff ff ff ff ff ff ff ff ff ff ff ff ff ff ff

I2C Hex Data:

Address 0x00: 7f b0 01 ff 0b 04 01 08 52 45 56 20 30 38 00 00
 Address 0x10: 00 00 00 00 37 31 31 2d 30 33 35 32 30 39 00 00
 Address 0x20: 53 2f 4e 20 43 41 41 42 39 38 34 32 00 11 05 07
 Address 0x30: dc ff ff ff ff ff ff ff ff ff ff ff ff ff ff
 Address 0x40: ff ff ff ff 00 ff ff ff ff ff ff ff ff ff ff
 Address 0x50: ff ff ff ff ff ff ff ff ff ff ff ff ff ff ff
 Address 0x60: ff ff ff ff ff ff ff ff ff ff ff ff ff ff ff
 Address 0x70: ff ff ff ff 00 00 00 00 00 00 00 00 00 00 00 00
 PIC 0 BUILTIN BUILTIN 4x10GE SFPP

Jedec Code: 0x0000 EEPROM Version: 0x00
 P/N: BUILTIN S/N: BUILTIN
 Assembly ID: 0x0a53 Assembly Version: 00.00
 Date: 00-00-0000 Assembly Flags: 0x00

ID: 4x10GE SFPP

Board Information Record:

Address 0x00: 00 00 00 00 00 00 00 00 00 00 00 00 00 00 00 00

I2C Hex Data:

Address 0x00: 00 00 00 00 0a 53 00 00 00 00 00 00 00 00 00 00
 Address 0x10: 00 00 00 00 42 55 49 4c 54 49 4e 00 4d 58 43 00
 Address 0x20: 42 55 49 4c 54 49 4e 00 4d 58 43 00 00 00 00 00
 Address 0x30: 00 00 00 00 00 00 00 00 00 00 00 00 00 00 00 00
 Address 0x40: 00 00 00 00 00 00 00 00 00 00 00 00 00 00 00 00
 Address 0x50: 00 00 00 00 00 00 00 00 00 00 00 00 00 00 00 00
 Address 0x60: 00 00 00 00 00 00 00 00 00 00 00 00 00 00 00 00
 Address 0x70: 00 00 00 00 c0 02 ae 64 00 00 00 00 0a 52 00 00

Xcvr 0 REV 01 740-021308 19T511101656 SFP+-10G-SR
 Xcvr 1 REV 01 740-031980 AMA04RU SFP+-10G-SR
 Xcvr 2 REV 01 740-031980 193363A00558 SFP+-10G-SR
 Xcvr 3 REV 01 740-031980 B10M00202 SFP+-10G-SR

...

ADC 0 REV 13 750-043596 ABBX5532 Adapter Card
 Jedec Code: 0x7fb0 EEPROM Version: 0x02
 P/N: 750-043596 S/N: S/N ABBX5532
 Assembly ID: 0x0b3d Assembly Version: 01.13
 Date: 09-12-2012 Assembly Flags: 0x00
 Version: REV 13 CLEI Code: IPUCBA8CAA
 ID: Adapter Card FRU Model Number: MX2000-LC-ADAPTER

```

Board Information Record:
Address 0x00: ff ff ff ff ff ff ff ff ff ff ff ff ff ff ff
I2C Hex Data:
Address 0x00: 7f b0 02 ff 0b 3d 01 0d 52 45 56 20 31 33 00 00
Address 0x10: 00 00 00 00 37 35 30 2d 30 34 33 35 39 36 00 00
Address 0x20: 53 2f 4e 20 41 42 42 58 35 35 33 32 00 0c 09 07
Address 0x30: dc ff ff ff ff ff ff ff ff ff ff ff ff ff ff
Address 0x40: ff ff ff ff 01 49 50 55 43 42 41 38 43 41 41 4d
Address 0x50: 58 32 30 30 30 2d 4c 43 2d 41 44 41 50 54 45 52
Address 0x60: 00 00 00 00 00 00 41 00 00 ff ff ff ff ff ff
Address 0x70: ff ff ff 3a 00 00 00 00 00 00 00 00 00 00 00 00
...

```

show chassis hardware models (MX2010 Router)

```
user@host > show chassis hardware models
```

```
Hardware inventory:
```

Item	Version	Part number	Serial number	FRU model number
FPM Board	REV 06	711-032349	ZX8744	711-032349
PSM 4	REV 0C	740-033727	VK00254	000000000000000000000000
PSM 5	REV 0B	740-033727	VG00015	000000000000000000000000
PSM 6	REV 0B	740-033727	VH00097	000000000000000000000000
PSM 7	REV 0C	740-033727	VJ00151	000000000000000000000000
PSM 8	REV 0C	740-033727	VJ00149	000000000000000000000000
PDM 0	REV 0B	740-038109	WA00008	
PDM 1	REV 0B	740-038109	WA00014	
Routing Engine 0	REV 02	740-041821	9009094134	RE-S-1800X4-16G-S
Routing Engine 1	REV 02	740-041821	9009094141	RE-S-1800X4-16G-S
CB 0	REV 08	750-040257	CAAB3491	750-040257
CB 1	REV 08	750-040257	CAAB3489	750-040257
SFB 0	REV 06	711-032385	ZV1828	711-032385
SFB 1	REV 07	711-032385	ZZ2568	711-032385
SFB 2	REV 07	711-032385	ZZ2563	711-032385
SFB 3	REV 07	711-032385	ZZ2564	711-032385
SFB 4	REV 07	711-032385	ZZ2580	711-032385
SFB 5	REV 07	711-032385	ZZ2579	711-0323856
SFB 6	REV 07	711-032385	CAAB4882	711-044170
SFB 7	REV 07	711-032385	CAAB4898	711-044170
FPC 0	REV 33	750-028467	CAAB1919	MPC-3D-16XGE-SFPP
FPC 1	REV 21	750-033205	ZG5027	MX-MPC3-3D
MIC 0	REV 03	750-033307	ZV6299	MIC3-3D-10XGE-SFPP
MIC 1	REV 03	750-033307	ZV6268	MIC3-3D-10XGE-SFPP
FPC 8	REV 22	750-031089	ZT9746	MX-MPC2-3D
MIC 0	REV 26	750-028392	ABBS1150	MIC-3D-20GE-SFP
MIC 1	REV 26	750-028387	ABBR9582	MIC-3D-4XGE-XFP
FPC 9	REV 11	750-036284	ZL3591	MPCE-3D-16XGE-SFPP
ADC 0	REV 05	750-043596	CAAC2073	750-043596
ADC 1	REV 01	750-043596	ZV4117	750-043596
ADC 8	REV 01	750-043596	ZV4107	750-043596
ADC 9	REV 02	750-043596	ZW1555	750-043596
Fan Tray 0	REV 2A	760-046960	ACAY0015	
Fan Tray 1	REV 2A	760-046960	ACAY0019	
Fan Tray 2	REV 2A	760-046960	ACAY0020	
Fan Tray 3	REV 2A	760-046960	ACAY0021	

show chassis hardware clei-models (MX2010 Routers)

```
user@host > show chassis hardware clei-models
```

```
Hardware inventory:
```

Item	Version	Part number	CLEI code	FRU model number
FPM Board	REV 06	711-032349	PROTOXCLEI	711-032349
PSM 4	REV 0C	740-033727	0000000000	000000000000000000000000
PSM 5	REV 0B	740-033727	0000000000	000000000000000000000000
PSM 6	REV 0B	740-033727	0000000000	000000000000000000000000

PSM 7	REV 0C	740-033727	0000000000	00000000000000000000000000000000
PSM 8	REV 0C	740-033727	0000000000	00000000000000000000000000000000
PDM 0	REV 0B	740-038109		
PDM 1	REV 0B	740-038109		
Routing Engine 0	REV 02	740-041821		RE-S-1800X4-16G-S
Routing Engine 1	REV 02	740-041821		RE-S-1800X4-16G-S
CB 0	REV 08	750-040257	PROTOXCLEI	750-040257
CB 1	REV 08	750-040257	PROTOXCLEI	750-040257
SFB 0	REV 06	711-032385	PROTOXCLEI	711-032385
SFB 1	REV 07	711-032385	PROTOXCLEI	711-032385
SFB 2	REV 07	711-032385	PROTOXCLEI	711-032385
SFB 3	REV 07	711-032385	PROTOXCLEI	711-032385
SFB 4	REV 07	711-032385	PROTOXCLEI	711-032385
SFB 5	REV 07	711-032385	PROTOXCLEI	711-0323856
SFB 6	REV 07	711-032385	PROTOXCLEI	711-044170
SFB 7	REV 07	711-032385	PROTOXCLEI	711-044170
FPC 0	REV 33	750-028467		MPC-3D-16XGE-SFPP
FPC 1	REV 21	750-033205		MX-MPC3-3D
MIC 0	REV 03	750-033307	PROTOXCLEI	MIC3-3D-10XGE-SFPP
MIC 1	REV 03	750-033307	PROTOXCLEI	MIC3-3D-10XGE-SFPP
FPC 8	REV 22	750-031089	COUIBAYBAA	MX-MPC2-3D
MIC 0	REV 26	750-028392	COUIA15BAA	MIC-3D-20GE-SFP
MIC 1	REV 26	750-028387	COUIA16BAA	MIC-3D-4XGE-XFP
FPC 9	REV 11	750-036284	CMUIACGBAA	MPCE-3D-16XGE-SFPP
ADC 0	REV 05	750-043596	PROTOXCLEI	750-043596
ADC 1	REV 01	750-043596	PROTOXCLEI	750-043596
ADC 8	REV 01	750-043596	PROTOXCLEI	750-043596
ADC 9	REV 02	750-043596	PROTOXCLEI	750-043596
Fan Tray 0	REV 2A	760-046960		
Fan Tray 1	REV 2A	760-046960		
Fan Tray 2	REV 2A	760-046960		
Fan Tray 3	REV 2A	760-046960		

show chassis hardware (MX2020 Router)

```
user@host > show chassis hardware
```

```
Hardware inventory:
```

Item	Version	Part number	Serial number	Description
Chassis			JN11E2227AFJ	MX2020
Midplane	REV 27	750-040240	ABAB9384	Lower Power Midplane
Midplane 1	REV 04	711-032386	ABAB9386	Upper Backplane
PMP 1	REV 05	711-032428	ACAJ1579	Upper Power Midplane
PMP 0	REV 04	711-032426	ACAJ1524	Lower Power Midplane
FPM Board	REV 06	760-040242	ABBT8837	Front Panel Display
PSM 0	REV 01	740-045050	1E022240056	DC 52V Power Supply
Module				
PSM 1	REV 01	740-045050	1E022240054	DC 52V Power Supply
Module				
PSM 2	REV 01	740-045050	1E02224005H	DC 52V Power Supply
Module				
PSM 3	REV 01	740-045050	1E022240053	DC 52V Power Supply
Module				
PSM 4	REV 01	740-045050	1E02224004K	DC 52V Power Supply
Module				
PSM 7	REV 01	740-045050	1E02224006W	DC 52V Power Supply
Module				
PSM 8	REV 01	740-045050	1E022240062	DC 52V Power Supply
Module				
PSM 9	REV 01	740-045050	1E02224005B	DC 52V Power Supply
Module				
PSM 10	REV 01	740-045050	1E02224005A	DC 52V Power Supply
Module				
PSM 11	REV 01	740-045050	1E022240052	DC 52V Power Supply

Module				
PSM 12	REV 01	740-045050	1E022240051	DC 52V Power Supply
Module				
PSM 13	REV 01	740-045050	1E022240058	DC 52V Power Supply
Module				
PSM 14	REV 01	740-045050	1E02224004L	DC 52V Power Supply
Module				
PSM 15	REV 01	740-045050	1E02224005M	DC 52V Power Supply
Module				
PSM 16	REV 01	740-045050	1E02224006S	DC 52V Power Supply
Module				
PSM 17	REV 01	740-045050	1E02224005Z	DC 52V Power Supply
Module				
PDM 0	REV 01	740-045234	1E012150033	DC Power Dist Module
PDM 1	REV 01	740-045234	1E012150027	DC Power Dist Module
PDM 2	REV 01	740-045234	1E012150028	DC Power Dist Module
PDM 3	REV 01	740-045234	1E012150045	DC Power Dist Module
Routing Engine 0	REV 02	740-041821	9009089704	RE-S-1800x4
Routing Engine 1	REV 02	740-041821	9009094138	RE-S-1800x4
CB 0	REV 14	750-040257	CAAF8430	Control Board
CB 1	REV 08	750-040257	CAAB3482	Control Board
SPMB 0	REV 01	711-041855	ZS2290	PMB Board
SPMB 1	REV 02	711-041855	CAA6141	PMB Board
SFB 0	REV 03	711-044466	ABBV6789	Switch Fabric Board
SFB 1	REV 05	711-044466	ABBX5666	Switch Fabric Board
SFB 2	REV 05	711-044466	ABBX5678	Switch Fabric Board
SFB 3	REV 05	711-044466	ABBX5687	Switch Fabric Board
SFB 4	REV 05	711-044466	ABBX5609	Switch Fabric Board
SFB 5	REV 05	711-044466	ABBX5675	Switch Fabric Board
SFB 6	REV 03	711-044466	ABBV6805	Switch Fabric Board
SFB 7	REV 05	711-044466	ABBX5701	Switch Fabric Board
FPC 0	REV 30	750-028467	ABBN0284	MPC 3D 16x 10GE
CPU	REV 10	711-029089	ABBN0507	AMPC PMB
PIC 0		BUILTIN	BUILTIN	4x 10GE(LAN) SFP+
Xcvr 0	REV 01	740-030658	B11E00990	SFP+-10G-USR
Xcvr 1	REV 01	740-030658	B11E04357	SFP+-10G-USR
Xcvr 2	REV 01	740-030658	B11F01327	SFP+-10G-USR
Xcvr 3	REV 01	740-030658	B11E04375	SFP+-10G-USR
PIC 1		BUILTIN	BUILTIN	4x 10GE(LAN) SFP+
Xcvr 0	REV 01	740-030658	B11E02760	SFP+-10G-USR
Xcvr 1	REV 01	740-030658	B11E02904	SFP+-10G-USR
Xcvr 2	REV 01	740-030658	B11E03963	SFP+-10G-USR
Xcvr 3	REV 01	740-030658	B11E00756	SFP+-10G-USR
PIC 2		BUILTIN	BUILTIN	4x 10GE(LAN) SFP+
Xcvr 0	REV 01	740-030658	B11E04418	SFP+-10G-USR
Xcvr 1	REV 01	740-030658	B11E01077	SFP+-10G-USR
Xcvr 2	REV 01	740-030658	B11E01128	SFP+-10G-USR
Xcvr 3	REV 01	740-030658	B11F01253	SFP+-10G-USR
PIC 3		BUILTIN	BUILTIN	4x 10GE(LAN) SFP+
Xcvr 0	REV 01	740-030658	B11E01140	SFP+-10G-USR
Xcvr 1	REV 01	740-030658	B11F01626	SFP+-10G-USR
Xcvr 2	REV 01	740-030658	B11E01075	SFP+-10G-USR
Xcvr 3	REV 01	740-030658	B11E01177	SFP+-10G-USR
FPC 1	REV 30	750-028467	ABBN0208	MPC 3D 16x 10GE
CPU	REV 10	711-029089	ABB11084	AMPC PMB
PIC 0		BUILTIN	BUILTIN	4x 10GE(LAN) SFP+
Xcvr 0	REV 01	740-030658	B11E04745	SFP+-10G-USR
Xcvr 1	REV 01	740-030658	B11F01570	SFP+-10G-USR
Xcvr 2	REV 01	740-030658	B11E04388	SFP+-10G-USR
Xcvr 3	REV 01	740-030658	B11F01439	SFP+-10G-USR
PIC 1		BUILTIN	BUILTIN	4x 10GE(LAN) SFP+

Xcvr 0	REV 01	740-030658	B11E04739	SFP+-10G-USR
Xcvr 1	REV 01	740-030658	B11F01869	SFP+-10G-USR
Xcvr 2	REV 01	740-030658	B11F01675	SFP+-10G-USR
Xcvr 3	REV 01	740-030658	B11F01901	SFP+-10G-USR
PIC 2		BUILTIN	BUILTIN	4x 10GE(LAN) SFP+
Xcvr 0	REV 01	740-030658	B11F01346	SFP+-10G-USR
Xcvr 1	REV 01	740-030658	B11F01288	SFP+-10G-USR
Xcvr 2	REV 01	740-030658	B11F01824	SFP+-10G-USR
Xcvr 3	REV 01	740-030658	B11E04312	SFP+-10G-USR
PIC 3		BUILTIN	BUILTIN	4x 10GE(LAN) SFP+
Xcvr 0	REV 01	740-030658	B11E02811	SFP+-10G-USR
Xcvr 1	REV 01	740-030658	B11E03847	SFP+-10G-USR
Xcvr 2	REV 01	740-030658	B11F01495	SFP+-10G-USR
Xcvr 3	REV 01	740-030658	B11F01265	SFP+-10G-USR
FPC 2	REV 30	750-028467	ZM5111	MPC 3D 16x 10GE
CPU	REV 10	711-029089	ZP6607	AMPC PMB
PIC 0		BUILTIN	BUILTIN	4x 10GE(LAN) SFP+
Xcvr 0	REV 01	740-031980	AK80LJA	SFP+-10G-SR
Xcvr 1	REV 01	740-031980	AK80MFZ	SFP+-10G-SR
Xcvr 2	REV 01	740-031980	AK80NKL	SFP+-10G-SR
Xcvr 3	REV 01	740-031980	AK80KF4	SFP+-10G-SR
PIC 1		BUILTIN	BUILTIN	4x 10GE(LAN) SFP+
Xcvr 0	REV 01	740-031980	AK80FBJ	SFP+-10G-SR
Xcvr 1	REV 01	740-031980	AK80MM2	SFP+-10G-SR
Xcvr 2	REV 01	740-031980	AK80LJV	SFP+-10G-SR
Xcvr 3	REV 01	740-031980	AK80NXV	SFP+-10G-SR
PIC 2		BUILTIN	BUILTIN	4x 10GE(LAN) SFP+
Xcvr 0	REV 01	740-031980	AK80N1H	SFP+-10G-SR
Xcvr 1	REV 01	740-031980	AK80NLS	SFP+-10G-SR
Xcvr 2	REV 01	740-031980	AK80FL5	SFP+-10G-SR
Xcvr 3	REV 01	740-031980	AK80NL9	SFP+-10G-SR
PIC 3		BUILTIN	BUILTIN	4x 10GE(LAN) SFP+
Xcvr 0	REV 01	740-031980	AK80NG2	SFP+-10G-SR
Xcvr 1	REV 01	740-031980	AK80KDU	SFP+-10G-SR
Xcvr 2	REV 01	740-031980	AK80MG1	SFP+-10G-SR
Xcvr 3	REV 01	740-031980	AK80MM0	SFP+-10G-SR
FPC 3	REV 30	750-028467	ABBNO302	MPC 3D 16x 10GE
CPU	REV 10	711-029089	ABBNO495	AMPC PMB
PIC 0		BUILTIN	BUILTIN	4x 10GE(LAN) SFP+
Xcvr 0	REV 01	740-030658	B11F01581	SFP+-10G-USR
Xcvr 1	REV 01	740-030658	B11E01176	SFP+-10G-USR
Xcvr 2	REV 01	740-030658	B11F01251	SFP+-10G-USR
Xcvr 3	REV 01	740-030658	B11E02752	SFP+-10G-USR
PIC 1		BUILTIN	BUILTIN	4x 10GE(LAN) SFP+
Xcvr 0	REV 01	740-030658	B11E00786	SFP+-10G-USR
Xcvr 1	REV 01	740-030658	B11E01020	SFP+-10G-USR
Xcvr 2	REV 01	740-030658	B11E01023	SFP+-10G-USR
Xcvr 3	REV 01	740-030658	B11E02819	SFP+-10G-USR
PIC 2		BUILTIN	BUILTIN	4x 10GE(LAN) SFP+
Xcvr 0	REV 01	740-030658	B11E02812	SFP+-10G-USR
Xcvr 1	REV 01	740-030658	B11D04437	SFP+-10G-USR
Xcvr 2	REV 01	740-030658	B11F01279	SFP+-10G-USR
Xcvr 3	REV 01	740-030658	B11F01333	SFP+-10G-USR
PIC 3		BUILTIN	BUILTIN	4x 10GE(LAN) SFP+
Xcvr 0	REV 01	740-030658	B11E00978	SFP+-10G-USR
Xcvr 1	REV 01	740-030658	B11E01018	SFP+-10G-USR
Xcvr 2	REV 01	740-030658	B11F01784	SFP+-10G-USR
Xcvr 3	REV 01	740-031980	AK80NKP	SFP+-10G-SR
FPC 4	REV 30	750-028467	ABBNO308	MPC 3D 16x 10GE
CPU	REV 10	711-029089	ABB1095	AMPC PMB
PIC 0		BUILTIN	BUILTIN	4x 10GE(LAN) SFP+

Xcvr 0	REV 01	740-030658	B11E04305	SFP+-10G-USR
Xcvr 1	REV 01	740-030658	B11E01147	SFP+-10G-USR
Xcvr 2	REV 01	740-030658	B11E01195	SFP+-10G-USR
Xcvr 3	REV 01	740-030658	B11F01743	SFP+-10G-USR
PIC 1		BUILTIN	BUILTIN	4x 10GE(LAN) SFP+
Xcvr 0	REV 01	740-030658	B11F01892	SFP+-10G-USR
Xcvr 1	REV 01	740-030658	B11E02880	SFP+-10G-USR
Xcvr 2	REV 01	740-030658	B11E00725	SFP+-10G-USR
Xcvr 3	REV 01	740-030658	B11E01057	SFP+-10G-USR
PIC 2		BUILTIN	BUILTIN	4x 10GE(LAN) SFP+
Xcvr 0	REV 01	740-030658	B11E02816	SFP+-10G-USR
Xcvr 1	REV 01	740-030658	B11C04501	SFP+-10G-USR
Xcvr 2	REV 01	740-030658	B11E02764	SFP+-10G-USR
Xcvr 3	REV 01	740-030658	B11E00789	SFP+-10G-USR
PIC 3		BUILTIN	BUILTIN	4x 10GE(LAN) SFP+
Xcvr 0	REV 01	740-030658	B11F01250	SFP+-10G-USR
Xcvr 1	REV 01	740-030658	B11E02847	SFP+-10G-USR
Xcvr 2	REV 01	740-030658	B11E00787	SFP+-10G-USR
Xcvr 3	REV 01	740-030658	B11E03803	SFP+-10G-USR
FPC 5	REV 30	750-028467	ABBN0316	MPC 3D 16x 10GE
CPU	REV 10	711-029089	ABB11082	AMPC PMB
PIC 0		BUILTIN	BUILTIN	4x 10GE(LAN) SFP+
Xcvr 0	REV 01	740-031980	B11K00523	SFP+-10G-SR
Xcvr 1	REV 01	740-031980	B11K01848	SFP+-10G-SR
Xcvr 2	REV 01	740-031980	B11K01865	SFP+-10G-SR
Xcvr 3	REV 01	740-031980	B11K00540	SFP+-10G-SR
PIC 1		BUILTIN	BUILTIN	4x 10GE(LAN) SFP+
Xcvr 0	REV 01	740-031980	B11K00422	SFP+-10G-SR
Xcvr 1	REV 01	740-031980	B11K00428	SFP+-10G-SR
Xcvr 2	REV 01	740-031980	B11K00423	SFP+-10G-SR
Xcvr 3	REV 01	740-031980	B11K01855	SFP+-10G-SR
PIC 2		BUILTIN	BUILTIN	4x 10GE(LAN) SFP+
Xcvr 0	REV 01	740-031980	B11K01847	SFP+-10G-SR
Xcvr 1	REV 01	740-031980	B11K00526	SFP+-10G-SR
Xcvr 2	REV 01	740-031980	B11K00529	SFP+-10G-SR
Xcvr 3	REV 01	740-031980	B11K00525	SFP+-10G-SR
PIC 3		BUILTIN	BUILTIN	4x 10GE(LAN) SFP+
Xcvr 0	REV 01	740-031980	B11K00425	SFP+-10G-SR
Xcvr 1	REV 01	740-031980	B11K00530	SFP+-10G-SR
Xcvr 2	REV 01	740-031980	B11K01851	SFP+-10G-SR
Xcvr 3	REV 01	740-031980	B11K00528	SFP+-10G-SR
FPC 6	REV 32	750-028467	ABBN6832	MPC 3D 16x 10GE
CPU	REV 10	711-029089	ABBK6534	AMPC PMB
PIC 0		BUILTIN	BUILTIN	4x 10GE(LAN) SFP+
Xcvr 0	REV 01	740-031980	AK80MB4	SFP+-10G-SR
Xcvr 1	REV 01	740-031980	AK80FQ6	SFP+-10G-SR
Xcvr 2	REV 01	740-031980	AK80N1F	SFP+-10G-SR
Xcvr 3	REV 01	740-031980	AK80NLQ	SFP+-10G-SR
PIC 1		BUILTIN	BUILTIN	4x 10GE(LAN) SFP+
Xcvr 0	REV 01	740-031980	AK80KDR	SFP+-10G-SR
Xcvr 1	REV 01	740-031980	AK80FGJ	SFP+-10G-SR
Xcvr 2	REV 01	740-031980	AK80N5G	SFP+-10G-SR
Xcvr 3	REV 01	740-031980	AK80KD8	SFP+-10G-SR
PIC 2		BUILTIN	BUILTIN	4x 10GE(LAN) SFP+
Xcvr 0	REV 01	740-031980	AK80LET	SFP+-10G-SR
Xcvr 1	REV 01	740-031980	AK80N1X	SFP+-10G-SR
Xcvr 2	REV 01	740-031980	AK80NRF	SFP+-10G-SR
Xcvr 3	REV 01	740-031980	AK80NL2	SFP+-10G-SR
PIC 3		BUILTIN	BUILTIN	4x 10GE(LAN) SFP+
Xcvr 0	REV 01	740-031980	AK80N3D	SFP+-10G-SR
Xcvr 1	REV 01	740-031980	AK80MRB	SFP+-10G-SR

Xcvr 2	REV 01	740-031980	AK80LEQ	SFP+-10G-SR
Xcvr 3	REV 01	740-031980	AK80LER	SFP+-10G-SR
FPC 7	REV 32	750-028467	ABBN6811	MPC 3D 16x 10GE
CPU	REV 10	711-029089	ABBN7288	AMPC PMB
PIC 0		BUILTIN	BUILTIN	4x 10GE(LAN) SFP+
Xcvr 0	REV 01	740-031980	AK80NK8	SFP+-10G-SR
Xcvr 1	REV 01	740-031980	AK80LJG	SFP+-10G-SR
Xcvr 2	REV 01	740-031980	AK80LBU	SFP+-10G-SR
Xcvr 3	REV 01	740-031980	AK80N21	SFP+-10G-SR
PIC 1		BUILTIN	BUILTIN	4x 10GE(LAN) SFP+
Xcvr 0	REV 01	740-031980	AK80LEU	SFP+-10G-SR
Xcvr 1	REV 01	740-031980	AK80NLM	SFP+-10G-SR
Xcvr 2	REV 01	740-031980	AK80NL6	SFP+-10G-SR
Xcvr 3	REV 01	740-031980	AK80LES	SFP+-10G-SR
PIC 2		BUILTIN	BUILTIN	4x 10GE(LAN) SFP+
Xcvr 0	REV 01	740-031980	AK80LEN	SFP+-10G-SR
Xcvr 1	REV 01	740-031980	AK80ME0	SFP+-10G-SR
Xcvr 2	REV 01	740-031980	AK80LMG	SFP+-10G-SR
Xcvr 3	REV 01	740-031980	AK80MM1	SFP+-10G-SR
PIC 3		BUILTIN	BUILTIN	4x 10GE(LAN) SFP+
Xcvr 0	REV 01	740-031980	AK80MG7	SFP+-10G-SR
Xcvr 1	REV 01	740-031980	AK80KF9	SFP+-10G-SR
Xcvr 2	REV 01	740-031980	AK80NRQ	SFP+-10G-SR
Xcvr 3	REV 01	740-031980	AK80NLE	SFP+-10G-SR
FPC 8	REV 23	750-028467	YN2977	MPC 3D 16x 10GE
CPU	REV 10	711-029089	YP1856	AMPC PMB
PIC 0		BUILTIN	BUILTIN	4x 10GE(LAN) SFP+
Xcvr 0	REV 01	740-031980	183363A00875	SFP+-10G-SR
Xcvr 1	REV 01	740-031980	183363A00851	SFP+-10G-SR
Xcvr 2	REV 01	740-031980	183363A00772	SFP+-10G-SR
Xcvr 3	REV 01	740-031980	183363A00882	SFP+-10G-SR
PIC 1		BUILTIN	BUILTIN	4x 10GE(LAN) SFP+
Xcvr 0	REV 01	740-031980	183363A00735	SFP+-10G-SR
Xcvr 1	REV 01	740-031980	183363A00169	SFP+-10G-SR
Xcvr 2	REV 01	740-031980	183363A00726	SFP+-10G-SR
Xcvr 3	REV 01	740-031980	183363A00077	SFP+-10G-SR
PIC 2		BUILTIN	BUILTIN	4x 10GE(LAN) SFP+
Xcvr 0	REV 01	740-031980	183363A00168	SFP+-10G-SR
Xcvr 1	REV 01	740-031980	183363A00676	SFP+-10G-SR
Xcvr 2	REV 01	740-031980	183363A00732	SFP+-10G-SR
Xcvr 3	REV 01	740-031980	183363A00091	SFP+-10G-SR
PIC 3		BUILTIN	BUILTIN	4x 10GE(LAN) SFP+
Xcvr 0	REV 01	740-031980	183363A00725	SFP+-10G-SR
Xcvr 1	REV 01	740-031980	183363A00642	SFP+-10G-SR
Xcvr 2	REV 01	740-031980	183363A00871	SFP+-10G-SR
Xcvr 3	REV 01	740-031980	183363A00853	SFP+-10G-SR
FPC 9	REV 32	750-028467	ABBN6798	MPC 3D 16x 10GE
CPU	REV 10	711-029089	ABBK6556	AMPC PMB
PIC 0		BUILTIN	BUILTIN	4x 10GE(LAN) SFP+
Xcvr 0	REV 01	740-021308	9ZDZ06A00055	SFP+-10G-SR
Xcvr 1	REV 01	740-031980	183363A00239	SFP+-10G-SR
Xcvr 2	REV 01	740-021308	AD0915E003K	SFP+-10G-SR
Xcvr 3	REV 01	740-021308	AD0915E003A	SFP+-10G-SR
PIC 1		BUILTIN	BUILTIN	4x 10GE(LAN) SFP+
Xcvr 0	REV 01	740-031980	AK80MRC	SFP+-10G-SR
Xcvr 1	REV 01	740-031980	AK80NL5	SFP+-10G-SR
Xcvr 2	REV 01	740-031980	AK80NKN	SFP+-10G-SR
Xcvr 3	REV 01	740-031980	AK80N3U	SFP+-10G-SR
PIC 2		BUILTIN	BUILTIN	4x 10GE(LAN) SFP+
Xcvr 0	REV 01	740-031980	AK80N1T	SFP+-10G-SR
Xcvr 1	REV 01	740-031980	AJ808DJ	SFP+-10G-SR

Xcvr 2	REV 01	740-031980	AK80NG4	SFP+-10G-SR
Xcvr 3	REV 01	740-031980	AK80FND	SFP+-10G-SR
PIC 3		BUILTIN	BUILTIN	4x 10GE(LAN) SFP+
Xcvr 0	REV 01	740-031980	AK80FKQ	SFP+-10G-SR
Xcvr 1	REV 01	740-031980	AK80NLT	SFP+-10G-SR
Xcvr 2	REV 01	740-031980	AK80NKR	SFP+-10G-SR
Xcvr 3	REV 01	740-031980	AK80LKM	SFP+-10G-SR
FPC 10	REV 32	750-028467	ABBN6813	MPC 3D 16x 10GE
CPU	REV 10	711-029089	ABBK6542	AMPC PMB
PIC 0		BUILTIN	BUILTIN	4x 10GE(LAN) SFP+
Xcvr 0	REV 01	740-031980	AK80NA3	SFP+-10G-SR
Xcvr 1	REV 01	740-031980	AK80NLF	SFP+-10G-SR
Xcvr 2	REV 01	740-031980	AK80MRH	SFP+-10G-SR
Xcvr 3	REV 01	740-031980	AK80KE4	SFP+-10G-SR
PIC 1		BUILTIN	BUILTIN	4x 10GE(LAN) SFP+
Xcvr 0	REV 01	740-021308	973152A00030	SFP+-10G-SR
Xcvr 1	REV 01	740-031980	AK80L9H	SFP+-10G-SR
Xcvr 2	REV 01	740-031980	AK80ME8	SFP+-10G-SR
Xcvr 3	REV 01	740-031980	AK80NLR	SFP+-10G-SR
PIC 2		BUILTIN	BUILTIN	4x 10GE(LAN) SFP+
Xcvr 0	REV 01	740-031980	AK80NG1	SFP+-10G-SR
Xcvr 1	REV 01	740-031980	AK80MCA	SFP+-10G-SR
Xcvr 2	REV 01	740-031980	AK80LFC	SFP+-10G-SR
Xcvr 3	REV 01	740-031980	AK80LEM	SFP+-10G-SR
PIC 3		BUILTIN	BUILTIN	4x 10GE(LAN) SFP+
Xcvr 0	REV 01	740-031980	AK80N9X	SFP+-10G-SR
Xcvr 1	REV 01	740-031980	AK80LAC	SFP+-10G-SR
Xcvr 2	REV 01	740-031980	AK80LF2	SFP+-10G-SR
Xcvr 3	REV 01	740-031980	AK80N8T	SFP+-10G-SR
FPC 11	REV 30	750-028467	ABBN0281	MPC 3D 16x 10GE
CPU	REV 10	711-029089	ABBN0526	AMPC PMB
PIC 0		BUILTIN	BUILTIN	4x 10GE(LAN) SFP+
Xcvr 0	REV 01	740-030658	B11F01326	SFP+-10G-USR
Xcvr 1	REV 01	740-030658	B11E03973	SFP+-10G-USR
Xcvr 2	REV 01	740-030658	B11E00950	SFP+-10G-USR
Xcvr 3	REV 01	740-030658	B11E00674	SFP+-10G-USR
PIC 1		BUILTIN	BUILTIN	4x 10GE(LAN) SFP+
Xcvr 0	REV 01	740-030658	B11E00775	SFP+-10G-USR
Xcvr 1	REV 01	740-030658	B11E04461	SFP+-10G-USR
Xcvr 2	REV 01	740-030658	B11E01074	SFP+-10G-USR
Xcvr 3	REV 01	740-030658	B11E02821	SFP+-10G-USR
PIC 2		BUILTIN	BUILTIN	4x 10GE(LAN) SFP+
Xcvr 0	REV 01	740-030658	B11E04501	SFP+-10G-USR
Xcvr 1	REV 01	740-030658	B11E00757	SFP+-10G-USR
Xcvr 2	REV 01	740-030658	B11F01623	SFP+-10G-USR
Xcvr 3	REV 01	740-030658	B11E01022	SFP+-10G-USR
PIC 3		BUILTIN	BUILTIN	4x 10GE(LAN) SFP+
Xcvr 0	REV 01	740-030658	B11E04359	SFP+-10G-USR
Xcvr 1	REV 01	740-030658	B11E02751	SFP+-10G-USR
Xcvr 2	REV 01	740-030658	B11E02736	SFP+-10G-USR
Xcvr 3	REV 01	740-030658	B11E01178	SFP+-10G-USR
FPC 12	REV 32	750-028467	ABBN6796	MPC 3D 16x 10GE
CPU	REV 10	711-029089	ABBN7259	AMPC PMB
PIC 0		BUILTIN	BUILTIN	4x 10GE(LAN) SFP+
Xcvr 0	REV 01	740-031980	B11K01856	SFP+-10G-SR
Xcvr 1	REV 01	740-031980	B11K01853	SFP+-10G-SR
Xcvr 2	REV 01	740-031980	B11K01863	SFP+-10G-SR
Xcvr 3	REV 01	740-031980	163363A02863	SFP+-10G-SR
PIC 1		BUILTIN	BUILTIN	4x 10GE(LAN) SFP+
Xcvr 0	REV 01	740-031980	163363A02668	SFP+-10G-SR
Xcvr 1	REV 01	740-031980	163363A02881	SFP+-10G-SR

Xcvr 2	REV 01	740-031980	163363A01671	SFP+-10G-SR
Xcvr 3	REV 01	740-031980	163363A02627	SFP+-10G-SR
PIC 2		BUILTIN	BUILTIN	4x 10GE(LAN) SFP+
Xcvr 0	REV 01	740-031980	163363A02725	SFP+-10G-SR
Xcvr 1	REV 01	740-031980	163363A02692	SFP+-10G-SR
Xcvr 2	REV 01	740-031980	163363A02730	SFP+-10G-SR
Xcvr 3	REV 01	740-031980	163363A03081	SFP+-10G-SR
PIC 3		BUILTIN	BUILTIN	4x 10GE(LAN) SFP+
Xcvr 0	REV 01	740-031980	163363A02736	SFP+-10G-SR
Xcvr 1	REV 01	740-031980	163363A02568	SFP+-10G-SR
Xcvr 2	REV 01	740-031980	163363A02747	SFP+-10G-SR
Xcvr 3	REV 01	740-031980	163363A02579	SFP+-10G-SR
FPC 13	REV 30	750-028467	ABBNO270	MPC 3D 16x 10GE
CPU	REV 10	711-029089	ABB0966	AMPC PMB
PIC 0		BUILTIN	BUILTIN	4x 10GE(LAN) SFP+
Xcvr 0	REV 01	740-031980	AK80NL1	SFP+-10G-SR
Xcvr 1	REV 01	740-031980	AK80NXW	SFP+-10G-SR
Xcvr 2	REV 01	740-031980	AK80KD2	SFP+-10G-SR
Xcvr 3	REV 01	740-031980	AK80FMD	SFP+-10G-SR
PIC 1		BUILTIN	BUILTIN	4x 10GE(LAN) SFP+
Xcvr 0	REV 01	740-031980	AK80NKQ	SFP+-10G-SR
Xcvr 1	REV 01	740-031980	AK80MGH	SFP+-10G-SR
Xcvr 2	REV 01	740-031980	AK80N38	SFP+-10G-SR
Xcvr 3	REV 01	740-031980	AK80NL7	SFP+-10G-SR
PIC 2		BUILTIN	BUILTIN	4x 10GE(LAN) SFP+
Xcvr 0	REV 01	740-031980	AK80LEL	SFP+-10G-SR
Xcvr 1	REV 01	740-031980	AK80NKD	SFP+-10G-SR
Xcvr 2	REV 01	740-031980	AK80KCY	SFP+-10G-SR
Xcvr 3	REV 01	740-031980	AK80LHK	SFP+-10G-SR
PIC 3		BUILTIN	BUILTIN	4x 10GE(LAN) SFP+
Xcvr 0	REV 01	740-031980	AK80M5J	SFP+-10G-SR
Xcvr 1	REV 01	740-031980	AK80MBE	SFP+-10G-SR
Xcvr 2	REV 01	740-031980	AK80NLG	SFP+-10G-SR
Xcvr 3	REV 01	740-031980	AK80LFH	SFP+-10G-SR
FPC 14	REV 32	750-028467	ABB6790	MPC 3D 16x 10GE
CPU	REV 10	711-029089	ABBK6515	AMPC PMB
PIC 0		BUILTIN	BUILTIN	4x 10GE(LAN) SFP+
Xcvr 0	REV 01	740-031980	AK80LZM	SFP+-10G-SR
Xcvr 1	REV 01	740-031980	AK80MCC	SFP+-10G-SR
Xcvr 2	REV 01	740-031980	AK80KCM	SFP+-10G-SR
Xcvr 3	REV 01	740-031980	AK80KE0	SFP+-10G-SR
PIC 1		BUILTIN	BUILTIN	4x 10GE(LAN) SFP+
Xcvr 0	REV 01	740-021310	C10F99155	SFP+-10G-LRM
Xcvr 1	REV 01	740-021310	C10F99049	SFP+-10G-LRM
Xcvr 2	REV 01	740-021310	C10F99128	SFP+-10G-LRM
Xcvr 3	REV 01	740-021310	C10F99169	SFP+-10G-LRM
PIC 2		BUILTIN	BUILTIN	4x 10GE(LAN) SFP+
Xcvr 0	REV 01	740-031980	AK80LF3	SFP+-10G-SR
Xcvr 1	REV 01	740-031980	163363A02597	SFP+-10G-SR
Xcvr 2	REV 01	740-031980	163363A03060	SFP+-10G-SR
Xcvr 3	REV 01	740-031980	163363A03057	SFP+-10G-SR
PIC 3		BUILTIN	BUILTIN	4x 10GE(LAN) SFP+
Xcvr 0	REV 01	740-031980	AK80LEX	SFP+-10G-SR
Xcvr 1	REV 01	740-031980	AK80FEU	SFP+-10G-SR
Xcvr 2	REV 01	740-031980	AK80FNM	SFP+-10G-SR
Xcvr 3	REV 01	740-021308	AJQQQ5G	SFP+-10G-SR
FPC 15	REV 32	750-028467	ABB6791	MPC 3D 16x 10GE
CPU	REV 10	711-029089	ABB7289	AMPC PMB
PIC 0		BUILTIN	BUILTIN	4x 10GE(LAN) SFP+
Xcvr 0	REV 01	740-031980	B11K00424	SFP+-10G-SR
Xcvr 1	REV 01	740-031980	B11K01849	SFP+-10G-SR

Xcvr 2	REV 01	740-031980	B11K01862	SFP+-10G-SR
Xcvr 3	REV 01	740-031980	B11K01852	SFP+-10G-SR
PIC 1		BUILTIN	BUILTIN	4x 10GE(LAN) SFP+
Xcvr 0	REV 01	740-031980	B11K00427	SFP+-10G-SR
Xcvr 1	REV 01	740-031980	B11K00430	SFP+-10G-SR
Xcvr 2	REV 01	740-031980	B11K01854	SFP+-10G-SR
Xcvr 3	REV 01	740-031980	B11K00426	SFP+-10G-SR
PIC 2		BUILTIN	BUILTIN	4x 10GE(LAN) SFP+
Xcvr 0	REV 01	740-031980	B11K00429	SFP+-10G-SR
Xcvr 1	REV 01	740-031980	B11K01864	SFP+-10G-SR
Xcvr 2	REV 01	740-031980	B11K01850	SFP+-10G-SR
Xcvr 3	REV 01	740-031980	B11K00522	SFP+-10G-SR
PIC 3		BUILTIN	BUILTIN	4x 10GE(LAN) SFP+
Xcvr 0	REV 01	740-030658	B11E01144	SFP+-10G-USR
Xcvr 1	REV 01	740-030658	B11E00985	SFP+-10G-USR
Xcvr 2	REV 01	740-030658	B11E00796	SFP+-10G-USR
Xcvr 3	REV 01	740-031980	B11K01866	SFP+-10G-SR
FPC 16	REV 30	750-028467	ABBM4592	MPC 3D 16x 10GE
CPU	REV 10	711-029089	ABBN0465	AMPC PMB
PIC 0		BUILTIN	BUILTIN	4x 10GE(LAN) SFP+
Xcvr 0	REV 01	740-030658	B11F01435	SFP+-10G-USR
Xcvr 1	REV 01	740-030658	B11E01052	SFP+-10G-USR
Xcvr 2	REV 01	740-030658	B11F01328	SFP+-10G-USR
Xcvr 3	REV 01	740-030658	B11F01254	SFP+-10G-USR
PIC 1		BUILTIN	BUILTIN	4x 10GE(LAN) SFP+
Xcvr 0	REV 01	740-030658	B11E02738	SFP+-10G-USR
Xcvr 1	REV 01	740-030658	B11E02881	SFP+-10G-USR
Xcvr 2	REV 01	740-030658	B11F01624	SFP+-10G-USR
Xcvr 3	REV 01	740-030658	B11E00889	SFP+-10G-USR
PIC 2		BUILTIN	BUILTIN	4x 10GE(LAN) SFP+
Xcvr 0	REV 01	740-030658	B11E02883	SFP+-10G-USR
Xcvr 1	REV 01	740-030658	B11E00681	SFP+-10G-USR
Xcvr 2	REV 01	740-030658	B11E04306	SFP+-10G-USR
Xcvr 3	REV 01	740-030658	B11E02813	SFP+-10G-USR
PIC 3		BUILTIN	BUILTIN	4x 10GE(LAN) SFP+
Xcvr 0	REV 01	740-030658	B11F01801	SFP+-10G-USR
Xcvr 1	REV 01	740-030658	B11E02753	SFP+-10G-USR
Xcvr 2	REV 01	740-030658	B11E01156	SFP+-10G-USR
Xcvr 3	REV 01	740-030658	B11E04324	SFP+-10G-USR
FPC 17	REV 32	750-028467	ABBN6810	MPC 3D 16x 10GE
CPU	REV 10	711-029089	ABBN7237	AMPC PMB
PIC 0		BUILTIN	BUILTIN	4x 10GE(LAN) SFP+
Xcvr 0	REV 01	740-031980	163363A02638	SFP+-10G-SR
Xcvr 1	REV 01	740-031980	163363A02082	SFP+-10G-SR
Xcvr 2	REV 01	740-031980	163363A01674	SFP+-10G-SR
Xcvr 3	REV 01	740-031980	163363A03058	SFP+-10G-SR
PIC 1		BUILTIN	BUILTIN	4x 10GE(LAN) SFP+
Xcvr 0	REV 01	740-031980	163363A03048	SFP+-10G-SR
Xcvr 1	REV 01	740-031980	163363A02729	SFP+-10G-SR
Xcvr 2	REV 01	740-031980	163363A02566	SFP+-10G-SR
Xcvr 3	REV 01	740-031980	163363A02567	SFP+-10G-SR
PIC 2		BUILTIN	BUILTIN	4x 10GE(LAN) SFP+
Xcvr 0	REV 01	740-031980	163363A02878	SFP+-10G-SR
Xcvr 1	REV 01	740-031980	163363A02739	SFP+-10G-SR
Xcvr 2	REV 01	740-031980	163363A01959	SFP+-10G-SR
Xcvr 3	REV 01	740-031980	163363A02660	SFP+-10G-SR
PIC 3		BUILTIN	BUILTIN	4x 10GE(LAN) SFP+
Xcvr 0	REV 01	740-031980	163363A02731	SFP+-10G-SR
Xcvr 1	REV 01	740-031980	163363A02588	SFP+-10G-SR
Xcvr 2	REV 01	740-031980	163363A02673	SFP+-10G-SR
Xcvr 3	REV 01	740-031980	163363A02654	SFP+-10G-SR

FPC 18	REV 30	750-028467	ABBM4739	MPC 3D 16x 10GE
CPU	REV 10	711-029089	ABBN0487	AMPC PMB
PIC 0		BUILTIN	BUILTIN	4x 10GE(LAN) SFP+
Xcvr 0	REV 01	740-031980	163363A02569	SFP+-10G-SR
Xcvr 1	REV 01	740-031980	163363A02886	SFP+-10G-SR
Xcvr 2	REV 01	740-031980	163363A03082	SFP+-10G-SR
Xcvr 3	REV 01	740-031980	133363A00297	SFP+-10G-SR
PIC 1		BUILTIN	BUILTIN	4x 10GE(LAN) SFP+
Xcvr 0	REV 01	740-031980	163363A02726	SFP+-10G-SR
Xcvr 1	REV 01	740-031980	163363A03050	SFP+-10G-SR
Xcvr 2	REV 01	740-031980	163363A02884	SFP+-10G-SR
Xcvr 3	REV 01	740-031980	163363A03076	SFP+-10G-SR
PIC 2		BUILTIN	BUILTIN	4x 10GE(LAN) SFP+
Xcvr 0	REV 01	740-031980	163363A02581	SFP+-10G-SR
Xcvr 1	REV 01	740-031980	163363A02873	SFP+-10G-SR
Xcvr 2	REV 01	740-031980	163363A02582	SFP+-10G-SR
Xcvr 3	REV 01	740-031980	163363A03083	SFP+-10G-SR
PIC 3		BUILTIN	BUILTIN	4x 10GE(LAN) SFP+
Xcvr 0	REV 01	740-031981	UL70BU6	SFP+-10G-LR
Xcvr 1	REV 01	740-031981	UL50QC6	SFP+-10G-LR
Xcvr 2	REV 01	740-031981	UL708N6	SFP+-10G-LR
Xcvr 3	REV 01	740-031981	UL603KK	SFP+-10G-LR
FPC 19	REV 32	750-028467	ABBN6827	MPC 3D 16x 10GE
CPU	REV 10	711-029089	ABBK6508	AMPC PMB
PIC 0		BUILTIN	BUILTIN	4x 10GE(LAN) SFP+
Xcvr 0	REV 01	740-031980	163363A01688	SFP+-10G-SR
Xcvr 1	REV 01	740-031980	163363A01724	SFP+-10G-SR
Xcvr 2	REV 01	740-031980	163363A01773	SFP+-10G-SR
Xcvr 3	REV 01	740-031980	163363A02593	SFP+-10G-SR
PIC 1		BUILTIN	BUILTIN	4x 10GE(LAN) SFP+
Xcvr 0	REV 01	740-031980	163363A03061	SFP+-10G-SR
Xcvr 1	REV 01	740-031980	163363A03056	SFP+-10G-SR
Xcvr 2	REV 01	740-031980	163363A02669	SFP+-10G-SR
Xcvr 3	REV 01	740-031980	163363A03070	SFP+-10G-SR
PIC 2		BUILTIN	BUILTIN	4x 10GE(LAN) SFP+
Xcvr 0	REV 01	740-031980	163363A02572	SFP+-10G-SR
Xcvr 1	REV 01	740-031980	163363A02697	SFP+-10G-SR
Xcvr 2	REV 01	740-031980	163363A02585	SFP+-10G-SR
Xcvr 3	REV 01	740-031980	163363A03052	SFP+-10G-SR
PIC 3		BUILTIN	BUILTIN	4x 10GE(LAN) SFP+
Xcvr 0	REV 01	740-031980	163363A02591	SFP+-10G-SR
Xcvr 1	REV 01	740-031980	163363A02649	SFP+-10G-SR
Xcvr 2	REV 01	740-031980	163363A02577	SFP+-10G-SR
Xcvr 3	REV 01	740-031980	163363A02698	SFP+-10G-SR
ADC 0	REV 13	750-043596	ABBX5561	Adapter Card
ADC 1	REV 13	750-043596	ABBX5546	Adapter Card
ADC 2	REV 13	750-043596	ABBX5535	Adapter Card
ADC 3	REV 13	750-043596	ABBX5552	Adapter Card
ADC 4	REV 13	750-043596	ABBX5581	Adapter Card
ADC 5	REV 13	750-043596	ABBX5545	Adapter Card
ADC 6	REV 13	750-043596	ABBX5554	Adapter Card
ADC 7	REV 07	750-043596	ABBV7194	Adapter Card
ADC 8	REV 07	750-043596	ABBV7251	Adapter Card
ADC 9	REV 07	750-043596	ABBV7202	Adapter Card
ADC 10	REV 13	750-043596	ABBX5538	Adapter Card
ADC 11	REV 13	750-043596	ABBX5566	Adapter Card
ADC 12	REV 13	750-043596	ABBX5542	Adapter Card
ADC 13	REV 13	750-043596	ABBX5539	Adapter Card
ADC 14	REV 13	750-043596	ABBX5555	Adapter Card
ADC 15	REV 13	750-043596	ABBX5557	Adapter Card
ADC 16	REV 13	750-043596	ABBX5536	Adapter Card

ADC 17	REV 13	750-043596	ABBX5559	Adapter Card
ADC 18	REV 13	750-043596	ABBX5537	Adapter Card
ADC 19	REV 11	750-043596	ABBW5685	Adapter Card
Fan Tray 0	REV 2A	760-046960	ACAY0030	172mm FanTray - 6 Fans
Fan Tray 1	REV 2A	760-046960	ACAY0039	172mm FanTray - 6 Fans
Fan Tray 2	REV 2A	760-046960	ACAY0033	172mm FanTray - 6 Fans
Fan Tray 3	REV 2A	760-046960	ACAY0062	172mm FanTray - 6 Fans

show chassis hardware detail (MX2020 Router)

user@host> show chassis hardware detail

Hardware inventory:

Item	Version	Part number	Serial number	Description
Chassis			JN11E2227AFJ	MX2020
Midplane	REV 27	750-040240	ABAB9384	Lower Power Midplane
Midplane 1	REV 04	711-032386	ABAB9386	Upper Backplane
PMP 1	REV 05	711-032428	ACAJ1821	Upper Power Midplane
PMP 0	REV 04	711-032426	ACAJ1524	Lower Power Midplane
FPM Board	REV 06	760-040242	ABBT8837	Front Panel Display
PSM 0	REV 01	740-045050	1E02224006G	DC 52V Power Supply
Module				
PSM 1	REV 01	740-045050	1E022240053	DC 52V Power Supply
Module				
PSM 2	REV 01	740-045050	1E02224004K	DC 52V Power Supply
Module				
PSM 3	REV 01	740-045050	1E022240056	DC 52V Power Supply
Module				
PSM 4	REV 01	740-045050	1E022240054	DC 52V Power Supply
Module				
PSM 5	REV 01	740-045050	1E02224005H	DC 52V Power Supply
Module				
PSM 6	REV 01	740-045050	1E02224006S	DC 52V Power Supply
Module				
PSM 7	REV 01	740-045050	1E02224005M	DC 52V Power Supply
Module				
PSM 8	REV 01	740-045050	1E022240062	DC 52V Power Supply
Module				
PSM 9	REV 03	740-045050	1EDB2350095	DC 52V Power Supply
Module				
PSM 10	REV 03	740-045050	1EDB235009L	DC 52V Power Supply
Module				
PSM 11	REV 03	740-045050	1EDB2350092	DC 52V Power Supply
Module				
PSM 12	REV 03	740-045050	1EDB23500AT	DC 52V Power Supply
Module				
PSM 13	REV 03	740-045050	1EDB2350094	DC 52V Power Supply
Module				
PSM 15	REV 03	740-045050	1EDB235008X	DC 52V Power Supply
Module				
PDM 0	REV 01	740-045234	1E012150033	DC Power Dist Module
PDM 1	REV 01	740-045234	1E012150027	DC Power Dist Module
PDM 2	REV 01	740-045234	1E262250072	DC Power Dist Module
Routing Engine 0	REV 02	740-041821	9009094138	RE-S-1800x4
ad0 3998 MB		Virtium - TuffDisk	VCF3 20110825A021D0000064	Compact Flash
ad1 30533 MB		UGB94ARF32H0S3-KC	UNIGEN-499551-000347	Disk 1
usb0 (addr 1)		EHCI root hub 0	Intel	uhub0
usb0 (addr 2)		product 0x0020 32	vendor 0x8087	uhub1
DIMM 0		SGU04G72H1BD2SA-BB DIE	REV-52 PCB REV-54 MFR ID-ce80	
DIMM 1		SGU04G72H1BD2SA-BB DIE	REV-52 PCB REV-54 MFR ID-ce80	
DIMM 2		SGU04G72H1BD2SA-BB DIE	REV-52 PCB REV-54 MFR ID-ce80	
DIMM 3		SGU04G72H1BD2SA-BB DIE	REV-52 PCB REV-54 MFR ID-ce80	
Routing Engine 1	REV 02	740-041821	9009089709	RE-S-1800x4
ad0 3831 MB		UGB30SFA4000T1	SFA4000T1 00000113	Compact Flash

ad1	30533 MB	UGB94ARF32H0S3-KC	UNIGEN-478612-001044	Disk 1
CB 0		REV 08	750-040257	CAAB3482
CB 1		REV 04	750-040257	ZT2864
SPMB 0		REV 02	711-041855	CAAA6141
SPMB 1		REV 01	711-041855	ZS2275
SFB 0		REV 05	711-044466	ABBT2161
SFB 1		REV 05	711-044466	ABBT2159
SFB 2		REV 05	711-044466	ABBX3718
SFB 3		REV 05	711-044466	ABBT2152
SFB 4		REV 05	711-044466	ABBT2160
SFB 5		REV 05	711-044466	ABBT2145
SFB 6		REV 05	711-044466	ABBT2150
SFB 7		REV 05	711-044466	ABBT2163
FPC 0		REV 30	750-028467	ABBN0284
CPU		REV 10	711-029089	ABBN0507
PIC 0			BUILTIN	BUILTIN
Xcvr 0		REV 01	740-030658	B11E00990
Xcvr 1		REV 01	740-030658	B11E04357
Xcvr 2		REV 01	740-030658	B11F01327
Xcvr 3	REV 01	740-030658	B11E04375	SFP+-10G-USR
PIC 1			BUILTIN	BUILTIN
Xcvr 0		REV 01	740-030658	B11E02760
Xcvr 1		REV 01	740-030658	B11E02904
Xcvr 2		REV 01	740-030658	B11E03963
Xcvr 3		REV 01	740-030658	B11E00756
PIC 2			BUILTIN	BUILTIN
Xcvr 0		REV 01	740-030658	B11E04418
Xcvr 1		REV 01	740-030658	B11E01077
Xcvr 2		REV 01	740-030658	B11E01128
Xcvr 3		REV 01	740-030658	B11F01253
PIC 3			BUILTIN	BUILTIN
Xcvr 0		REV 01	740-030658	B11E01140
Xcvr 1		REV 01	740-030658	B11F01626
Xcvr 2		REV 01	740-030658	B11E01075
Xcvr 3		REV 01	740-030658	B11E01177
FPC 1		REV 30	750-028467	ABBN0308
CPU		REV 10	711-029089	ABBJ1095
PIC 0			BUILTIN	BUILTIN
Xcvr 0		REV 01	740-030658	B11E04305
Xcvr 1		REV 01	740-030658	B11E01147
Xcvr 2		REV 01	740-030658	B11E01195
Xcvr 3		REV 01	740-030658	B11F01743
PIC 1			BUILTIN	BUILTIN
Xcvr 0		REV 01	740-030658	B11F01892
Xcvr 1		REV 01	740-030658	B11E02880
Xcvr 2		REV 01	740-030658	B11E00725
Xcvr 3		REV 01	740-030658	B11E01057
PIC 2			BUILTIN	BUILTIN
Xcvr 0		REV 01	740-030658	B11E02816
Xcvr 1		REV 01	740-030658	B11C04501
Xcvr 2		REV 01	740-030658	B11E02764
Xcvr 3		REV 01	740-030658	B11E00789
PIC 3			BUILTIN	BUILTIN
Xcvr 0		REV 01	740-030658	B11F01250
Xcvr 1		REV 01	740-030658	B11E02847
Xcvr 2		REV 01	740-030658	B11E00787
Xcvr 3		REV 01	740-030658	B11E03803
FPC 2		REV 30	750-028467	ABBN0316
CPU		REV 10	711-029089	ABBJ1082
PIC 0			BUILTIN	BUILTIN
Xcvr 0		REV 01	740-031980	B11K00523

Xcvr 1	REV 01	740-031980	B11K01848	SFP+-10G-SR
Xcvr 2	REV 01	740-031980	B11K01865	SFP+-10G-SR
Xcvr 3	REV 01	740-031980	B11K00540	SFP+-10G-SR
PIC 1		BUILTIN	BUILTIN	4x 10GE(LAN) SFP+
Xcvr 0	REV 01	740-031980	B11K00422	SFP+-10G-SR
Xcvr 1	REV 01	740-031980	B11K00428	SFP+-10G-SR
Xcvr 2	REV 01	740-031980	B11K00423	SFP+-10G-SR
Xcvr 3	REV 01	740-031980	B11K01855	SFP+-10G-SR
PIC 2		BUILTIN	BUILTIN	4x 10GE(LAN) SFP+
Xcvr 0	REV 01	740-031980	B11K01847	SFP+-10G-SR
Xcvr 1	REV 01	740-031980	B11K00526	SFP+-10G-SR
Xcvr 2	REV 01	740-031980	B11K00529	SFP+-10G-SR
Xcvr 3	REV 01	740-031980	B11K00525	SFP+-10G-SR
PIC 3		BUILTIN	BUILTIN	4x 10GE(LAN) SFP+
Xcvr 0	REV 01	740-031980	B11K00425	SFP+-10G-SR
Xcvr 1	REV 01	740-031980	B11K00530	SFP+-10G-SR
Xcvr 2	REV 01	740-031980	B11K01851	SFP+-10G-SR
Xcvr 3	REV 01	740-031980	B11K00528	SFP+-10G-SR
FPC 3	REV 32	750-028467	ABBN6832	MPC 3D 16x 10GE
CPU	REV 10	711-029089	ABBK6534	AMPC PMB
PIC 0		BUILTIN	BUILTIN	4x 10GE(LAN) SFP+
Xcvr 0	REV 01	740-031980	AK80MB4	SFP+-10G-SR
Xcvr 1	REV 01	740-031980	AK80FQ6	SFP+-10G-SR
Xcvr 2	REV 01	740-031980	AK80N1F	SFP+-10G-SR
Xcvr 3	REV 01	740-031980	AK80NLQ	SFP+-10G-SR
PIC 1		BUILTIN	BUILTIN	4x 10GE(LAN) SFP+
Xcvr 0	REV 01	740-031980	AK80KDR	SFP+-10G-SR
Xcvr 1	REV 01	740-031980	AK80FGJ	SFP+-10G-SR
Xcvr 2	REV 01	740-031980	AK80N5G	SFP+-10G-SR
Xcvr 3	REV 01	740-031980	AK80KD8	SFP+-10G-SR
PIC 2		BUILTIN	BUILTIN	4x 10GE(LAN) SFP+
Xcvr 0	REV 01	740-031980	AK80LET	SFP+-10G-SR
Xcvr 1	REV 01	740-031980	AK80N1X	SFP+-10G-SR
Xcvr 2	REV 01	740-031980	AK80NRF	SFP+-10G-SR
Xcvr 3	REV 01	740-031980	AK80NL2	SFP+-10G-SR
PIC 3		BUILTIN	BUILTIN	4x 10GE(LAN) SFP+
Xcvr 0	REV 01	740-031980	AK80N3D	SFP+-10G-SR
Xcvr 1	REV 01	740-031980	AK80MRB	SFP+-10G-SR
Xcvr 2	REV 01	740-031980	AK80LEQ	SFP+-10G-SR
Xcvr 3	REV 01	740-031980	AK80LER	SFP+-10G-SR
FPC 4	REV 32	750-028467	ABBN6811	MPC 3D 16x 10GE
CPU	REV 10	711-029089	ABBN7288	AMPC PMB
PIC 0		BUILTIN	BUILTIN	4x 10GE(LAN) SFP+
Xcvr 0	REV 01	740-031980	AK80NK8	SFP+-10G-SR
Xcvr 1	REV 01	740-031980	AK80LJG	SFP+-10G-SR
Xcvr 2	REV 01	740-031980	AK80LBU	SFP+-10G-SR
Xcvr 3	REV 01	740-031980	AK80N21	SFP+-10G-SR
PIC 1		BUILTIN	BUILTIN	4x 10GE(LAN) SFP+
Xcvr 0	REV 01	740-031980	AK80LEU	SFP+-10G-SR
Xcvr 1	REV 01	740-031980	AK80NLM	SFP+-10G-SR
Xcvr 2	REV 01	740-031980	AK80NL6	SFP+-10G-SR
Xcvr 3	REV 01	740-031980	AK80LES	SFP+-10G-SR
PIC 2		BUILTIN	BUILTIN	4x 10GE(LAN) SFP+
Xcvr 0	REV 01	740-031980	AK80LEN	SFP+-10G-SR
Xcvr 1	REV 01	740-031980	AK80ME0	SFP+-10G-SR
Xcvr 2	REV 01	740-031980	AK80LMG	SFP+-10G-SR
Xcvr 3	REV 01	740-031980	AK80MM1	SFP+-10G-SR
PIC 3		BUILTIN	BUILTIN	4x 10GE(LAN) SFP+
Xcvr 0	REV 01	740-031980	AK80MG7	SFP+-10G-SR
Xcvr 1	REV 01	740-031980	AK80KF9	SFP+-10G-SR
Xcvr 2	REV 01	740-031980	AK80NRQ	SFP+-10G-SR

Xcvr 3	REV 01	740-031980	AK80NLE	SFP+-10G-SR
FPC 5	REV 32	750-028467	ABBN6791	MPC 3D 16x 10GE
CPU	REV 10	711-029089	ABBN7289	AMPC PMB
PIC 0		BUILTIN	BUILTIN	4x 10GE(LAN) SFP+
Xcvr 0	REV 01	740-031980	B11K00424	SFP+-10G-SR
Xcvr 1	REV 01	740-031980	B11K01849	SFP+-10G-SR
Xcvr 2	REV 01	740-031980	B11K01862	SFP+-10G-SR
Xcvr 3	REV 01	740-031980	B11K01852	SFP+-10G-SR
PIC 1		BUILTIN	BUILTIN	4x 10GE(LAN) SFP
Xcvr 0	REV 01	740-031980	B11K00427	SFP+-10G-SR
Xcvr 1	REV 01	740-031980	B11K00430	SFP+-10G-SR
Xcvr 2	REV 01	740-031980	B11K01854	SFP+-10G-SR
Xcvr 3	REV 01	740-031980	B11K00426	SFP+-10G-SR
PIC 2		BUILTIN	BUILTIN	4x 10GE(LAN) SFP+
Xcvr 0	REV 01	740-031980	B11K00429	SFP+-10G-SR
Xcvr 1	REV 01	740-031980	B11K01864	SFP+-10G-SR
Xcvr 2	REV 01	740-031980	B11K01850	SFP+-10G-SR
Xcvr 3	REV 01	740-031980	B11K00522	SFP+-10G-SR
PIC 3		BUILTIN	BUILTIN	4x 10GE(LAN) SFP+
Xcvr 0	REV 01	740-030658	B11E01144	SFP+-10G-USR
Xcvr 1	REV 01	740-030658	B11E00985	SFP+-10G-USR
Xcvr 2	REV 01	740-030658	B11E00796	SFP+-10G-USR
Xcvr 3	REV 01	740-031980	B11K01866	SFP+-10G-SR
FPC 6	REV 30	750-028467	ABBM4592	MPC 3D 16x 10GE
CPU	REV 10	711-029089	ABBN0465	AMPC PMB
PIC 0		BUILTIN	BUILTIN	4x 10GE(LAN) SFP+
Xcvr 0	REV 01	740-030658	B11F01435	SFP+-10G-USR
Xcvr 1	REV 01	740-030658	B11E01052	SFP+-10G-USR
Xcvr 2	REV 01	740-030658	B11F01328	SFP+-10G-USR
Xcvr 3	REV 01	740-030658	B11F01254	SFP+-10G-USR
PIC 1		BUILTIN	BUILTIN	4x 10GE(LAN) SFP+
Xcvr 0	REV 01	740-030658	B11E02738	SFP+-10G-USR
Xcvr 1	REV 01	740-030658	B11E02881	SFP+-10G-USR
Xcvr 2	REV 01	740-030658	B11F01624	SFP+-10G-USR
Xcvr 3	REV 01	740-030658	B11E00889	SFP+-10G-USR
PIC 2		BUILTIN	BUILTIN	4x 10GE(LAN) SFP+
Xcvr 0	REV 01	740-030658	B11E02883	SFP+-10G-USR
Xcvr 1	REV 01	740-030658	B11E00681	SFP+-10G-USR
Xcvr 2	REV 01	740-030658	B11E04306	SFP+-10G-USR
Xcvr 3	REV 01	740-030658	B11E02813	SFP+-10G-USR
PIC 3		BUILTIN	BUILTIN	4x 10GE(LAN) SFP+
Xcvr 0	REV 01	740-030658	B11F01801	SFP+-10G-USR
Xcvr 1	REV 01	740-030658	B11E02753	SFP+-10G-USR
Xcvr 2	REV 01	740-030658	B11E01156	SFP+-10G-USR
Xcvr 3	REV 01	740-030658	B11E04324	SFP+-10G-USR
FPC 7	REV 32	750-028467	ABBN6810	MPC 3D 16x 10GE
CPU	REV 10	711-029089	ABBN7237	AMPC PMB
PIC 0		BUILTIN	BUILTIN	4x 10GE(LAN) SFP+
Xcvr 0	REV 01	740-031980	163363A03058	SFP+-10G-SR
Xcvr 1	REV 01	740-031980	163363A02082	SFP+-10G-SR
Xcvr 2	REV 01	740-031980	163363A01674	SFP+-10G-SR
Xcvr 3	REV 01	740-031980	163363A02638	SFP+-10G-SR
PIC 1		BUILTIN	BUILTIN	4x 10GE(LAN) SFP+
Xcvr 0	REV 01	740-031980	163363A03048	SFP+-10G-SR
Xcvr 1	REV 01	740-031980	163363A02729	SFP+-10G-SR
Xcvr 2	REV 01	740-031980	163363A02566	SFP+-10G-SR
Xcvr 3	REV 01	740-031980	163363A02567	SFP+-10G-SR
PIC 2		BUILTIN	BUILTIN	4x 10GE(LAN) SFP+
Xcvr 0	REV 01	740-031980	163363A02878	SFP+-10G-SR
Xcvr 1	REV 01	740-031980	163363A02739	SFP+-10G-SR
Xcvr 2	REV 01	740-031980	163363A01959	SFP+-10G-SR

Xcvr 3	REV 01	740-031980	163363A02660	SFP+-10G-SR
PIC 3		BUILTIN	BUILTIN	4x 10GE(LAN) SFP+
Xcvr 0	REV 01	740-031980	163363A02731	SFP+-10G-SR
Xcvr 1	REV 01	740-031980	163363A02588	SFP+-10G-SR
Xcvr 2	REV 01	740-031980	163363A02673	SFP+-10G-SR
Xcvr 3	REV 01	740-031980	163363A02654	SFP+-10G-SR
FPC 8	REV 30	750-028467	ABBM4739	MPC 3D 16x 10GE
CPU	REV 10	711-029089	ABBN0487	AMPC PMB
PIC 0		BUILTIN	BUILTIN	4x 10GE(LAN) SFP+
Xcvr 0	REV 01	740-031980	163363A02569	SFP+-10G-SR
Xcvr 1	REV 01	740-031980	163363A02886	SFP+-10G-SR
Xcvr 2	REV 01	740-031980	163363A03082	SFP+-10G-SR
Xcvr 3	REV 01	740-031980	133363A00297	SFP+-10G-SR
PIC 1		BUILTIN	BUILTIN	4x 10GE(LAN) SFP+
Xcvr 0	REV 01	740-031980	163363A02726	SFP+-10G-SR
Xcvr 1	REV 01	740-031980	163363A03050	SFP+-10G-SR
Xcvr 2	REV 01	740-031980	163363A02884	SFP+-10G-SR
Xcvr 3	REV 01	740-031980	163363A03076	SFP+-10G-SR
PIC 2		BUILTIN	BUILTIN	4x 10GE(LAN) SFP+
Xcvr 0	REV 01	740-031980	163363A02581	SFP+-10G-SR
Xcvr 1	REV 01	740-031980	163363A02873	SFP+-10G-SR
Xcvr 2	REV 01	740-031980	163363A02582	SFP+-10G-SR
Xcvr 3	REV 01	740-031980	163363A03083	SFP+-10G-SR
PIC 3		BUILTIN	BUILTIN	4x 10GE(LAN) SFP+
Xcvr 0	REV 01	740-031981	UL70BU6	SFP+-10G-LR
Xcvr 1	REV 01	740-031981	UL50QC6	SFP+-10G-LR
Xcvr 2	REV 01	740-031981	UL708N6	SFP+-10G-LR
Xcvr 3	REV 01	740-031981	UL603KK	SFP+-10G-LR
FPC 9	REV 32	750-028467	ABBN6827	MPC 3D 16x 10GE
CPU	REV 10	711-029089	ABBK6508	AMPC PMB
PIC 0		BUILTIN	BUILTIN	4x 10GE(LAN) SFP+
Xcvr 0	REV 01	740-031980	163363A01688	SFP+-10G-SR
Xcvr 1	REV 01	740-031980	163363A01724	SFP+-10G-SR
Xcvr 2	REV 01	740-031980	163363A01773	SFP+-10G-SR
Xcvr 3	REV 01	740-031980	163363A02593	SFP+-10G-SR
PIC 1		BUILTIN	BUILTIN	4x 10GE(LAN) SFP+
Xcvr 0	REV 01	740-031980	163363A03061	SFP+-10G-SR
Xcvr 1	REV 01	740-031980	163363A03056	SFP+-10G-SR
Xcvr 2	REV 01	740-031980	163363A02669	SFP+-10G-SR
Xcvr 3	REV 01	740-031980	163363A03070	SFP+-10G-SR
PIC 2		BUILTIN	BUILTIN	4x 10GE(LAN) SFP+
Xcvr 0	REV 01	740-031980	163363A02572	SFP+-10G-SR
Xcvr 1	REV 01	740-031980	163363A02697	SFP+-10G-SR
Xcvr 2	REV 01	740-031980	163363A02585	SFP+-10G-SR
Xcvr 3	REV 01	740-031980	163363A03052	SFP+-10G-SR
PIC 3		BUILTIN	BUILTIN	4x 10GE(LAN) SFP+
Xcvr 0	REV 01	740-031980	163363A02591	SFP+-10G-SR
Xcvr 1	REV 01	740-031980	163363A02649	SFP+-10G-SR
Xcvr 2	REV 01	740-031980	163363A02577	SFP+-10G-SR
Xcvr 3	REV 01	740-031980	163363A02698	SFP+-10G-SR
FPC 10	REV 30	750-028467	ABBN0302	MPC 3D 16x 10GE
CPU	REV 10	711-029089	ABBN0495	AMPC PMB
PIC 0		BUILTIN	BUILTIN	4x 10GE(LAN) SFP+
Xcvr 0	REV 01	740-030658	B11F01581	SFP+-10G-USR
Xcvr 1	REV 01	740-030658	B11E01176	SFP+-10G-USR
Xcvr 2	REV 01	740-030658	B11F01251	SFP+-10G-USR
Xcvr 3	REV 01	740-030658	B11E02752	SFP+-10G-USR
PIC 1		BUILTIN	BUILTIN	4x 10GE(LAN) SFP+
Xcvr 0	REV 01	740-030658	B11E00786	SFP+-10G-USR
Xcvr 1	REV 01	740-030658	B11E01020	SFP+-10G-USR
Xcvr 2	REV 01	740-030658	B11E01023	SFP+-10G-USR

Xcvr 3	REV 01	740-030658	B11E02819	SFP+-10G-USR
PIC 2		BUILTIN	BUILTIN	4x 10GE(LAN) SFP+
Xcvr 0	REV 01	740-030658	B11E02812	SFP+-10G-USR
Xcvr 1	REV 01	740-030658	B11D04437	SFP+-10G-USR
Xcvr 2	REV 01	740-030658	B11F01279	SFP+-10G-USR
Xcvr 3	REV 01	740-030658	B11F01333	SFP+-10G-USR
PIC 3		BUILTIN	BUILTIN	4x 10GE(LAN) SFP+
Xcvr 0	REV 01	740-030658	B11E00978	SFP+-10G-USR
Xcvr 1	REV 01	740-030658	B11E01018	SFP+-10G-USR
Xcvr 2	REV 01	740-030658	B11F01784	SFP+-10G-USR
Xcvr 3	REV 01	740-031980	AK80NKP	SFP+-10G-SR
FPC 11	REV 32	750-028467	ABBN6790	MPC 3D 16x 10GE
CPU	REV 10	711-029089	ABBK6515	AMPC PMB
PIC 0		BUILTIN	BUILTIN	4x 10GE(LAN) SFP+
Xcvr 0	REV 01	740-031980	AK80LZM	SFP+-10G-SR
Xcvr 1	REV 01	740-031980	AK80MCC	SFP+-10G-SR
Xcvr 2	REV 01	740-031980	AK80KCM	SFP+-10G-SR
Xcvr 3	REV 01	740-031980	AK80KE0	SFP+-10G-SR
PIC 1		BUILTIN	BUILTIN	4x 10GE(LAN) SFP+
Xcvr 0	REV 01	740-021310	C10F99155	SFP+-10G-LRM
Xcvr 1	REV 01	740-021310	C10F99049	SFP+-10G-LRM
Xcvr 2	REV 01	740-021310	C10F99128	SFP+-10G-LRM
Xcvr 3	REV 01	740-021310	C10F99169	SFP+-10G-LRM
PIC 2		BUILTIN	BUILTIN	4x 10GE(LAN) SFP+
Xcvr 0	REV 01	740-031980	AK80LF3	SFP+-10G-SR
Xcvr 1	REV 01	740-031980	163363A02597	SFP+-10G-SR
Xcvr 2	REV 01	740-031980	163363A03060	SFP+-10G-SR
Xcvr 3	REV 01	740-031980	163363A03057	SFP+-10G-SR
PIC 3		BUILTIN	BUILTIN	4x 10GE(LAN) SFP+
Xcvr 0	REV 01	740-031980	AK80LEX	SFP+-10G-SR
Xcvr 1	REV 01	740-031980	AK80FEU	SFP+-10G-SR
Xcvr 2	REV 01	740-031980	AK80FNM	SFP+-10G-SR
Xcvr 3	REV 01	740-021308	AJQQQ5G	SFP+-10G-SR
FPC 12	REV 30	750-028467	ZM5111	MPC 3D 16x 10GE
CPU	REV 10	711-029089	ZP6607	AMPC PMB
PIC 0		BUILTIN	BUILTIN	4x 10GE(LAN) SFP+
Xcvr 0	REV 01	740-031980	AK80LJA	SFP+-10G-SR
Xcvr 1	REV 01	740-031980	AK80MFZ	SFP+-10G-SR
Xcvr 2	REV 01	740-031980	AK80NKL	SFP+-10G-SR
Xcvr 3	REV 01	740-031980	AK80KF4	SFP+-10G-SR
PIC 1		BUILTIN	BUILTIN	4x 10GE(LAN) SFP+
Xcvr 0	REV 01	740-031980	AK80FBJ	SFP+-10G-SR
Xcvr 1	REV 01	740-031980	AK80MM2	SFP+-10G-SR
Xcvr 2	REV 01	740-031980	AK80LJV	SFP+-10G-SR
Xcvr 3	REV 01	740-031980	AK80NXV	SFP+-10G-SR
PIC 2		BUILTIN	BUILTIN	4x 10GE(LAN) SFP+
Xcvr 0	REV 01	740-031980	AK80N1H	SFP+-10G-SR
Xcvr 1	REV 01	740-031980	AK80NLS	SFP+-10G-SR
Xcvr 2	REV 01	740-031980	AK80FL5	SFP+-10G-SR
Xcvr 3	REV 01	740-031980	AK80NL9	SFP+-10G-SR
PIC 3		BUILTIN	BUILTIN	4x 10GE(LAN) SFP+
Xcvr 0	REV 01	740-031980	AK80NG2	SFP+-10G-SR
Xcvr 1	REV 01	740-031980	AK80KDU	SFP+-10G-SR
Xcvr 2	REV 01	740-031980	AK80MG1	SFP+-10G-SR
Xcvr 3	REV 01	740-031980	AK80MM0	SFP+-10G-SR
FPC 13	REV 30	750-028467	ABBN0208	MPC 3D 16x 10GE
CPU	REV 10	711-029089	ABB11084	AMPC PMB
PIC 0		BUILTIN	BUILTIN	4x 10GE(LAN) SFP+
Xcvr 0	REV 01	740-030658	B11E04745	SFP+-10G-USR
Xcvr 1	REV 01	740-030658	B11F01570	SFP+-10G-USR
Xcvr 2	REV 01	740-030658	B11E04388	SFP+-10G-USR

Xcvr 3	REV 01	740-030658	B11F01439	SFP+-10G-USR
PIC 1		BUILTIN	BUILTIN	4x 10GE(LAN) SFP+
Xcvr 0	REV 01	740-030658	B11E04739	SFP+-10G-USR
Xcvr 1	REV 01	740-030658	B11F01869	SFP+-10G-USR
Xcvr 2	REV 01	740-030658	B11F01675	SFP+-10G-USR
Xcvr 3	REV 01	740-030658	B11F01901	SFP+-10G-USR
PIC 2		BUILTIN	BUILTIN	4x 10GE(LAN) SFP+
Xcvr 0	REV 01	740-030658	B11F01346	SFP+-10G-USR
Xcvr 1	REV 01	740-030658	B11F01288	SFP+-10G-USR
Xcvr 2	REV 01	740-030658	B11F01824	SFP+-10G-USR
Xcvr 3	REV 01	740-030658	B11E04312	SFP+-10G-USR
PIC 3		BUILTIN	BUILTIN	4x 10GE(LAN) SFP+
Xcvr 0	REV 01	740-030658	B11E02811	SFP+-10G-USR
Xcvr 1	REV 01	740-030658	B11E03847	SFP+-10G-USR
Xcvr 2	REV 01	740-030658	B11F01495	SFP+-10G-USR
Xcvr 3	REV 01	740-030658	B11F01265	SFP+-10G-USR
FPC 14	REV 23	750-028467	YN2977	MPC 3D 16x 10GE
CPU	REV 10	711-029089	YP1856	AMPC PMB
PIC 0		BUILTIN	BUILTIN	4x 10GE(LAN) SFP+
Xcvr 0	REV 01	740-031980	183363A00875	SFP+-10G-SR
Xcvr 1	REV 01	740-031980	183363A00851	SFP+-10G-SR
Xcvr 2	REV 01	740-031980	183363A00772	SFP+-10G-SR
Xcvr 3	REV 01	740-031980	183363A00882	SFP+-10G-SR
PIC 1		BUILTIN	BUILTIN	4x 10GE(LAN) SFP+
Xcvr 0	REV 01	740-031980	183363A00735	SFP+-10G-SR
Xcvr 1	REV 01	740-031980	183363A00169	SFP+-10G-SR
Xcvr 2	REV 01	740-031980	183363A00726	SFP+-10G-SR
Xcvr 3	REV 01	740-031980	183363A00077	SFP+-10G-SR
PIC 2		BUILTIN	BUILTIN	4x 10GE(LAN) SFP+
Xcvr 0	REV 01	740-031980	183363A00168	SFP+-10G-SR
Xcvr 1	REV 01	740-031980	183363A00676	SFP+-10G-SR
Xcvr 2	REV 01	740-031980	183363A00732	SFP+-10G-SR
Xcvr 3	REV 01	740-031980	183363A00091	SFP+-10G-SR
PIC 3		BUILTIN	BUILTIN	4x 10GE(LAN) SFP+
Xcvr 0	REV 01	740-031980	183363A00725	SFP+-10G-SR
Xcvr 1	REV 01	740-031980	183363A00642	SFP+-10G-SR
Xcvr 2	REV 01	740-031980	183363A00871	SFP+-10G-SR
Xcvr 3	REV 01	740-031980	183363A00853	SFP+-10G-SR
FPC 15	REV 32	750-028467	ABBN6798	MPC 3D 16x 10GE
CPU	REV 10	711-029089	ABBK6556	AMPC PMB
PIC 0		BUILTIN	BUILTIN	4x 10GE(LAN) SFP+
Xcvr 0	REV 01	740-021308	9ZDZ06A00055	SFP+-10G-SR
Xcvr 1	REV 01	740-031980	183363A00239	SFP+-10G-SR
Xcvr 2	REV 01	740-021308	AD0915E003K	SFP+-10G-SR
Xcvr 3	REV 01	740-021308	AD0915E003A	SFP+-10G-SR
PIC 1		BUILTIN	BUILTIN	4x 10GE(LAN) SFP+
Xcvr 0	REV 01	740-031980	AK80MRC	SFP+-10G-SR
Xcvr 1	REV 01	740-031980	AK80NL5	SFP+-10G-SR
Xcvr 2	REV 01	740-031980	AK80NKN	SFP+-10G-SR
Xcvr 3	REV 01	740-031980	AK80N3U	SFP+-10G-SR
PIC 2		BUILTIN	BUILTIN	4x 10GE(LAN) SFP+
Xcvr 0	REV 01	740-031980	AK80N1T	SFP+-10G-SR
Xcvr 1	REV 01	740-031980	AJ808DJ	SFP+-10G-SR
Xcvr 2	REV 01	740-031980	AK80NG4	SFP+-10G-SR
Xcvr 3	REV 01	740-031980	AK80FND	SFP+-10G-SR
PIC 3		BUILTIN	BUILTIN	4x 10GE(LAN) SFP+
Xcvr 0	REV 01	740-031980	AK80FKQ	SFP+-10G-SR
Xcvr 1	REV 01	740-031980	AK80NLT	SFP+-10G-SR
Xcvr 2	REV 01	740-031980	AK80NKR	SFP+-10G-SR
Xcvr 3	REV 01	740-031980	AK80LKM	SFP+-10G-SR
FPC 16	REV 30	750-028467	ABBN0270	MPC 3D 16x 10GE

CPU	REV 10	711-029089	ABBJ0966	AMPC PMB
PIC 0		BUILTIN	BUILTIN	4x 10GE(LAN) SFP+
Xcvr 0	REV 01	740-031980	AK80NL1	SFP+-10G-SR
Xcvr 1	REV 01	740-031980	AK80NXW	SFP+-10G-SR
Xcvr 2	REV 01	740-031980	AK80KD2	SFP+-10G-SR
Xcvr 3	REV 01	740-031980	AK80FMD	SFP+-10G-SR
PIC 1		BUILTIN	BUILTIN	4x 10GE(LAN) SFP+
Xcvr 0	REV 01	740-031980	AK80NKQ	SFP+-10G-SR
Xcvr 1	REV 01	740-031980	AK80MGH	SFP+-10G-SR
Xcvr 2	REV 01	740-031980	AK80N38	SFP+-10G-SR
Xcvr 3	REV 01	740-031980	AK80NL7	SFP+-10G-SR
PIC 2		BUILTIN	BUILTIN	4x 10GE(LAN) SFP+
Xcvr 0	REV 01	740-031980	AK80M5J	SFP+-10G-SR
Xcvr 1	REV 01	740-031980	AK80NKD	SFP+-10G-SR
Xcvr 2	REV 01	740-031980	AK80KCY	SFP+-10G-SR
Xcvr 3	REV 01	740-031980	AK80LHK	SFP+-10G-SR
PIC 3		BUILTIN	BUILTIN	4x 10GE(LAN) SFP+
Xcvr 0	REV 01	740-031980	AK80LEL	SFP+-10G-SR
Xcvr 1	REV 01	740-031980	AK80MBE	SFP+-10G-SR
Xcvr 2	REV 01	740-031980	AK80NLG	SFP+-10G-SR
Xcvr 3	REV 01	740-031980	AK80LFH	SFP+-10G-SR
FPC 17	REV 32	750-028467	ABBN6796	MPC 3D 16x 10GE
CPU	REV 10	711-029089	ABBN7259	AMPC PMB
PIC 0		BUILTIN	BUILTIN	4x 10GE(LAN) SFP+
Xcvr 0	REV 01	740-031980	B11K01856	SFP+-10G-SR
Xcvr 1	REV 01	740-031980	B11K01853	SFP+-10G-SR
Xcvr 2	REV 01	740-031980	B11K01863	SFP+-10G-SR
Xcvr 3	REV 01	740-031980	163363A02863	SFP+-10G-SR
PIC 1		BUILTIN	BUILTIN	4x 10GE(LAN) SFP+
Xcvr 0	REV 01	740-031980	163363A02668	SFP+-10G-SR
Xcvr 1	REV 01	740-031980	163363A02881	SFP+-10G-SR
Xcvr 2	REV 01	740-031980	163363A01671	SFP+-10G-SR
Xcvr 3	REV 01	740-031980	163363A02627	SFP+-10G-SR
PIC 2		BUILTIN	BUILTIN	4x 10GE(LAN) SFP+
Xcvr 0	REV 01	740-031980	163363A02725	SFP+-10G-SR
Xcvr 1	REV 01	740-031980	163363A02692	SFP+-10G-SR
Xcvr 2	REV 01	740-031980	163363A02730	SFP+-10G-SR
Xcvr 3	REV 01	740-031980	163363A03081	SFP+-10G-SR
PIC 3		BUILTIN	BUILTIN	4x 10GE(LAN) SFP+
Xcvr 0	REV 01	740-031980	163363A02736	SFP+-10G-SR
Xcvr 1	REV 01	740-031980	163363A02568	SFP+-10G-SR
Xcvr 2	REV 01	740-031980	163363A02747	SFP+-10G-SR
Xcvr 3	REV 01	740-031980	163363A02579	SFP+-10G-SR
FPC 18	REV 30	750-028467	ABBN0281	MPC 3D 16x 10GE
CPU	REV 10	711-029089	ABBN0526	AMPC PMB
PIC 0		BUILTIN	BUILTIN	4x 10GE(LAN) SFP+
Xcvr 0	REV 01	740-030658	B11F01326	SFP+-10G-USR
Xcvr 1	REV 01	740-030658	B11E03973	SFP+-10G-USR
Xcvr 2	REV 01	740-030658	B11E00950	SFP+-10G-USR
Xcvr 3	REV 01	740-030658	B11E00674	SFP+-10G-USR
PIC 1		BUILTIN	BUILTIN	4x 10GE(LAN) SFP+
Xcvr 0	REV 01	740-030658	B11E00775	SFP+-10G-USR
Xcvr 1	REV 01	740-030658	B11E04461	SFP+-10G-USR
Xcvr 2	REV 01	740-030658	B11E01074	SFP+-10G-USR
Xcvr 3	REV 01	740-030658	B11E02821	SFP+-10G-USR
PIC 2		BUILTIN	BUILTIN	4x 10GE(LAN) SFP+
Xcvr 0	REV 01	740-030658	B11E04501	SFP+-10G-USR
Xcvr 1	REV 01	740-030658	B11E00757	SFP+-10G-USR
Xcvr 2	REV 01	740-030658	B11F01623	SFP+-10G-USR
Xcvr 3	REV 01	740-030658	B11E01022	SFP+-10G-USR
PIC 3		BUILTIN	BUILTIN	4x 10GE(LAN) SFP+

Xcvr 0	REV 01	740-030658	B11E04359	SFP+-10G-USR
Xcvr 1	REV 01	740-030658	B11E02751	SFP+-10G-USR
Xcvr 2	REV 01	740-030658	B11E02736	SFP+-10G-USR
Xcvr 3	REV 01	740-030658	B11E01178	SFP+-10G-USR
FPC 19	REV 32	750-028467	ABBN6813	MPC 3D 16x 10GE
CPU	REV 10	711-029089	ABBK6542	AMPC PMB
PIC 0		BUILTIN	BUILTIN	4x 10GE(LAN) SFP+
Xcvr 0	REV 01	740-031980	AK80NA3	SFP+-10G-SR
Xcvr 1	REV 01	740-031980	AK80NLF	SFP+-10G-SR
Xcvr 2	REV 01	740-031980	AK80MRH	SFP+-10G-SR
Xcvr 3	REV 01	740-031980	AK80KE4	SFP+-10G-SR
PIC 1		BUILTIN	BUILTIN	4x 10GE(LAN) SFP+
Xcvr 0	REV 01	740-021308	973152A00030	SFP+-10G-SR
Xcvr 1	REV 01	740-031980	AK80L9H	SFP+-10G-SR
Xcvr 2	REV 01	740-031980	AK80ME8	SFP+-10G-SR
Xcvr 3	REV 01	740-031980	AK80NLR	SFP+-10G-SR
PIC 2		BUILTIN	BUILTIN	4x 10GE(LAN) SFP+
Xcvr 0	REV 01	740-031980	AK80NG1	SFP+-10G-SR
Xcvr 1	REV 01	740-031980	AK80MCA	SFP+-10G-SR
Xcvr 2	REV 01	740-031980	AK80LFC	SFP+-10G-SR
Xcvr 3	REV 01	740-031980	AK80LEM	SFP+-10G-SR
PIC 3		BUILTIN	BUILTIN	4x 10GE(LAN) SFP+
Xcvr 0	REV 01	740-031980	AK80N9X	SFP+-10G-SR
Xcvr 1	REV 01	740-031980	AK80LAC	SFP+-10G-SR
Xcvr 2	REV 01	740-031980	AK80LFC	SFP+-10G-SR
Xcvr 3	REV 01	740-031980	AK80N8T	SFP+-10G-SR
ADC 0	REV 13	750-043596	ABBX5561	Adapter Card
ADC 1	REV 13	750-043596	ABBX5546	Adapter Card
ADC 2	REV 13	750-043596	ABBX5535	Adapter Card
ADC 3	REV 13	750-043596	ABBX5552	Adapter Card
ADC 4	REV 13	750-043596	ABBX5581	Adapter Card
ADC 5	REV 13	750-043596	ABBX5545	Adapter Card
ADC 6	REV 13	750-043596	ABBX5554	Adapter Card
ADC 7	REV 07	750-043596	ABBV7194	Adapter Card
ADC 8	REV 07	750-043596	ABBV7251	Adapter Card
ADC 9	REV 07	750-043596	ABBV7202	Adapter Card
ADC 10	REV 13	750-043596	ABBX5579	Adapter Card
ADC 11	REV 13	750-043596	ABBX5548	Adapter Card
ADC 12	REV 13	750-043596	ABBX5575	Adapter Card
ADC 13	REV 13	750-043596	ABBX5539	Adapter Card
ADC 14	REV 13	750-043596	ABBX5555	Adapter Card
ADC 15	REV 13	750-043596	ABBX5557	Adapter Card
ADC 16	REV 13	750-043596	ABBX5536	Adapter Card
ADC 17	REV 13	750-043596	ABBX5559	Adapter Card
ADC 18	REV 13	750-043596	ABBX5537	Adapter Card
ADC 19	REV 11	750-043596	ABBW5685	Adapter Card
Fan Tray 0	REV 04	760-046960	ACAY0090	172mm FanTray - 6 Fans
Fan Tray 1	REV 04	760-046960	ACAY0088	172mm FanTray - 6 Fans
Fan Tray 2	REV 04	760-046960	ACAY0089	172mm FanTray - 6 Fans
Fan Tray 3	REV 04	760-046960	ACAY0108	172mm FanTray - 6 Fans

show chassis hardware
models (MX2020
Router)

user@host > show chassis hardware models

Hardware inventory:

Item	Version	Part number	Serial number	FRU model number
Midplane	REV 27	750-040240	ABAB9384	750-040240
FPM Board	REV 06	760-040242	ABBT8837	760-040242
PSM 0	REV 01	740-045050	1E02224006G	MX2000-PSM-HC-DC-S-A
PSM 1	REV 01	740-045050	1E022240053	MX2000-PSM-HC-DC-S-A
PSM 2	REV 01	740-045050	1E02224004K	MX2000-PSM-HC-DC-S-A
PSM 3	REV 01	740-045050	1E022240056	MX2000-PSM-HC-DC-S-A
PSM 4	REV 01	740-045050	1E022240054	MX2000-PSM-HC-DC-S-A

PSM 5	REV 01	740-045050	1E02224005H	MX2000-PSM-HC-DC-S-A
PSM 6	REV 01	740-045050	1E02224006S	MX2000-PSM-HC-DC-S-A
PSM 7	REV 01	740-045050	1E02224005M	MX2000-PSM-HC-DC-S-A
PSM 8	REV 01	740-045050	1E022240062	MX2000-PSM-HC-DC-S-A
PSM 9	REV 03	740-045050	1EDB2350095	MX2000-PSM-DC-S-A
PSM 10	REV 03	740-045050	1EDB235009L	MX2000-PSM-DC-S-A
PSM 11	REV 03	740-045050	1EDB2350092	MX2000-PSM-DC-S-A
PSM 12	REV 03	740-045050	1EDB23500AT	MX2000-PSM-DC-S-A
PSM 13	REV 03	740-045050	1EDB2350094	MX2000-PSM-DC-S-A
PSM 15	REV 03	740-045050	1EDB235008X	MX2000-PSM-DC-S-A
PDM 0	REV 01	740-045234	1E012150033	
PDM 1	REV 01	740-045234	1E012150027	
PDM 2	REV 01	740-045234	1E262250072	MX2000-PDM-DC-S-A
Routing Engine 0	REV 02	740-041821	9009094138	RE-S-1800X4-16G-S
Routing Engine 1	REV 02	740-041821	9009089709	RE-S-1800X4-16G-S
CB 0	REV 08	750-040257	CAAB3482	750-040257
CB 1	REV 04	750-040257	ZT2864	750-040257
SFB 0	REV 05	711-044466	ABBT2161	MX2000-SFB-S
SFB 1	REV 05	711-044466	ABBT2159	MX2000-SFB-S
SFB 2	REV 05	711-044466	ABBX3718	MX2000-SFB-S
SFB 4	REV 05	711-044466	ABBT2160	MX2000-SFB-S
SFB 5	REV 05	711-044466	ABBT2145	MX2000-SFB-S
SFB 7	REV 05	711-044466	ABBT2163	MX2000-SFB-S
FPC 0	REV 30	750-028467	ABBN0284	MPC-3D-16XGE-SFPP
FPC 1	REV 30	750-028467	ABBN0308	MPC-3D-16XGE-SFPP
FPC 2	REV 30	750-028467	ABBN0316	MPC-3D-16XGE-SFPP
FPC 3	REV 32	750-028467	ABBN6832	MPC-3D-16XGE-SFPP
FPC 4	REV 32	750-028467	ABBN6811	MPC-3D-16XGE-SFPP
FPC 5	REV 32	750-028467	ABBN6791	MPC-3D-16XGE-SFPP
FPC 6	REV 30	750-028467	ABBM4592	MPC-3D-16XGE-SFPP
FPC 7	REV 32	750-028467	ABBN6810	MPC-3D-16XGE-SFPP
FPC 8	REV 30	750-028467	ABBM4739	MPC-3D-16XGE-SFPP
FPC 9	REV 32	750-028467	ABBN6827	MPC-3D-16XGE-SFPP
FPC 10	REV 30	750-028467	ABBN0302	MPC-3D-16XGE-SFPP
FPC 11	REV 32	750-028467	ABBN6790	MPC-3D-16XGE-SFPP
FPC 12	REV 30	750-028467	ZM5111	MPC-3D-16XGE-SFPP
FPC 13	REV 30	750-028467	ABBN0208	MPC-3D-16XGE-SFPP
FPC 14	REV 23	750-028467	YN2977	MPC-3D-16XGE-SFPP
FPC 15	REV 32	750-028467	ABBN6798	MPC-3D-16XGE-SFPP
FPC 16	REV 30	750-028467	ABBN0270	MPC-3D-16XGE-SFPP
FPC 17	REV 32	750-028467	ABBN6796	MPC-3D-16XGE-SFPP
FPC 18	REV 30	750-028467	ABBN0281	MPC-3D-16XGE-SFPP
FPC 19	REV 32	750-028467	ABBN6813	MPC-3D-16XGE-SFPP
ADC 0	REV 13	750-043596	ABBX5561	PROTO-ASSEMBLY
ADC 1	REV 13	750-043596	ABBX5546	PROTO-ASSEMBLY
ADC 2	REV 13	750-043596	ABBX5535	MX2000-LC-ADAPTER
ADC 3	REV 13	750-043596	ABBX5552	MX2000-LC-ADAPTER
ADC 4	REV 13	750-043596	ABBX5581	MX2000-LC-ADAPTER
ADC 5	REV 13	750-043596	ABBX5545	PROTO-ASSEMBLY
ADC 6	REV 13	750-043596	ABBX5554	PROTO-ASSEMBLY
ADC 7	REV 07	750-043596	ABBV7194	MX2000-LC-ADAPTER
ADC 8	REV 07	750-043596	ABBV7251	MX2000-LC-ADAPTER
ADC 9	REV 07	750-043596	ABBV7202	MX2000-LC-ADAPTER
ADC 10	REV 13	750-043596	ABBX5579	MX2000-LC-ADAPTER
ADC 12	REV 13	750-043596	ABBX5575	MX2000-LC-ADAPTER
ADC 13	REV 13	750-043596	ABBX5539	PROTO-ASSEMBLY
ADC 14	REV 13	750-043596	ABBX5555	PROTO-ASSEMBLY
ADC 15	REV 13	750-043596	ABBX5557	MX2000-LC-ADAPTER
ADC 16	REV 13	750-043596	ABBX5536	PROTO-ASSEMBLY
ADC 17	REV 13	750-043596	ABBX5559	PROTO-ASSEMBLY
ADC 18	REV 13	750-043596	ABBX5537	PROTO-ASSEMBLY

ADC 19	REV 11	750-043596	ABBW5685	PROTO-ASSEMBLY
Fan Tray 0	REV 04	760-046960	ACAY0090	
Fan Tray 1	REV 04	760-046960	ACAY0088	
Fan Tray 2	REV 04	760-046960	ACAY0089	
Fan Tray 3	REV 04	760-046960	ACAY0108	

show chassis hardware clei-models (MX2020 Router)

```
user@ host > show chassis hardware clei-models
```

```
Hardware inventory:
```

Item	Version	Part number	CLEI code	FRU model number
Midplane	REV 27	750-040240	PROTOXCLEI	750-040240
FPM Board	REV 06	760-040242	PROTOXCLEI	760-040242
PSM 0	REV 01	740-045050	IPUPAJMKAA	MX2000-PSM-HC-DC-S-A
PSM 1	REV 01	740-045050	IPUPAJMKAA	MX2000-PSM-HC-DC-S-A
PSM 2	REV 01	740-045050	IPUPAJMKAA	MX2000-PSM-HC-DC-S-A
PSM 3	REV 01	740-045050	IPUPAJMKAA	MX2000-PSM-HC-DC-S-A
PSM 4	REV 01	740-045050	IPUPAJMKAA	MX2000-PSM-HC-DC-S-A
PSM 5	REV 01	740-045050	IPUPAJMKAA	MX2000-PSM-HC-DC-S-A
PSM 6	REV 01	740-045050	IPUPAJMKAA	MX2000-PSM-HC-DC-S-A
PSM 7	REV 01	740-045050	IPUPAJMKAA	MX2000-PSM-HC-DC-S-A
PSM 8	REV 01	740-045050	IPUPAJMKAA	MX2000-PSM-HC-DC-S-A
PSM 9	REV 03	740-045050	IPUPAJMKAA	MX2000-PSM-DC-S-A
PSM 10	REV 03	740-045050	IPUPAJMKAA	MX2000-PSM-DC-S-A
PSM 11	REV 03	740-045050	IPUPAJMKAA	MX2000-PSM-DC-S-A
PSM 12	REV 03	740-045050	IPUPAJMKAA	MX2000-PSM-DC-S-A
PSM 13	REV 03	740-045050	IPUPAJMKAA	MX2000-PSM-DC-S-A
PSM 15	REV 03	740-045050	IPUPAJMKAA	MX2000-PSM-DC-S-A
PDM 0	REV 01	740-045234		
PDM 1	REV 01	740-045234		
PDM 2	REV 01	740-045234	IPUPAJSKAA	MX2000-PDM-DC-S-A
Routing Engine 0	REV 02	740-041821		RE-S-1800X4-16G-S
Routing Engine 1	REV 02	740-041821		RE-S-1800X4-16G-S
CB 0	REV 08	750-040257	PROTOXCLEI	750-040257
CB 1	REV 04	750-040257	PROTOXCLEI	750-040257
SFB 0	REV 05	711-044466	IPUCBA6CAA	MX2000-SFB-S
SFB 1	REV 05	711-044466	IPUCBA6CAA	MX2000-SFB-S
SFB 2	REV 05	711-044466	IPUCBA6CAA	MX2000-SFB-S
SFB 4	REV 05	711-044466	IPUCBA6CAA	MX2000-SFB-S
SFB 5	REV 05	711-044466	IPUCBA6CAA	MX2000-SFB-S
SFB 7	REV 05	711-044466	IPUCBA6CAA	MX2000-SFB-S
FPC 0	REV 30	750-028467		MPC-3D-16XGE-SFPP
FPC 1	REV 30	750-028467		MPC-3D-16XGE-SFPP
FPC 2	REV 30	750-028467		MPC-3D-16XGE-SFPP
FPC 3	REV 32	750-028467		MPC-3D-16XGE-SFPP
FPC 4	REV 32	750-028467		MPC-3D-16XGE-SFPP
FPC 5	REV 32	750-028467		MPC-3D-16XGE-SFPP
FPC 6	REV 30	750-028467		MPC-3D-16XGE-SFPP
FPC 7	REV 32	750-028467		MPC-3D-16XGE-SFPP
FPC 8	REV 30	750-028467		MPC-3D-16XGE-SFPP
FPC 9	REV 32	750-028467		MPC-3D-16XGE-SFPP
FPC 10	REV 30	750-028467		MPC-3D-16XGE-SFPP
FPC 11	REV 32	750-028467		MPC-3D-16XGE-SFPP
FPC 12	REV 30	750-028467		MPC-3D-16XGE-SFPP
FPC 13	REV 30	750-028467		MPC-3D-16XGE-SFPP
FPC 14	REV 23	750-028467		MPC-3D-16XGE-SFPP
FPC 15	REV 32	750-028467		MPC-3D-16XGE-SFPP
FPC 16	REV 30	750-028467		MPC-3D-16XGE-SFPP
FPC 17	REV 32	750-028467		MPC-3D-16XGE-SFPP
FPC 18	REV 30	750-028467		MPC-3D-16XGE-SFPP
FPC 19	REV 32	750-028467		MPC-3D-16XGE-SFPP
ADC 0	REV 13	750-043596	PROTOXCLEI	PROTO-ASSEMBLY
ADC 1	REV 13	750-043596	PROTOXCLEI	PROTO-ASSEMBLY

ADC 2	REV 13	750-043596	IPUCBA8CAA	MX2000-LC-ADAPTER
ADC 3	REV 13	750-043596	IPUCBA8CAA	MX2000-LC-ADAPTER
ADC 4	REV 13	750-043596	IPUCBA8CAA	MX2000-LC-ADAPTER
ADC 5	REV 13	750-043596	PROTOXCLEI	PROTO-ASSEMBLY
ADC 6	REV 13	750-043596	PROTOXCLEI	PROTO-ASSEMBLY
ADC 7	REV 07	750-043596	PROTOXCLEI	MX2000-LC-ADAPTER
ADC 8	REV 07	750-043596	PROTOXCLEI	MX2000-LC-ADAPTER
ADC 9	REV 07	750-043596	PROTOXCLEI	MX2000-LC-ADAPTER
ADC 10	REV 13	750-043596	IPUCBA8CAA	MX2000-LC-ADAPTER
ADC 12	REV 13	750-043596	IPUCBA8CAA	MX2000-LC-ADAPTER
ADC 13	REV 13	750-043596	PROTOXCLEI	PROTO-ASSEMBLY
ADC 14	REV 13	750-043596	PROTOXCLEI	PROTO-ASSEMBLY
ADC 15	REV 13	750-043596	IPUCBA8CAA	MX2000-LC-ADAPTER
ADC 16	REV 13	750-043596	PROTOXCLEI	PROTO-ASSEMBLY
ADC 17	REV 13	750-043596	PROTOXCLEI	PROTO-ASSEMBLY
ADC 18	REV 13	750-043596	PROTOXCLEI	PROTO-ASSEMBLY
ADC 19	REV 11	750-043596	PROTOXCLEI	PROTO-ASSEMBLY
Fan Tray 0	REV 04	760-046960		
Fan Tray 1	REV 04	760-046960		
Fan Tray 2	REV 04	760-046960		
Fan Tray 3	REV 04	760-046960		

show chassis hardware (MX Series Routers with ATM MIC)

Can I retain this output by just deleting "ATM MIC"?

```
user@host> show chassis hardware
```

Hardware inventory:

Item	Version	Part number	Serial number	Description
Chassis			JN115736EAF	MX240
Midplane	REV 07	760-021404	ABAA5038	MX240 Backplane
FPM Board	REV 03	760-021392	ABBA2758	Front Panel Display
PEM 0	Rev 01	740-022697	QCS0937C07K	PS 1.2-1.7kW; 100-240V
AC in				
PEM 1	Rev 01	740-022697	QCS0939C04X	PS 1.2-1.7kW; 100-240V
AC in				
PEM 2	Rev 01	740-022697	QCS0937C06B	PS 1.2-1.7kW; 100-240V
AC in				
PEM 3	Rev 01	740-022697	QCS0937C07U	PS 1.2-1.7kW; 100-240V
AC in				
Routing Engine 0	REV 12	740-013063	9009042291	RE-S-2000
Routing Engine 1	REV 12	740-013063	9009042266	RE-S-2000
CB 0	REV 06	710-021523	ABBC1435	MX SCB
CB 1	REV 06	710-021523	ABBC1497	MX SCB
FPC 2	REV 14	750-031088	YH8446	MPC Type 2 3D Q
CPU	REV 06	711-030884	YH9612	MPC PMB 2G
MIC 0				
MIC 1	REV 10	750-036132	ZP7062	2x0C12/8x0C3 CC-CE
PIC 2		BUILTIN	BUILTIN	2x0C12/8x0C3 CC-CE
Xcvr 0		NON-JNPR	23393-00492	UNKNOWN
Xcvr 1		NON-JNPR	23393-00500	UNKNOWN
Xcvr 2		NON-JNPR	23393-00912	UNKNOWN
Xcvr 3	REV 01	740-015638	22216-00575	Load SFP
Xcvr 4	REV 01	740-015638	24145-00110	Load SFP
Xcvr 5	REV 01	740-015638	24145-00016	Load SFP
Xcvr 6	REV 01	740-015638	24145-00175	Load SFP
Xcvr 7		NON-JNPR	23393-00627	UNKNOWN
QXM 0	REV 05	711-028408	YF4681	MPC QXM
QXM 1	REV 05	711-028408	YF4817	MPC QXM
Fan Tray 0	REV 01	710-021113	XL3645	MX240 Fan Tray

show chassis hardware
(MX240, MX480,
MX960 Routers with
Application Services
Modular Line Card)

user@host>show chassis hardware

Hardware inventory:

Item	Version	Part number	Serial number	Description
Chassis			JN11D969BAFA	MX960
Midplane	REV 03	710-013698	ACAA2362	MX960 Backplane
FPM Board	REV 03	710-014974	ZR0639	Front Panel Display
PDM	Rev 03	740-013110	QCS152250SX	Power Distribution Module
PEM 0	Rev 10	740-013683	QCS1512718W	DC Power Entry Module
PEM 1	Rev 10	740-013683	QCS1512702Y	DC Power Entry Module
Routing Engine 0	REV 15	740-013063	9012024667	RE-S-2000
Routing Engine 1	REV 15	740-013063	9012024649	RE-S-2000
CB 0	REV 14	750-031391	ZJ7749	Enhanced MX SCB
CB 1	REV 14	750-031391	ZJ7750	Enhanced MX SCB
CB 2	REV 14	750-031391	ZY9233	Enhanced MX SCB
FPC 0	REV 17	750-031089	YR7434	MPC Type 2 3D
CPU				
FPC 1	REV 11	750-037207	ZW9727	AS-MCC
CPU	REV 04	711-038173	ZW4817	AS-MCC-PMB
MIC 0	REV 01	750-037214	ZH3764	AS-MSC
PIC 0		BUILTIN	BUILTIN	AS-MSC
MIC 1	REV 01	711-028408	JZ9200	AS-MXC
PIC 2		BUILTIN	BUILTIN	AS-MXC
FPC 4	REV 30	750-028467	ABBN0232	MPC 3D 16x 10GE
CPU				
FPC 5	REV 04	750-037207	ZK9074	AS-MCC
CPU				
Fan Tray 0	REV 05	740-014971	VT5683	Fan Tray
Fan Tray 1	REV 05	740-014971	VT5684	Fan Tray

show chassis hardware
extensive (MX240,
MX480, MX960
Routers with

user@host> show chassis hardware extensive

ID: AS-MCC

FRU Model Number: 750-037207

Board Information Record:

Address 0x00: ff ff ff ff ff ff ff ff ff ff ff ff ff ff ff I2C Hex Data:

Application Services
Modular Line Card)

```

Address 0x00: 7f b0 02 ff 0b 37 01 0b 52 45 56 20 31 31 00 00
Address 0x10: 00 00 00 00 37 35 30 2d 30 33 37 32 30 37 00 00
Address 0x20: 53 2f 4e 20 5a 57 39 37 32 37 00 00 00 11 02 07
Address 0x30: dc ff ff ff ff ff ff ff ff ff ff ff ff ff ff
Address 0x40: ff ff ff ff 01 50 52 4f 54 4f 58 43 4c 45 49 37
Address 0x50: 35 30 2d 30 33 37 32 30 37 00 00 00 00 00 00 00
Address 0x60: 00 00 00 00 00 00 31 31 00 ff ff ff ff ff ff ff
Address 0x70: ff ff ff 5e ff ff ff ff ff ff ff ff ff ff ff ff
CPU          REV 04    711-038173    ZW4817          AS-MCC-PMB
Jedec Code:  0x7fb0          EEPROM Version:  0x02
P/N:         711-038173      S/N:            S/N ZW4817
Assembly ID: 0x0b38          Assembly Version: 01.04
Date:        12-30-2011      Assembly Flags:  0x00
Version:     REV 04
ID: AS-MCC-PMB
Board Information Record:
Address 0x00: ff ff ff ff ff ff ff ff ff ff ff ff ff ff ff I2C Hex Data:
Address 0x00: 7f b0 02 ff 0b 38 01 04 52 45 56 20 30 34 00 00
Address 0x10: 00 00 00 00 37 31 31 2d 30 33 38 31 37 33 00 00
Address 0x20: 53 2f 4e 20 5a 57 34 38 31 37 00 00 00 1e 0c 07
Address 0x30: db ff ff ff ff ff ff ff ff ff ff ff ff ff ff
Address 0x40: ff ff ff ff 00 50 52 4f 54 4f 58 43 4c 45 49 37
Address 0x50: 31 31 2d 30 33 38 31 37 33 00 00 00 00 00 00 00
Address 0x60: 00 00 00 00 00 00 30 34 00 ff ff ff ff ff ff ff
Address 0x70: ff ff ff 60 00 00 00 00 00 00 00 00 00 00 00 00
MIC 0          REV 01    750-037214    ZH3764          AS-MSC
Jedec Code:  0x7fb0          EEPROM Version:  0x02
P/N:         750-037214      S/N:            S/N ZH3764
Assembly ID: 0x0a44          Assembly Version: 01.01
Date:        07-04-2011      Assembly Flags:  0x00
Version:     REV 01
ID: AS-MSC
Board Information Record:
Address 0x00: ff ff ff ff ff ff ff ff ff ff ff ff ff ff ff I2C Hex Data:
Address 0x00: 7f b0 02 ff 0a 44 01 01 52 45 56 20 30 31 00 00
Address 0x10: 00 00 00 00 37 35 30 2d 30 33 37 32 31 34 00 00
Address 0x20: 53 2f 4e 20 5a 48 33 37 36 34 00 00 00 04 07 07
Address 0x30: db ff ff ff ff ff ff ff ff ff ff ff ff ff ff
Address 0x40: ff ff ff ff 00 00 00 00 00 00 00 00 00 00 00 00
Address 0x50: 00 00 00 00 00 00 00 00 00 00 00 00 00 00 00 00
Address 0x60: 00 00 00 00 00 00 00 00 ff ff ff ff ff ff ff ff
Address 0x70: ff ff ff f6 c0 03 e1 bc 00 00 00 00 00 00 00 00
PIC 0          BUILTIN    BUILTIN          AS-MSC
FPC 4          REV 30    750-028467    ABBN0232        MPC 3D 16x 10GE
Jedec Code:  0x7fb0          EEPROM Version:  0x01

```

show chassis hardware
(MX480 Router with
MPC4E)

user@host> show chassis hardware

Hardware inventory:

Item	Version	Part number	Serial number	Description
Chassis			JN10FF57BAFB	MX480
Midplane	REV 05	750-047849	Good	MX480 Midplane
FPM Board	REV 02	710-017254	KG2066	Front Panel Display
PEM 0	Rev 03	740-017330	QCS081590BJ	PS 1.2-1.7kW; 100-240V
AC in				
PEM 1	Rev 03	740-017330	QCS0815908Z	PS 1.2-1.7kW; 100-240V
AC in				
PEM 2	Rev 03	740-029970	QCS1001U001	PS 1.4-2.52kW; 90-264V
AC in				
Routing Engine 0	REV 05	740-031116	9009089502	RE-S-1800x4
Routing Engine 1	REV 05	740-031116	9009089624	RE-S-1800x4
CB 0	REV 02	750-031391	YE8506	Enhanced MX SCB

CB 1	REV 14	750-031391	ZK8265	Enhanced MX SCB
FPC 2	REV 05	750-037358	ZT0638	MPC4E 3D 32XGE
CPU	REV 07	711-035209	ZK3187	HMPC PMB 2G
PIC 0		BUILTIN	BUILTIN	8X10GE SFPP
PIC 1		BUILTIN	BUILTIN	8X10GE SFPP
PIC 2		BUILTIN	BUILTIN	8X10GE SFPP
PIC 3		BUILTIN	BUILTIN	8X10GE SFPP
FPC 3	REV 06	750-037355	CAAB1144	MPC4E 3D 2CGE+8XGE
CPU	REV 08	711-035209	CAAB1278	HMPC PMB 2G
PIC 0		BUILTIN	BUILTIN	4x10GE SFPP
Xcvr 0	REV 01	740-031980	B11E01439	SFP+-10G-SR
Xcvr 1	REV 01	740-031980	B11D05809	SFP+-10G-SR
PIC 1		BUILTIN	BUILTIN	1X100GE CFP
Xcvr 0		NON-JNPR	D5418	UNKNOWN
PIC 2		BUILTIN	BUILTIN	4x10GE SFPP
PIC 3		BUILTIN	BUILTIN	1X100GE CFP
Xcvr 0		NON-JNPR	X12J00362	CFP-100G-SR10
FPC 4	REV 12.3.10	750-033205	YR9445	MPCE Type 3 3D
CPU				
Fan Tray				Enhanced Left Fan Tray

show chassis hardware (MX2020 Router with MPC4E)

user@host> show chassis hardware

Hardware inventory:

Item	Version	Part number	Serial number	Description
Chassis			JN11E188CAFJ	MX2020
Midplane	REV 04	711-032387	ABAC7474	Lower Backplane
Midplane 1	REV 04	711-032386	ABAC7408	Upper Backplane
PMP 1	REV 03	711-032428	ACAJ1137	Upper Power Midplane
PMP 0	REV 03	711-032426	ACAJ1016	Lower Power Midplane
FPM Board	REV 06	760-040242	ABBT8832	Front Panel Display
PSM 3	REV 0C	740-033727	VK00255	DC 52V Power Supply
Module				
PSM 4	REV 0C	740-033727	VJ00148	DC 52V Power Supply
Module				
PSM 5	REV 0C	740-033727	VK00207	DC 52V Power Supply
Module				
PSM 6	REV 0C	740-033727	VK00319	DC 52V Power Supply
Module				
PSM 7	REV 0C	740-033727	VK00264	DC 52V Power Supply
Module				
PSM 8	REV 0B	740-033727	VG00025	DC 52V Power Supply
Module				
PSM 13	REV 0C	740-033727	VK00274	DC 52V Power Supply
Module				
PSM 14	REV 0C	740-033727	VJ00167	DC 52V Power Supply
Module				
PSM 15	REV 0C	740-033727	VK00299	DC 52V Power Supply
Module				
PSM 16	REV 0C	740-033727	VK00213	DC 52V Power Supply
Module				
PSM 17	REV 0C	740-033727	VK00253	DC 52V Power Supply
Module				
PDM 0	REV 0B	740-038109	VJ00040	DC Power Dist Module
PDM 2	REV 0B	740-038109	VJ00025	DC Power Dist Module
Routing Engine 0	REV 02	740-041821	9009089735	RE-S-1800x4
Routing Engine 1	REV 02	740-041821	9009089731	RE-S-1800x4
CB 0	REV 04	750-040257	ZT2846	Control Board
CB 1	REV 04	750-040257	ZT2877	Control Board
SPMB 0	REV 01	711-041855	ZS2282	PMB Board
SPMB 1	REV 01	711-041855	ZS2261	PMB Board
SFB 0	REV 07	711-032385	ZZ2582	Switch Fabric Board

SFB 1	REV 04	711-032385	ZV4229	Switch Fabric Board
SFB 2	REV 07	711-032385	CAAB4902	Switch Fabric Board
SFB 3	REV 07	711-032385	CAAB4891	Switch Fabric Board
SFB 4	REV 07	711-032385	CAAB4883	Switch Fabric Board
SFB 5	REV 07	711-032385	CAAB4889	Switch Fabric Board
SFB 6	REV 06	711-032385	ZV1818	Switch Fabric Board
SFB 7	REV 07	711-032385	CAAB4897	Switch Fabric Board
FPC 0	REV 34	750-031090	ZT9799	MPC Type 2 3D EQ
CPU	REV 06	711-030884	ZS1122	MPC PMB 2G
MIC 0	REV 11	750-033535	CAAD7674	MIC-3D-10C192-XFP
PIC 0		BUILTIN	BUILTIN	MIC-3D-10C192-XFP
Xcvr 0	REV 01	740-014279	753019A00404	XFP-OC192-SR
MIC 1	REV 14	750-031967	ZM6103	MIC-3D-80C30C12-40C48
PIC 2		BUILTIN	BUILTIN	MIC-3D-80C30C12-40C48
Xcvr 0	REV 01	740-011615	PEF1AZP	SFP-IR
Xcvr 1	REV 01	740-011615	PEF1AZN	SFP-IR
Xcvr 2	REV 01	740-021308	ANA0N8S	SFP+-10G-SR
QXM 0	REV 06	711-028408	ZT9339	MPC QXM
QXM 1	REV 06	711-028408	ZT9237	MPC QXM
FPC 9	REV 34	750-031090	ZT9770	MPC Type 2 3D EQ
CPU	REV 06	711-030884	ZS1302	MPC PMB 2G
MIC 0	REV 24	750-028387	YJ3950	3D 4x 10GE XFP
PIC 0		BUILTIN	BUILTIN	2x 10GE XFP
Xcvr 0		NON-JNPR	T09M52516	XFP-10G-SR
Xcvr 1		NON-JNPR	CA49BK095	XFP-10G-SR
PIC 1		BUILTIN	BUILTIN	2x 10GE XFP
Xcvr 0	REV 02	740-014289	C834XU01T	XFP-10G-SR
Xcvr 1		NON-JNPR	T09M52515	XFP-10G-SR
MIC 1	REV 11	750-033535	CAAD7681	MIC-3D-10C192-XFP
PIC 2		BUILTIN	BUILTIN	MIC-3D-10C192-XFP
Xcvr 0	REV 01	740-014279	KBQ02BE	XFP-OC192-SR
QXM 0	REV 06	711-028408	ZT9151	MPC QXM
QXM 1	REV 06	711-028408	ZT9116	MPC QXM
FPC 10	REV 27	750-033205	ZL6215	MPCE Type 3 3D
CPU	REV 07	711-035209	ZK9038	HMPC PMB 2G
MIC 0	REV 18	750-028380	YG6885	3D 2x 10GE XFP
PIC 0		BUILTIN	BUILTIN	1x 10GE XFP
Xcvr 0	REV 01	740-014289	C706XU0AG	XFP-10G-SR
PIC 1		BUILTIN	BUILTIN	1x 10GE XFP
Xcvr 0	REV 02	740-014289	T08L84366	XFP-10G-SR
FPC 14	REV 09	750-037355	CAAF1534	MPC4E 3D 2CGE+8XGE
CPU	REV 08	711-035209	CAAB9879	HMPC PMB 2G
PIC 0		BUILTIN	BUILTIN	4x10GE SFPP
Xcvr 0	REV 01	740-021308	21T511100436	SFP+-10G-SR
Xcvr 1	REV 01	740-031980	AHPOGPM	SFP+-10G-SR
Xcvr 2	REV 01	740-031980	123363A00032	SFP+-10G-SR
Xcvr 3	REV 01	740-021308	19T511100477	SFP+-10G-SR
PIC 1		BUILTIN	BUILTIN	1X100GE CFP
Xcvr 0		NON-JNPR	X12J00260	CFP-100G-SR10
PIC 2		BUILTIN	BUILTIN	4x10GE SFPP
Xcvr 0	REV 01	740-021308	21T511104086	SFP+-10G-SR
Xcvr 1	REV 01	740-021308	21T511104627	SFP+-10G-SR
Xcvr 3	REV 01	740-021308	21T511104644	SFP+-10G-SR
PIC 3		BUILTIN	BUILTIN	1X100GE CFP
FPC 19	REV 32	750-028467	ZR2008	MPC 3D 16x 10GE
CPU	REV 10	711-029089	ZT6933	AMPC PMB
PIC 0		BUILTIN	BUILTIN	4x 10GE(LAN) SFP+
Xcvr 0	REV 01	740-021308	19T511100291	SFP+-10G-SR
Xcvr 1	REV 01	740-021308	AMH02VE	SFP+-10G-SR
PIC 1		BUILTIN	BUILTIN	4x 10GE(LAN) SFP+
Xcvr 0	REV 01	740-021308	23T511102128	SFP+-10G-SR

PIC 2		BUILTIN	BUILTIN	4x 10GE(LAN) SFP+
Xcvr 0	REV 01	740-021308	AMS15PP	SFP+-10G-SR
PIC 3		BUILTIN	BUILTIN	4x 10GE(LAN) SFP+
Xcvr 0	REV 01	740-031980	123363A00716	SFP+-10G-SR
ADC 0	REV 05	750-043596	CAAC2072	Adapter Card
ADC 9	REV 01	750-043596	ZV4111	Adapter Card
ADC 10	REV 05	750-043596	CAAC2058	Adapter Card
ADC 14	REV 02	750-043596	ZW1561	Adapter Card
ADC 19	REV 01	750-043596	ZV4127	Adapter Card
Fan Tray 0	REV 03	760-046960	ACAY0124	172mm FanTray - 6 Fans
Fan Tray 1	REV 2A	760-046960	ACAY0022	172mm FanTray - 6 Fans
Fan Tray 2	REV 2A	760-046960	ACAY0023	172mm FanTray - 6 Fans
Fan Tray 3	REV 2A	760-046960	ACAY0025	172mm FanTray - 6 Fans

show chassis hardware (T320 Router)

user@host> show chassis hardware

Hardware inventory:

Item	Version	Part number	Serial number	Description
Chassis			19093	T320
Midplane	REV 04	710-004339	BC1436	T320 Backplane
FPM GBUS	REV 03	710-004461	BC1407	T320 FPM Board
FPM Display	REV 04	710-002897	BE0763	FPM Display
CIP	REV 05	710-002895	BB2311	T Series CIP
PEM 0	Rev 01	740-004359	NB12546	Power Entry Module
SCG 0	REV 06	710-004455	AY4522	T320 Sonet
Clock Gen.				
Routing Engine 0				unknown
CB 0	REV 13	710-002728	BC1577	T Series
Control Board				
CB 1	REV 13	710-002728	BC1595	T Series
Control Board				
FPC 1	REV 09	710-007531	HS1572	FPC Type 2
CPU	REV 15	710-001726	HR8763	FPC CPU
PIC 0	REV 01	750-010618	CB5579	4x G/E SFP,
1000 BASE				
SFP 0	REV 01	740-007326	P5809Z1	SFP-SX
SFP 1	REV 01	740-007326	P4Q10XU	SFP-SX
SFP 2		NON-JNPR	RA45020031	SFP-SX
SFP 3		NON-JNPR	RA45020032	SFP-SX
PIC 1	REV 01	750-010618	CD9587	4x G/E SFP,
1000 BASE				
SFP 0		NON-JNPR	P5A08QZ	SFP-T
SFP 1	REV 01	740-007326	P4Q133K	SFP-SX
SFP 2	REV 01	740-007326	P5809YY	SFP-SX
SFP 3	REV 01	740-007327	4C81704	SFP-LX
MMB 1	REV 03	710-005555	HR9401	MMB-288mbit
PPB 0	REV 04	710-003758	HR2886	PPB Type 2
FPC 2	REV 07	710-005860	HP2392	FPC Type 1
CPU	REV 14	710-001726	HP7797	FPC CPU
PIC 0	REV 02	750-007643	HM0853	1x G/E QPP,
1000 BASE				
SFP 0	REV 01	740-007326	P11E9JJ	SFP-SX
MMB 1	REV 02	710-005555	HN2379	MMB-288mbit
PPB 0	REV 04	710-003758	HP8092	PPB Type 2
FPC 3	REV 07	710-005860	HP2393	FPC Type 1
CPU	REV 14	710-001726	HP0968	FPC CPU
PIC 0	REV 01	750-010240	CB5363	1x G/E SFP,
1000 BASE				
SFP 0	REV 01	740-007326	P4R0PNH	SFP-SX
PIC 1	REV 03	750-003034	HD2832	4x OC-3 SONET,
SMIR				
MMB 1	REV 02	710-005555	HN6307	MMB-288mbit

PPB 0	REV 04	710-003758	HP5051	PPB Type 2
FPC 4	REV 01	710-010845	JD3872	FPC Type 4
CPU	REV 02	710-011481	JB6042	FPC CPU
5	REV 01	710-005802	BC1566	FPC Type 2
CPU	REV 09	710-001726	AY4922	FPC CPU
PIC 0	REV 02	750-008155	BE2114	2x G/E QPP,
1000 BASE				
SFP 0	REV 01	740-007326	P4R0PMQ	SFP-SX
SFP 1	REV 01	740-007326	P4R0PN9	SFP-SX
PIC 1	REV 01	750-008155	BE2116	2x G/E QPP,
1000 BASE				
SFP 0	REV 01	740-007326	P4R0PNZ	SFP-SX
SFP 1		NON-JNPR	2908	SFP-T
MMB 1	REV 01	710-005555	AZ2246	MMB-288mbit
PPB 0	REV 03	710-003758	AY4839	PPB Type 2
FPC 7	REV 01	710-005803	AZ2123	FPC Type 3
...				

show chassis hardware (T640 Router)

```
user@host> show chassis hardware
```

```
Hardware inventory:
```

Item	Version	Part number	Serial number	Description
Chassis			19182	T640
Midplane	REV 04	710-002726	AX5608	T640 Backplane
FPM GBUS	REV 02	710-002901	HE3064	T640 FPM Board
FPM Display	REV 02	710-002897	HE7864	FPM Display
CIP	REV 05	710-002895	HA5024	T Series CIP
PEM 0	Rev 02	740-029522	VH26235	AC PEM 10kW US
PEM 1	Rev 02	740-029522	VH26230	AC PEM 10kW US
SCG 0	REV 03	710-003423	HA4508	T640 Sonet Clock Gen.
Routing Engine 0	REV 02	740-005022	210865700483	RE-3.0 (RE-600)
CB 0	REV 01	710-002728	HD3044	T Series Control Board
FPC 2	REV 04	710-001721	HD5572	FPC Type 3
CPU	REV 06	710-001726	HA4712	FPC CPU
PIC 1	REV 03	750-009567	HV2331	1x 10GE(LAN),XENPAK
SFP 0	REV 01	740-009898	USC202R103	XENPAK-SR
PIC 2	REV 03	750-009567	HV2332	1x 10GE(LAN),XENPAK
SFP 0	REV 01	740-011268	USC202R112	XENPAK-ZR
PIC 3	REV 03	750-009567	HX4416	1x 10GE(LAN),XENPAK
SFP 0	REV 01	740-012056	434TC004	XENPAK-CX4
PIC 4	REV 03	750-009567	HX4420	1x 10GE(LAN),XENPAK
SFP 0	REV 01	740-012058	434TC124	XENPAK-LX4
FPC 5	REV 01	710-013553	JE4839	E2-FPC Type 1
CPU	REV 01	710-013569	JW9163	FPC CPU
PIC 0	REV 01	750-009567	HX4419	1x 10GE(LAN),XENPAK
SFP 0	REV 01	740-009898	USC202RT05	XENPAK-LR
PIC 1	REV 03	750-009567	HN7426	1x 10GE(LAN),XENPAK
SFP 0	REV 01	740-009550	03L90051	XENPAK-ER
PIC 2	REV 03	750-009467	HT7423	1x 10GE(LAN),XENPAK
SFP 0		NON-JNPR		UNKNOWN
PIC 3	REV 04	750-005100	AY4850	1x 10GE(LAN),DwDM
FPC 4	REV 01	710-010845	JD3872	FPC Type 4
CPU	REV 02	710-011481	JB6042	FPC CPU
Fan Tray 0				Front Top Fan Tray
Fan Tray 1				Front Bottom Fan Tray
Fan Tray 2				Rear Fan Tray

show chassis hardware models (T640 Router)

```
user@host> show chassis hardware models
```

```
Hardware inventory:
```

Item	Version	Part number	CLEI code	FRU model number
Midplane	REV 04	710-002726		CHAS-BP-T640-S

FPM Display	REV 02	710-002897	CRAFT-T640-S
CIP	REV 05	710-002895	CIP-L-T640-S
PEM 0	Rev 01	740-002595	PWR-T-DC-S
SCG 0	REV 04	710-003423	SCG-T-S
SCG 1	REV 04	710-003423	SCG-T-S
Routing Engine 0	REV 01	740-005022	RE-600-2048-S
Routing Engine 1	REV 07	740-005022	RE-600-2048-S
CB 0	REV 06	710-002726	CHAS-BP-T640-S
CB 1	REV 06	710-002728	CB-L-T-S
FPC 5	REV 05	710-007527	T640-FPC2
PIC 0	REV 05	750-002510	PB-2GE-SX
PIC 1	REV 05	750-001901	PB-40C12-SON-SMIR
FPC 6	REV 03	710-001721	T640-FPC3
PIC 1	REV 01	750-009553	PC-40C48-SON-SFP
SIB 4	REV 02	750-005486	SIB-I-T640-S
Fan Tray 0			FANTRAY-T-S
Fan Tray 1			FANTRAY-T-S
Fan Tray 2			FAN-REAR-TX-T640-S

show chassis hardware extensive (T640 Router)

```

user@host> show chassis hardware extensive
Hardware inventory:
Item                Version  Part number  Serial number  Description
Chassis
Jedec Code: 0x7fb0      EEPROM Version: 0x01
P/N: .....            S/N: .....
Assembly ID: 0x0507      Assembly Version: 00.00
Date: 00-00-0000        Assembly Flags: 0x00
Version: .....
ID: Gibson LCC Chassis
Board Information Record:
Address 0x00: 00 00 00 00 00 00 00 00 00 00 00 00 00 00 00 00
I2C Hex Data:
Address 0x00: 7f b0 01 ff 05 07 00 00 00 00 00 00 00 00 00 00
Address 0x10: 00 00 00 00 00 00 00 00 00 00 00 00 00 00 00 00
Address 0x20: ff ff ff ff ff ff ff ff ff ff ff ff ff 00 00 00
Address 0x30: 00 00 00 00 00 00 00 00 00 00 00 00 00 00 00 00
Address 0x40: 00 00 00 00 00 00 00 00 00 00 00 00 00 00 00 00
Midplane            REV 04  710-002726  AX5633
Jedec Code: 0x7fb0      EEPROM Version: 0x01
P/N: 710-002726.        S/N: S/N AX5633.
Assembly ID: 0x0127      Assembly Version: 01.04
Date: 06-27-2001        Assembly Flags: 0x00
Version: REV 04.....
ID: Gibson Backplane
Board Information Record:
Address 0x00: ad 01 08 00 00 90 69 0e f8 00 ff ff ff ff ff ff
I2C Hex Data:
Address 0x00: 7f b0 01 ff 01 27 01 04 52 45 56 20 30 34 00 00
Address 0x10: 00 00 00 00 37 31 30 2d 30 30 32 37 32 36 00 00
Address 0x20: 53 2f 4e 20 41 58 35 36 33 33 00 00 00 1b 06 07
Address 0x30: d1 ff ff ff ad 01 08 00 00 90 69 0e f8 00 ff ff
Address 0x40: ff ff ff ff ff ff ff ff ff ff ff ff ff ff ff ff
FPM GBUS            REV 02  710-002901  HE3245
...
FPM Display         REV 02  710-002897  HA4873
...
CIP                 REV 05  710-002895  HA4729
...
PEM 1               RevX02  740-002595  MD21815      Power Entry Module
...
SCG 0               REV 04  710-003423  HF6023

```

```

...
SCG 1          REV 04   710-003423   HF6061
...
Routing Engine 0 REV 01   740-005022   210865700292   RE-3.0
...
CB 0           REV 06   710-002728   HE3614
...
FPC 1          REV 01   710-002385   HE3009          FPC Type 1
...
               REV 06   710-001726   HC0010

```

show chassis hardware (T4000 Router)

```
user@host> show chassis hardware
```

```
Hardware inventory:
```

Item	Version	Part number	Serial number	Description
Chassis			JN1172F25AHA	T4000
Midplane	REV 01	710-027486	RC8355	T-series Backplane
FPM GBUS	REV 13	710-002901	BBAE0927	T640 FPM Board
FPM Display	REV 01	710-021387	EF6764	T1600 FPM Display
CIP	REV 06	710-002895	BBAD9210	T-series CIP
PEM 0	REV 01	740-036442	VA00016	Power Entry Module 6x60
SCG 0	REV 18	710-003423	BBAD7248	T640 Sonet Clock Gen.
SCG 1	REV 18	710-003423	BBAE3874	T640 Sonet Clock Gen.
Routing Engine 0	REV 05	740-026941	P737F-002248	RE-DUO-1800
Routing Engine 1	REV 06	740-026941	P737F-002653	RE-DUO-1800
CB 0	REV 09	710-022597	ED0295	LCC Control Board
CB 1	REV 09	710-022597	EA6050	LCC Control Board
FPC 0	REV 26	750-032819	EK1173	FPC Type 5-3D
CPU	REV 12	711-030686	EJ8584	SNG PMB
PIC 0	REV 07	750-034624	EF6837	12x10GE (LAN/WAN) SFPP
Xcvr 0	REV 01	740-031980	123363A01145	SFP+-10G-SR
Xcvr 1	REV 01	740-031980	123363A01147	SFP+-10G-SR
Xcvr 2	REV 01	740-031980	AJJ01P3	SFP+-10G-SR
Xcvr 3	REV 01	740-031980	B10M03256	SFP+-10G-SR
Xcvr 4	REV 01	740-031980	AJJ01M2	SFP+-10G-SR
Xcvr 5	REV 01	740-031980	123363A01137	SFP+-10G-SR
Xcvr 6	REV 01	740-031980	AJJ01PN	SFP+-10G-SR
Xcvr 7	REV 01	740-031980	AJJ01NW	SFP+-10G-SR
Xcvr 8	REV 01	740-031980	123363A01139	SFP+-10G-SR
Xcvr 9	REV 01	740-031980	AJJ01KE	SFP+-10G-SR
Xcvr 10	REV 01	740-031980	123363A01336	SFP+-10G-SR
Xcvr 11	REV 01	740-031980	B10M01325	SFP+-10G-SR
PIC 1	REV 07	750-034624	EF6800	12x10GE (LAN/WAN) SFPP
Xcvr 0	REV 01	740-031980	AJJ01SA	SFP+-10G-SR
Xcvr 1	REV 01	740-031980	AJJ01QZ	SFP+-10G-SR
Xcvr 2	REV 01	740-031980	AJH0217	SFP+-10G-SR
Xcvr 3	REV 01	740-031980	AJJ01TE	SFP+-10G-SR
Xcvr 4	REV 01	740-031980	AJJ01KV	SFP+-10G-SR
Xcvr 5	REV 01	740-031980	AJJ01MU	SFP+-10G-SR
Xcvr 6	REV 01	740-031980	AJJ01R0	SFP+-10G-SR
Xcvr 7	REV 01	740-031980	AJJ01TC	SFP+-10G-SR
Xcvr 8	REV 01	740-031980	AJJ0364	SFP+-10G-SR
Xcvr 9	REV 01	740-031980	AJD0GV3	SFP+-10G-SR
Xcvr 10	REV 01	740-031980	B10M03343	SFP+-10G-SR
Xcvr 11	REV 01	740-031980	AJJ01QJ	SFP+-10G-SR
LMB 0	REV 05	711-034381	EJ8490	Type-0 LMB
LMB 1	REV 04	711-035774	EJ8517	Type-1 LMB
LMB 2	REV 05	711-034381	EJ8489	Type-0 LMB
FPC 3	REV 07	750-032819	EG3637	FPC Type 5-3D
CPU	REV 09	711-030686	EG0150	SNG PMB
PIC 0	REV 08	750-035293	EF3657	1x100GE
Xcvr 0	REV 01	740-032210	C22CQNJ	CFP-100G-LR4
PIC 1	REV 10	750-034624	BBAN4098	12x10GE (LAN/WAN) SFPP

Xcvr 0	REV 01	740-031980	B11J04902	SFP+-10G-SR
Xcvr 1	REV 01	740-031980	B11J04891	SFP+-10G-SR
Xcvr 2	REV 01	740-031980	AJJ01MX	SFP+-10G-SR
Xcvr 3	REV 01	740-031980	B11J04183	SFP+-10G-SR
Xcvr 4	REV 01	740-031980	B11J04894	SFP+-10G-SR
Xcvr 5	REV 01	740-031980	B11J04184	SFP+-10G-SR
Xcvr 6	REV 01	740-031980	B11J04897	SFP+-10G-SR
Xcvr 7	REV 01	740-031980	B11J04899	SFP+-10G-SR
Xcvr 8	REV 01	740-031980	AJJ01TV	SFP+-10G-SR
Xcvr 9	REV 01	740-031980	B11J04057	SFP+-10G-SR
Xcvr 10	REV 01	740-031980	AJJ01M4	SFP+-10G-SR
Xcvr 11	REV 01	740-031980	B11J04905	SFP+-10G-SR
LMB 0	REV 04	711-034381	EG1524	Type-0 LMB
LMB 1	REV 03	711-035774	EG0345	Type-1 LMB
LMB 2	REV 04	711-034381	EG1522	Type-0 LMB
FPC 5	REV 03	710-033871	BBAJ0768	FPC Type 4-ES
CPU	REV 11	710-016744	BBAH9342	ST-PMB2
PIC 0	REV 09	750-029262	EE6789	100GE
PIC 1	REV 03	750-034781	EE6655	100GE CFP
Xcvr 0	REV 01	740-032210	J11A22334	CFP-100G-LR4
BRIDGE 0	REV 03	711-029995	EE6572	100GE Bridge Board
MMB 0	REV 07	710-025563	BBAJ4657	ST-MMB2
MMB 1	REV 07	710-025563	BBAJ3073	ST-MMB2
FPC 6	REV 05	750-010153	EF4936	FPC Type 5-3D
CPU	REV 06	711-030686	EF4189	SNG PMB
PIC 0	REV 10	750-034624	BBAN4109	12x10GE (LAN/WAN) SFPP
Xcvr 0	REV 01	740-031980	B11J04895	SFP+-10G-SR
Xcvr 1	REV 01	740-031980	B11J04898	SFP+-10G-SR
Xcvr 2	REV 01	740-031980	B11J04021	SFP+-10G-SR
Xcvr 3	REV 01	740-031980	B11J04903	SFP+-10G-SR
Xcvr 4	REV 01	740-031980	B11J04311	SFP+-10G-SR
Xcvr 5	REV 01	740-031980	B11J04059	SFP+-10G-SR
Xcvr 6	REV 01	740-031980	B11J04016	SFP+-10G-SR
Xcvr 7	REV 01	740-031980	B11J04017	SFP+-10G-SR
Xcvr 8	REV 01	740-031980	B11J04887	SFP+-10G-SR
Xcvr 9	REV 01	740-031980	B11J04297	SFP+-10G-SR
Xcvr 10	REV 01	740-031980	B11J04893	SFP+-10G-SR
Xcvr 11	REV 01	740-031980	B11J04022	SFP+-10G-SR
PIC 1	REV 02	750-034624	EE3711	12x10GE (LAN/WAN) SFPP
Xcvr 0	REV 01	740-031980	AJH033X	SFP+-10G-SR
Xcvr 1	REV 01	740-031980	AJJ01N0	SFP+-10G-SR
Xcvr 2	REV 01	740-031980	AJJ01SV	SFP+-10G-SR
Xcvr 3	REV 01	740-031980	AJJ032L	SFP+-10G-SR
Xcvr 4	REV 01	740-031980	B10M01593	SFP+-10G-SR
Xcvr 5	REV 01	740-031980	AJD0FF1	SFP+-10G-SR
Xcvr 6	REV 01	740-031980	AJJ01NU	SFP+-10G-SR
Xcvr 7	REV 01	740-031980	123363A01305	SFP+-10G-SR
Xcvr 8	REV 01	740-031980	B10M00361	SFP+-10G-SR
Xcvr 9	REV 01	740-031980	AJJ01M7	SFP+-10G-SR
Xcvr 10	REV 01	740-031980	AJJ032X	SFP+-10G-SR
Xcvr 11	REV 01	740-031980	AJJ01PG	SFP+-10G-SR
LMB 0	REV 04	711-034381	EF3838	Type-0 LMB
LMB 1	REV 03	711-035774	EF3821	Type-1 LMB
LMB 2	REV 04	711-034381	EF3834	Type-0 LMB
SPMB 0	REV 05	710-023321	ED1990	LCC Switch CPU
SPMB 1	REV 05	710-023321	EA2768	LCC Switch CPU
SIB 0	REV 02	711-036340	EF8802	SIB-HC-3D
SIB 1	REV 07	711-036340	EG2286	SIB-HC-3D
SIB 2	REV 07	711-036340	EG2252	SIB-HC-3D
SIB 3	REV 02	711-036340	EF1358	SIB-HC-3D
SIB 4	REV 02	711-036340	EF8806	SIB-HC-3D

Fan Tray 0	Front Top Fan Tray
Fan Tray 1	Front Bottom Fan Tray
-- Rev 2	
Fan Tray 2	Rear Fan Tray -- Rev 3

show chassis hardware
(T4000 Router with 16

user@host> **show chassis hardware**

Hardware inventory:

Item	Version	Part number	Serial number	Description
------	---------	-------------	---------------	-------------

GB line card chassis
(LCC) Routing Engine)

Chassis				JN11BDF2CAHA	T1600
Midplane	REV 01	710-027486	ACAJ0774		T640 Backplane
FPM GBUS	REV 13	710-002901	BBAL6812		T640 FPM Board
FPM Display	REV 04	710-021387	BBAP2679		T1600 FPM Display
CIP	REV 06	710-002895	BBAP4758		T-series CIP
PEM 0	Rev 03	740-026384	XF86421		Power Entry Module 3x80
PEM 1	Rev 03	740-026384	XF86429		Power Entry Module 3x80
SCG 0	REV 18	710-003423	BBAP1896		T640 Sonet Clock Gen.
SCG 1	REV 18	710-003423	BBAN8659		T640 Sonet Clock Gen.
Routing Engine 0	REV 01	740-042243	737F-002238		RE-DUO-1800-16G
Routing Engine 1	REV 01	740-042243	737F-002403		RE-DUO-1800-16G
CB 1	REV 11	710-022597	EK4526		LCC Control Board
CB 1	REV 11	710-022597	EK4527		LCC Control Board
FPC 0	REV 05	710-033871	EK5644		FPC Type 4-ES
CPU	REV 11	710-016744	EK3428		ST-PMB2
PIC 0	REV 20	750-017405	EJ3041		4x 10GE (LAN/WAN) XFP
PIC 1	REV 17	750-026962	EH7536		10x10GE (LAN/WAN) SFPP
MMB 0	REV 07	710-025563	EK6039		ST-MMB2
MMB 1	REV 07	710-025563	EK6086		ST-MMB2
FPC 1	REV 05	710-033871	EK6583		FPC Type 4-ES
CPU	REV 11	710-016744	EK3401		ST-PMB2
PIC 0	REV 17	750-026962	EJ8948		10x10GE (LAN/WAN) SFPP
MMB 0	REV 07	710-025563	EK6202		ST-MMB2
MMB 1	REV 07	710-025563	EK6112		ST-MMB2
SPMB 1	REV 05	710-023321	EK4900		LCC Switch CPU
SIB 0	REV 11	710-013074	EK5958		SIB-I8-SF
SIB 1	REV 11	710-013074	EK4606		SIB-I8-SF
SIB 2	REV 11	710-013074	EK5971		SIB-I8-SF
SIB 3	REV 11	710-013074	EK4609		SIB-I8-SF
SIB 4	REV 11	710-013074	EK4602		SIB-I8-SF
Fan Tray 0					Front Top Fan Tray
Fan Tray 1					Front Bottom Fan Tray
Fan Tray 2					Rear Fan Tray -- Rev 2

show chassis hardware
clei-models (T4000
Router)

user@host> show chassis hardware clei-models					
Hardware inventory:					
Item	Version	Part number	CLEI code	FRU model number	
Midplane	REV 01	710-027486	IPMJ700DRD	CHAS-BP-T1600-S	
FPM Display	REV 01	710-021387		CRAFT-T1600-S	
CIP	REV 06	710-002895		CIP-L-T640-S	
PEM 0	REV 01	740-036442	IPUPAG6KAA	PWR-T-6-60-DC	
SCG 0	REV 18	710-003423		SCG-T-S	
SCG 1	REV 18	710-003423		SCG-T-S	
Routing Engine 0	REV 05	740-026941		RE-DUO-C1800-8G-S	
Routing Engine 1	REV 06	740-026941		RE-DUO-C1800-8G-S	
CB 0	REV 09	710-022597		CB-LCC-S	
CB 1	REV 09	710-022597		CB-LCC-S	
FPC 3					
PIC 0	REV 08	750-035293	XXXXXXXXBB	PF-1CGE-CFP	
PIC 1	REV 10	750-034624	XXXXXXXXCC	PF-12XGE-SFPP	
FPC 5	REV 03	710-033871	IPUCAMBCTD	T1600-FPC4-ES	
PIC 1	REV 03	750-034781	IPUIBKLMMA	PD-1CE-CFP-FPC4	
FPC 6					
PIC 0	REV 10	750-034624	XXXXXXXXCC	PF-12XGE-SFPP	
Fan Tray 0				FANTRAY-T-S	
Fan Tray 1				FANTRAY-T4000-S	
Fan Tray 2				FANTRAY-TXP-R-S	

show chassis hardware

```
user@host> show chassis hardware detail
Hardware inventory:
```

detail (T4000 Router)	Item	Version	Part number	Serial number	Description
	Chassis			JN1172F25AHA	T4000
	Midplane	REV 01	710-027486	RC8355	T-series Backplane
	FPM GBUS	REV 13	710-002901	BBAE0927	T640 FPM Board
	FPM Display	REV 01	710-021387	EF6764	T1600 FPM Display
	CIP	REV 06	710-002895	BBAD9210	T-series CIP
	PEM 0	REV 01	740-036442	VA00016	Power Entry Module 6x60
	SCG 0	REV 18	710-003423	BBAD7248	T640 Sonet Clock Gen.
	SCG 1	REV 18	710-003423	BBAE3874	T640 Sonet Clock Gen.
	Routing Engine 0	REV 05	740-026941	P737F-002248	RE-DUO-1800
	ad0 3823 MB	SMART CF		2009121602A661576157	Compact Flash
	ad1 59690 MB	STEC MACH-8 SSD		STM000103FDB	Disk 1
	Routing Engine 1	REV 06	740-026941	P737F-002653	RE-DUO-1800
	ad0 3823 MB	SMART CF		201011150153F52CF52C	Compact Flash
	ad1 62720 MB	SMART Lite SATA Drive		2010110900150A880A88	Disk 1
	CB 0	REV 09	710-022597	ED0295	LCC Control Board
	CB 1	REV 09	710-022597	EA6050	LCC Control Board
	FPC 0	REV 26	750-032819	EK1173	FPC Type 5-3D
	CPU	REV 12	711-030686	EJ8584	SNG PMB
	PIC 0	REV 07	750-034624	EF6837	12x10GE (LAN/WAN) SFPP
	Xcvr 0	REV 01	740-031980	123363A01145	SFP+-10G-SR
	Xcvr 1	REV 01	740-031980	123363A01147	SFP+-10G-SR
	Xcvr 2	REV 01	740-031980	AJJ01P3	SFP+-10G-SR
	Xcvr 3	REV 01	740-031980	B10M03256	SFP+-10G-SR
	Xcvr 4	REV 01	740-031980	AJJ01M2	SFP+-10G-SR
	Xcvr 5	REV 01	740-031980	123363A01137	SFP+-10G-SR
	Xcvr 6	REV 01	740-031980	AJJ01PN	SFP+-10G-SR
	Xcvr 7	REV 01	740-031980	AJJ01NW	SFP+-10G-SR
	Xcvr 8	REV 01	740-031980	123363A01139	SFP+-10G-SR
	Xcvr 9	REV 01	740-031980	AJJ01KE	SFP+-10G-SR
	Xcvr 10	REV 01	740-031980	123363A01336	SFP+-10G-SR
	Xcvr 11	REV 01	740-031980	B10M01325	SFP+-10G-SR
	PIC 1	REV 07	750-034624	EF6800	12x10GE (LAN/WAN) SFPP
	Xcvr 0	REV 01	740-031980	AJJ01SA	SFP+-10G-SR
	Xcvr 1	REV 01	740-031980	AJJ01QZ	SFP+-10G-SR
	Xcvr 2	REV 01	740-031980	AJH0217	SFP+-10G-SR
	Xcvr 3	REV 01	740-031980	AJJ01TE	SFP+-10G-SR
	Xcvr 4	REV 01	740-031980	AJJ01KV	SFP+-10G-SR
	Xcvr 5	REV 01	740-031980	AJJ01MU	SFP+-10G-SR
	Xcvr 6	REV 01	740-031980	AJJ01R0	SFP+-10G-SR
	Xcvr 7	REV 01	740-031980	AJJ01TC	SFP+-10G-SR
	Xcvr 8	REV 01	740-031980	AJJ0364	SFP+-10G-SR
	Xcvr 9	REV 01	740-031980	AJD0GV3	SFP+-10G-SR
	Xcvr 10	REV 01	740-031980	B10M03343	SFP+-10G-SR
	Xcvr 11	REV 01	740-031980	AJJ01QJ	SFP+-10G-SR
	LMB 0	REV 05	711-034381	EJ8490	Type-0 LMB
	LMB 1	REV 04	711-035774	EJ8517	Type-1 LMB
	LMB 2	REV 05	711-034381	EJ8489	Type-0 LMB
	FPC 3	REV 07	750-032819	EG3637	FPC Type 5-3D
	CPU	REV 09	711-030686	EG0150	SNG PMB
	PIC 0	REV 08	750-035293	EF3657	1x100GE
	Xcvr 0	REV 01	740-032210	C22CQNJ	CFP-100G-LR4
	PIC 1	REV 10	750-034624	BBAN4098	12x10GE (LAN/WAN) SFPP
	Xcvr 0	REV 01	740-031980	B11J04902	SFP+-10G-SR
	Xcvr 1	REV 01	740-031980	B11J04891	SFP+-10G-SR
	Xcvr 2	REV 01	740-031980	AJJ01MX	SFP+-10G-SR
	Xcvr 3	REV 01	740-031980	B11J04183	SFP+-10G-SR
	Xcvr 4	REV 01	740-031980	B11J04894	SFP+-10G-SR
	Xcvr 5	REV 01	740-031980	B11J04184	SFP+-10G-SR
	Xcvr 6	REV 01	740-031980	B11J04897	SFP+-10G-SR
	Xcvr 7	REV 01	740-031980	B11J04899	SFP+-10G-SR

Xcvr 8	REV 01	740-031980	AJJ01TV	SFP+-10G-SR
Xcvr 9	REV 01	740-031980	B11J04057	SFP+-10G-SR
Xcvr 10	REV 01	740-031980	AJJ01M4	SFP+-10G-SR
Xcvr 11	REV 01	740-031980	B11J04905	SFP+-10G-SR
LMB 0	REV 04	711-034381	EG1524	Type-0 LMB
LMB 1	REV 03	711-035774	EG0345	Type-1 LMB
LMB 2	REV 04	711-034381	EG1522	Type-0 LMB
FPC 5	REV 03	710-033871	BBAJ0768	FPC Type 4-ES
CPU	REV 11	710-016744	BBAH9342	ST-PMB2
PIC 0	REV 09	750-029262	EE6789	100GE
PIC 1	REV 03	750-034781	EE6655	100GE CFP
Xcvr 0	REV 01	740-032210	J11A22334	CFP-100G-LR4
BRIDGE 0	REV 03	711-029995	EE6572	100GE Bridge Board
MMB 0	REV 07	710-025563	BBAJ4657	ST-MMB2
MMB 1	REV 07	710-025563	BBAJ3073	ST-MMB2
FPC 6	REV 05	750-010153	EF4936	FPC Type 5-3D
CPU	REV 06	711-030686	EF4189	SNG PMB
PIC 0	REV 10	750-034624	BBAN4109	12x10GE (LAN/WAN) SFPP
Xcvr 0	REV 01	740-031980	B11J04895	SFP+-10G-SR
Xcvr 1	REV 01	740-031980	B11J04898	SFP+-10G-SR
Xcvr 2	REV 01	740-031980	B11J04021	SFP+-10G-SR
Xcvr 3	REV 01	740-031980	B11J04903	SFP+-10G-SR
Xcvr 4	REV 01	740-031980	B11J04311	SFP+-10G-SR
Xcvr 5	REV 01	740-031980	B11J04059	SFP+-10G-SR
Xcvr 6	REV 01	740-031980	B11J04016	SFP+-10G-SR
Xcvr 7	REV 01	740-031980	B11J04017	SFP+-10G-SR
Xcvr 8	REV 01	740-031980	B11J04887	SFP+-10G-SR
Xcvr 9	REV 01	740-031980	B11J04297	SFP+-10G-SR
Xcvr 10	REV 01	740-031980	B11J04893	SFP+-10G-SR
Xcvr 11	REV 01	740-031980	B11J04022	SFP+-10G-SR
PIC 1	REV 02	750-034624	EE3711	12x10GE (LAN/WAN) SFPP
Xcvr 0	REV 01	740-031980	AJH033X	SFP+-10G-SR
Xcvr 1	REV 01	740-031980	AJJ01N0	SFP+-10G-SR
Xcvr 2	REV 01	740-031980	AJJ01SV	SFP+-10G-SR
Xcvr 3	REV 01	740-031980	AJJ032L	SFP+-10G-SR
Xcvr 4	REV 01	740-031980	B10M01593	SFP+-10G-SR
Xcvr 5	REV 01	740-031980	AJD0FF1	SFP+-10G-SR
Xcvr 6	REV 01	740-031980	AJJ01NU	SFP+-10G-SR
Xcvr 7	REV 01	740-031980	123363A01305	SFP+-10G-SR
Xcvr 8	REV 01	740-031980	B10M00361	SFP+-10G-SR
Xcvr 9	REV 01	740-031980	AJJ01M7	SFP+-10G-SR
Xcvr 10	REV 01	740-031980	AJJ032X	SFP+-10G-SR
Xcvr 11	REV 01	740-031980	AJJ01PG	SFP+-10G-SR
LMB 0	REV 04	711-034381	EF3838	Type-0 LMB
LMB 1	REV 03	711-035774	EF3821	Type-1 LMB
LMB 2	REV 04	711-034381	EF3834	Type-0 LMB
SPMB 0	REV 05	710-023321	ED1990	LCC Switch CPU
SPMB 1	REV 05	710-023321	EA2768	LCC Switch CPU
SIB 0	REV 02	711-036340	EF8802	SIB-HC-3D
SIB 1	REV 07	711-036340	EG2286	SIB-HC-3D
SIB 2	REV 07	711-036340	EG2252	SIB-HC-3D
SIB 3	REV 02	711-036340	EF1358	SIB-HC-3D
SIB 4	REV 02	711-036340	EF8806	SIB-HC-3D
Fan Tray 0				Front Top Fan Tray
Fan Tray 1				Front Bottom Fan Tray
-- Rev 2				
Fan Tray 2				Rear Fan Tray -- Rev 3

show chassis hardware
models (T4000)

user@host> show chassis hardware models

Hardware inventory:

Router)

Item	Version	Part number	Serial number	FRU model number
Midplane	REV 01	710-027486	RC8355	CHAS-BP-T1600-S
FPM Display	REV 01	710-021387	EF6764	CRAFT-T1600-S
CIP	REV 06	710-002895	BBAD9210	CIP-L-T640-S
PEM 0	REV 01	740-036442	VA00016	PWR-T-6-60-DC
SCG 0	REV 18	710-003423	BBAD7248	SCG-T-S
SCG 1	REV 18	710-003423	BBAE3874	SCG-T-S
Routing Engine 0	REV 05	740-026941	P737F-002248	RE-DUO-C1800-8G-S
Routing Engine 1	REV 06	740-026941	P737F-002653	RE-DUO-C1800-8G-S
CB 0	REV 09	710-022597	ED0295	CB-LCC-S
CB 1	REV 09	710-022597	EA6050	CB-LCC-S
FPC 3				
PIC 0	REV 08	750-035293	EF3657	PF-1CGE-CFP
PIC 1	REV 10	750-034624	BBAN4098	PF-12XGE-SFPP
FPC 5	REV 03	710-033871	BBAJ0768	T1600-FPC4-ES
PIC 1	REV 03	750-034781	EE6655	PD-1CE-CFP-FPC4
FPC 6				
PIC 0	REV 10	750-034624	BBAN4109	PF-12XGE-SFPP
Fan Tray 0				FANTRAY-T-S
Fan Tray 1				FANTRAY-T4000-S
Fan Tray 2				FAN-REAR-TXP-LCC

show chassis hardware
lcc (TX Matrix Router)

```
user@host> show chassis hardware lcc 0
lcc0-re0:
```

Hardware inventory:

Item	Version	Part number	Serial number	Description
Chassis			65751	T640
Midplane	REV 03	710-005608	RA1408	T640 Backplane
FPM GBUS	REV 09	710-002901	RA2784	T640 FPM Board
FPM Display	REV 05	710-002897	RA2825	FPM Display
CIP	REV 06	710-002895	HT0684	T Series CIP
PEM 0	Rev 11	740-002595	PM18483	Power Entry Module
PEM 1	Rev 11	740-002595	qb13984	Power Entry Module
SCG 0	REV 11	710-003423	HT0022	T640 Sonet Clock Gen.
Routing Engine 0	REV 13	740-005022	210865700363	RE-3.0 (RE-600)
CB 0	REV 03	710-007655	HW1195	Control Board (CB-T)
FPC 1	REV 05	710-007527	HM3245	FPC Type 2
CPU	REV 14	710-001726	HM1084	FPC CPU
PIC 0	REV 02	750-007218	AZ1112	2x OC-12 ATM2 IQ, SMIR
PIC 1	REV 02	750-007745	HG3462	4x OC-3 SONET, SMIR
PIC 2	REV 14	750-001901	BA5390	4x OC-12 SONET, SMIR
PIC 3	REV 09	750-008155	HS3012	2x G/E IQ, 1000 BASE
SFP 0		NON-JNPR	P1186TY	SFP-S
SFP 1	REV 01	740-007326	P11WLTF	SFP-SX
MMB 1	REV 02	710-005555	HL7514	MMB-288mbit
PPB 0	REV 04	710-003758	HM4405	PPB Type 2
PPB 1	REV 04	710-003758	AV1960	PPB Type 2
FPC 2	REV 08	710-010154	HZ3578	E-FPC Type 3
CPU	REV 05	710-010169	HZ3219	FPC CPU-Enhanced
PIC 0	REV 02	750-009567	HX2882	1x 10GE(LAN), XENPAK
SFP 0	REV 01	740-009898	USC202U709	XENPAK-LR
PIC 1	REV 03	750-003336	HJ9954	4x OC-48 SONET, SMSR
PIC 2	REV 01	750-004535	HC0235	1x OC-192 SM SR1
PIC 3	REV 07	750-007141	HX1699	10x 1GE(LAN), 1000 BASE
SFP 0	REV 01	740-007326	2441042	SFP-SX
SFP 1	REV 01	740-007326	2441027	SFP-SX
MMB 0	REV 03	710-010171	HV2365	MMB-5M3-288mbit
MMB 1	REV 03	710-010171	HZ3888	MMB-5M3-288mbit
SPMB 0	REV 09	710-003229	HW5245	T Series Switch CPU

SIB 3	REV 07	710-005781	HR5927	SIB-L8-F16
B Board	REV 06	710-005782	HR5971	SIB-L8-F16 (B)
SIB 4	REV 07	710-005781	HR5903	SIB-L8-F16
B Board	REV 06	710-005782	HZ5275	SIB-L8-F16 (B)

show chassis hardware scc (TX Matrix Router)

```
user@host> show chassis hardware scc
scc-re0:
```

```
-----
Hardware inventory:
Item          Version  Part number  Serial number  Description
Chassis
Midplane      REV 04    710-004396   RB0014         TX Matrix
FPM GBUS      REV 04    710-004617   HW9141         SCC Midplane
FPM Display   REV 04    710-004619   HS5950         SCC FPM
CIP 0         REV 01    710-010218   HV9151         SCC CIP
CIP 1         REV 01    710-010218   HV9152         SCC CIP
PEM 1         Rev 11    740-002595   QB13977        Power Entry Module
Routing Engine 0 REV 05    740-008883   P11123900153  RE-4.0 (RE-1600)
CB 0          REV 01    710-011709   HR5964         Control Board (CB-TX)
SPMB 0        REV 09    710-003229   HW5293         T Series Switch CPU
SIB 3
SIB 4         REV 01    710-005839   HW1177         SIB-S8-F16
B Board       REV 01    710-005840   HW1202         SIB-S8-F16 (B)
```

show chassis hardware (T1600 Router)

```
user@host> show chassis hardware
```

```
Hardware inventory:
Item          Version  Part number  Serial number  Description
Chassis
Midplane      REV 03    710-005608   RC4137         T1600
FPM GBUS      REV 10    710-002901   DT7062         T640 Backplane
FPM Display   REV 05    710-002897   DS3067         T640 FPM Board
CIP           REV 06    710-002895   DT3386         FPM Display
PEM 0         Rev 07    740-017906   UA26344        T-series CIP
PEM 1         Rev 18    740-002595   UF38441        Power Entry Module 3x80
SCG 0         REV 15    710-003423   DV0941         Power Entry Module
Routing Engine 0 REV 08    740-014082   9009014502     T640 Sonet Clock Gen.
Routing Engine 1 REV 07    740-014082   9009009591     RE-A-2000
CB 0          REV 05    710-007655   JA9360         RE-A-2000
CB 1          REV 03    710-017707   DT3251         Control Board (CB-T)
FPC 0         REV 07    710-013558   DR4253         Control Board (CB-T)
CPU           REV 05    710-013563   DS3902         E2-FPC Type 2
PIC 0         REV 01    750-010618   CB5446         FPC CPU-Enhanced
Xcvr 0        REV 01    740-011613   P9F11CW        4x G/E SFP, 1000 BASE
Xcvr 1        REV 01    740-011613   P9F15C2        SFP-SX
Xcvr 2        REV 01    740-011782   PB94K0L        SFP-SX
PIC 1         REV 06    750-001900   HB6399         SFP-SX
PIC 2         REV 14    750-001901   AP1092         1x OC-48 SONET, SMSR
PIC 3         REV 07    750-001900   AR8275         4x OC-12 SONET, SMIR
MMB 1         REV 07    710-010171   DS1524         1x OC-48 SONET, SMSR
FPC 1         REV 06    710-013553   DL9067         MMB-5M3-288mbit
CPU           REV 04    710-013563   DM1685         E2-FPC Type 1
PIC 0         REV 08    750-001072   AB1688         FPC CPU-Enhanced
PIC 1         REV 10    750-012266   JX5519         1x G/E, 1000 BASE-SX
Xcvr 0        REV 01    740-011613   AM0812S8UK6    4x 1GE(LAN), IQ2
Xcvr 2        REV 01    740-011613   AM0812S8UK1    SFP-SX
Xcvr 3        REV 01    740-011782   P8N1YHG        SFP-SX
PIC 2         REV 22    750-005634   DP0083         SFP-SX
MMB 1         REV 07    710-008923   DN1862         1x CHOC12 IQ SONET, SMIR
FPC 2         REV 01    710-005548   HJ9899         MMB 3M 288-bit
FPC 2         REV 01    710-005548   HJ9899         FPC Type 3
```

CPU	REV 06	710-001726	HC0586	FPC CPU
PIC 0	REV 16	750-007141	NC9660	10x 1GE(LAN), 1000 BASE
Xcvr 0	REV 01	740-011613	AM0812S8XAR	SFP-SX
Xcvr 1	REV 01	740-011782	P920E7B	SFP-SX
Xcvr 2	REV 01	740-011613	AM0812S8XAU	SFP-SX
Xcvr 4	REV 01	740-011613	AM0812S8XAK	SFP-SX
Xcvr 5	REV 01	740-011613	AM0812S8XAA	SFP-SX
Xcvr 6	REV 01	740-011613	PAJ4NKY	SFP-SX
Xcvr 7	REV 01	740-011613	AM0812S8UJW	SFP-SX
Xcvr 8	REV 01	740-011782	PB81X89	SFP-SX
Xcvr 9	REV 01	740-011613	AM0812S8UJX	SFP-SX
PIC 1	REV 06	750-015217	DK3280	8x 1GE(TYPE3), IQ2
Xcvr 0	REV 01	740-011782	P8P0A3T	SFP-SX
Xcvr 1	REV 01	740-013111	5090002	SFP-T
Xcvr 2	REV 01	740-011613	AM0814S93BQ	SFP-SX
Xcvr 4		NON-JNPR	PDE0FAN	SFP-SX
Xcvr 5	REV 01	740-011782	P8Q20XY	SFP-SX
Xcvr 6	REV 01	740-011613	AM0812S8UJV	SFP-SX
Xcvr 7	REV 01	740-011613	AM0812S8UP7	SFP-SX
PIC 2	REV 05	750-004695	HT4383	1x Tunnel
PIC 3	REV 17	750-009553	RL0204	4x OC-48 SONET
Xcvr 0	REV 01	740-011785	PDS3T23	SFP-SR
Xcvr 1	REV 01	740-011785	P6Q0F3E	SFP-SR
MMB 0	REV 03	710-004047	HD5843	MMB-288mbit
MMB 1	REV 03	710-004047	HE3208	MMB-288mbit
PPB 0	REV 02	710-002845	HA4524	PPB Type 3
PPB 1	REV 02	710-002845	HA4766	PPB Type 3
FPC 3	REV 01	710-010154	HR0863	E-FPC Type 3
CPU	REV 01	710-010169	HN3422	FPC CPU-Enhanced
PIC 0	REV 07	750-012793	WF5096	1x 10GE(LAN/WAN) IQ2
Xcvr 0		NON-JNPR	M64294TP	XFP-10G-LR
PIC 1	REV 25	750-007141	DV2127	10x 1GE(LAN), 1000 BASE
Xcvr 0	REV 01	740-011613	PFA6LTJ	SFP-SX
Xcvr 1	REV 01	740-011782	P9P0XV4	SFP-SX
Xcvr 2	REV 01	740-011782	P9M0TNX	SFP-SX
Xcvr 4	REV 01	740-011782	P9B0TTP	SFP-SX
Xcvr 5		NON-JNPR	PBS4LED	SFP-SX
PIC 2	REV 17	750-009553	RL0212	4x OC-48 SONET
Xcvr 0	REV 01	740-011785	PDS3T8G	SFP-SR
PIC 3	REV 32	750-003700	DL1279	1x OC-192 12xMM VSR
MMB 0	REV 01	710-010171	HR0821	MMB-288mbit
MMB 1	REV 01	710-010171	HR0818	MMB-288mbit
FPC 4	REV 16	710-013037	EB4919	FPC Type 4-ES
CPU	REV 09	710-016744	BBAA4382	ST-PMB2
PIC 0	REV 03	711-029996	EB1569	100GE
PIC 1	REV 05	711-029999	EB9983	100GE CFP
Xcvr 0	REV 0	740-032210	J10G80746	CFP-100G-LR4
BRIDGE 0	REV 02	711-029995	EB2235	100GE Bridge Board
MMB 0	REV 04	710-025563	BBAA7112	ST-MMB2
MMB 1	REV 04	710-025563	BBAA7149	ST-MMB2
FPC 5	REV 02	710-013037	DE3407	FPC Type 4-ES
CPU	REV 04	710-016744	DA2124	ST-PMB2
PIC 0	REV 16	750-012518	DF2554	4x OC-192 SONET XFP
Xcvr 0	REV 01	740-014279	AA0745N1FX8	XFP-OC192-SR
Xcvr 1	REV 01	740-014279	AA0748N1HN5	XFP-OC192-SR
Xcvr 2	REV 01	740-014279	AA0748N1HT6	XFP-OC192-SR
Xcvr 3	REV 01	740-014279	AA0744N1EC9	XFP-OC192-SR
PIC 1	REV 01	750-010850	JA0329	1x OC-768 SONET SR
MMB 0	REV 04	710-016036	DE9577	ST-MMB2

MMB 1	REV 04	710-016036	DK4060	ST-MMB2
FPC 6	REV 14	710-013037	DV1431	FPC Type 4-ES
CPU	REV 09	710-016744	DT9020	ST-PMB2
PIC 0	REV 11	750-017405	DM6261	4x 10GE (LAN/WAN) XFP
Xcvr 0	REV 01	740-014289	C701XU05Q	XFP-10G-SR
Xcvr 1	REV 01	740-014279	AA0748N1HPT	XFP-10G-LR
Xcvr 2	REV 01	740-014289	T08E19189	XFP-10G-SR
Xcvr 3	REV 01	740-014289	C715XU058	XFP-10G-SR
PIC 1	REV 13	750-017405	DP8772	4x 10GE (LAN/WAN) XFP
Xcvr 0	REV 02	740-011571	C850XJ037	XFP-10G-SR
Xcvr 1	REV 02	740-014289	C839XU0L9	XFP-10G-SR
Xcvr 2	REV 02	740-014289	C834XU05A	XFP-10G-SR
Xcvr 3	REV 02	740-014289	C810XU0CE	XFP-10G-SR
MMB 0	REV 01	710-025563	DT8454	ST-MMB2
MMB 1	REV 01	710-025563	DT8366	ST-MMB2
FPC 7	REV 09	710-007529	HZ7624	FPC Type 3
CPU	REV 15	710-001726	HZ1413	FPC CPU
PIC 0	REV 10	750-012793	DM5627	1x 10GE(LAN/WAN) IQ2
Xcvr 0	REV 02	740-011571	C831XJ062	XFP-10G-SR
PIC 1	REV 01	750-015217	JT6762	8x 1GE(TYPE3), IQ2
Xcvr 0	REV 01	740-011782	P8Q25JU	SFP-SX
Xcvr 1	REV 01	740-011782	P9B0U0K	SFP-SX
PIC 2	REV 01	750-015217	JS4268	8x 1GE(TYPE3), IQ2
Xcvr 0	REV 01	740-011613	AM0812S8XBZ	SFP-SX
Xcvr 1	REV 01	740-011613	AM0812S8XAP	SFP-SX
Xcvr 2	REV 01	740-011613	AM0812S8XBY	SFP-SX
Xcvr 3	REV 01	740-011613	AM0812S8XBX	SFP-SX
Xcvr 4	REV 01	740-011613	P9F1652	SFP-SX
Xcvr 5	REV 01	740-011782	P8Q21YC	SFP-SX
Xcvr 6	REV 01	740-011782	P8Q27HQ	SFP-SX
Xcvr 7	REV 01	740-011613	P8E2SSU	SFP-SX
PIC 3	REV 15	750-009450	NB6790	1x OC-192 SM SR2
MMB 0	REV 03	710-005555	HZ3450	MMB-288mbit
MMB 1	REV 03	710-005555	HZ3415	MMB-288mbit
PPB 0	REV 04	710-002845	HP0887	PPB Type 3
PPB 1	REV 04	710-002845	HW5255	PPB Type 3
SPMB 0	REV 10	710-003229	HX3699	T-series Switch CPU
SPMB 1	REV 12	710-003229	DT3091	T-series Switch CPU
SIB 0	REV 07	710-013074	DS4747	SIB-I8-SF
SIB 1	REV 07	710-013074	DS4942	SIB-I8-SF
SIB 2	REV 07	710-013074	DS4965	SIB-I8-SF
SIB 3	REV 07	710-013074	DS4990	SIB-I8-SF
SIB 4	REV 07	710-013074	DS4944	SIB-I8-SF
Fan Tray 0				Front Top Fan Tray
Fan Tray 1				Front Bottom Fan Tray
Fan Tray 2				Rear Fan Tray -- Rev 2

show chassis hardware (TX Matrix Plus Router)

```
user@host> show chassis hardware
sfc0-re0:
```

Hardware inventory:

Item	Version	Part number	Serial number	Description
Chassis			JN113186EAHB	TXP
Midplane	REV 05	710-022574	TS3822	SFC Midplane
FPM Display	REV 03	710-024027	DW4701	TXP FPM Display
CIP 0	REV 05	710-023792	DW7998	TXP CIP
CIP 1	REV 05	710-023792	DW7999	TXP CIP
PEM 0	Rev 04	740-027463	UM26367	Power Entry Module
PEM 1	Rev 04	740-027463	UM26346	Power Entry Module
Routing Engine 0	REV 06	740-026942	737A-1081	RE-DUO-2600
Routing Engine 1	REV 06	740-026942	737A-1043	RE-DUO-2600

CB 0	REV 05	710-022606	DW4435	SFC Control Board
CB 1	REV 09	710-022606	DW6100	SFC Control Board
SPMB 0		BUILTIN		SFC Switch CPU
SPMB 1		BUILTIN		SFC Switch CPU
SIB F13 0	REV 04	750-024564	DW5764	F13 SIB
B Board	REV 03	710-023431	DW9053	F13 SIB Mezz
SIB F13 3	REV 04	750-024564	DW5785	F13 SIB
B Board	REV 03	710-023431	DW9030	F13 SIB Mezz
SIB F13 6				
SIB F13 8	REV 04	750-024564	DW5752	F13 SIB
B Board	REV 03	710-023431	DW9051	F13 SIB Mezz
SIB F13 11	REV 04	750-024564	DW5782	F13 SIB
B Board	REV 03	710-023431	DW9058	F13 SIB Mezz
SIB F13 12	REV 03	750-024564	DT9466	F13 SIB
B Board	REV 02	710-023431	DT6556	F13 SIB Mezz
SIB F2S 0/0	REV 05	710-022603	DW7898	F2S SIB
B Board	REV 05	710-023787	DW7625	F2S SIB Mezz
SIB F2S 0/2	REV 05	710-022603	DW7811	F2S SIB
B Board	REV 05	710-023787	DW7550	F2S SIB Mezz
SIB F2S 0/4	REV 04	710-022603	DW4873	F2S SIB
B Board	REV 05	710-023787	DW8509	F2S SIB Mezz
SIB F2S 0/6	REV 04	710-022603	DW4867	F2S SIB
B Board	REV 05	710-023787	DW8472	F2S SIB Mezz
SIB F2S 1/0	REV 04	710-022603	DW4871	F2S SIB
B Board	REV 05	710-023787	DW8497	F2S SIB Mezz
SIB F2S 1/2	REV 05	710-022603	DW7868	F2S SIB
B Board	REV 05	710-023787	DW7551	F2S SIB Mezz
SIB F2S 1/4	REV 04	710-022603	DW4854	F2S SIB
B Board	REV 05	710-023787	DW8496	F2S SIB Mezz
SIB F2S 1/6	REV 05	710-022603	DW7889	F2S SIB
B Board	REV 05	710-023787	DW7496	F2S SIB Mezz
SIB F2S 2/0	REV 04	710-022603	DW4852	F2S SIB
B Board	REV 05	710-023787	DW8498	F2S SIB Mezz
SIB F2S 2/2	REV 04	710-022603	DW4845	F2S SIB
B Board	REV 05	710-023787	DW8457	F2S SIB Mezz
SIB F2S 2/4	REV 05	710-022603	DW7802	F2S SIB
B Board	REV 05	710-023787	DW7562	F2S SIB Mezz
SIB F2S 2/6	REV 04	710-022603	DW4822	F2S SIB
B Board	REV 05	710-023787	DW8467	F2S SIB Mezz
SIB F2S 3/0	REV 05	710-022603	DW7815	F2S SIB
B Board	REV 05	710-023787	DW7518	F2S SIB Mezz
SIB F2S 3/2	REV 03	710-022603	DV0068	F2S SIB
B Board	REV 03	710-023787	DT9974	F2S SIB Mezz
SIB F2S 3/4	REV 05	710-022603	DW7874	F2S SIB
B Board	REV 05	710-023787	DW7601	F2S SIB Mezz
SIB F2S 3/6	REV 03	710-022603	DV0033	F2S SIB
B Board	REV 03	710-023787	DT9969	F2S SIB Mezz
SIB F2S 4/0	REV 03	710-022603	DV0043	F2S SIB
B Board	REV 03	710-023787	DT9948	F2S SIB Mezz
SIB F2S 4/2	REV 05	710-022603	DW5446	F2S SIB
B Board	REV 05	710-023787	DW7611	F2S SIB Mezz
SIB F2S 4/4	REV 04	710-022603	DW4826	F2S SIB
B Board	REV 05	710-023787	DW8458	F2S SIB Mezz
SIB F2S 4/6	REV 03	710-022603	DV0026	F2S SIB
B Board	REV 03	710-023787	DT9963	F2S SIB Mezz
Fan Tray 0	REV 02	760-024497	DR8290	Front Fan Tray
Fan Tray 1	REV 02	760-024497	DR8293	Front Fan Tray
Fan Tray 2	REV 05	760-024502	DR8280	Rear Fan Tray
Fan Tray 3				
Fan Tray 4	REV 05	760-024502	DR8276	Rear Fan Tray
Fan Tray 5	REV 02	760-024502	DP5643	Rear Fan Tray

1cc0-re0:

Hardware inventory:

Item	Version	Part number	Serial number	Description
Chassis			JN11036F8AHA	T1600
Midplane	REV 03	710-017247	RC3799	T-series Backplane
FPM GBUS	REV 10	710-002901	DP7009	T640 FPM Board
FPM Display	REV 01	710-021387	DN7026	T1600 FPM Display
CIP	REV 06	710-002895	DP6024	T-series CIP
PEM 1	Rev 02	740-023211	WA50019	Power Entry Module 4x60A
SCG 0	REV 15	710-003423	DR6757	T640 Sonet Clock Gen.
SCG 1	REV 15	710-003423	DS2225	T640 Sonet Clock Gen.
Routing Engine 0	REV 01	740-026941	737F-1040	RE-DUO-1800
Routing Engine 1	REV 01	740-026941	737F-1016	RE-DUO-1800
CB 0	REV 06	710-022597	DX4011	LCC Control Board
CB 1	REV 06	710-022597	DX4017	LCC Control Board
FPC 1	REV 07	710-013035	DN5847	FPC Type 3-ES
CPU	REV 08	710-016744	DP2570	ST-PMB2
PIC 0	REV 05	750-015217	DB0418	8x 1GE(TYPE3), IQ2
Xcvr 0	REV 01	740-011782	P8Q27ZG	SFP-SX
Xcvr 1		NON-JNPR	PDA1U0D	SFP-SX
Xcvr 2	REV 01	740-011613	P9F1ALW	SFP-SX
Xcvr 3	REV 01	740-011782	PBA403V	SFP-SX
Xcvr 4		NON-JNPR	PDE09DP	SFP-SX
Xcvr 5	REV 01	740-011782	PCH2P4K	SFP-SX
Xcvr 6	REV 01	740-011782	PB94K0F	SFP-SX
Xcvr 7	REV 01	740-011782	PBA2R2A	SFP-SX
PIC 1	REV 03	750-004424	HJ4020	1x 10GE(LAN), DWDM
PIC 2	REV 01	750-003336	HG6073	4x OC-48 SONET, SMR
MMB 0	REV 04	710-016036	DP3401	ST-MMB2
FPC 3	REV 12	710-013037	DR1169	FPC Type 4-ES
CPU	REV 08	710-016744	DP9429	ST-PMB2
PIC 0	REV 02	750-010850	JA0332	1x OC-768 SONET SR
MMB 0	REV 04	710-016036	DR0628	ST-MMB2
MMB 1	REV 04	710-016036	DR0592	ST-MMB2
FPC 4	REV 05	710-021534	DR7350	FPC Type 1-ES
CPU	REV 08	710-016744	DP8096	ST-PMB2
PIC 0	REV 04	750-014627	DP9171	4x OC-3 1x OC-12 SFP
Xcvr 0	REV 02	740-011615	PDE2RVR	SFP-SR
PIC 1	REV 22	750-005634	DS5815	1x CHOC12 IQ SONET, SMIR
PIC 2	REV 09	750-002911	CF4539	4x F/E, 100 BASE-TX
PIC 3	REV 08	750-021652	DR2827	1x CHOC12 IQE SONET
Xcvr 0		NON-JNPR	8	UNKNOWN
MMB 0	REV 04	710-016036	DR0809	ST-MMB2
FPC 5	REV 07	710-007529	HS5608	FPC Type 3
CPU	REV 15	710-001726	HX4351	FPC CPU
PIC 0	REV 14	750-009567	WJ8961	1x 10GE(LAN), XENPAK
Xcvr 0	REV 01	740-013170	J05K05961	XENPAK-LR
PIC 1	REV 16	750-007141	JJ8146	10x 1GE(LAN), 1000 BASE
Xcvr 1	REV 01	740-011613	P9F117T	SFP-SX
Xcvr 2	REV 01	740-011782	PBA2VCL	SFP-SX
Xcvr 3	REV 01	740-011782	PB83DRB	SFP-SX
Xcvr 4	REV 01	740-011613	AM0812S8UP8	SFP-SX
PIC 2	REV 12	750-009567	WF3566	1x 10GE(LAN), XENPAK
Xcvr 0	REV 02	740-013170	T07C94489	XENPAK-LR
MMB 0	REV 03	710-005555	HZ1907	MMB-288mbit
MMB 1	REV 03	710-005555	HW5283	MMB-288mbit
PPB 0	REV 04	710-002845	HZ7717	PPB Type 3

PPB 1	REV 04	710-002845	HS0110	PPB Type 3
FPC 6	REV 07	710-013035	DP7486	FPC Type 3-ES
CPU	REV 08	710-016744	DP2545	ST-PMB2
PIC 0	REV 09	750-009567	NE6323	1x 10GE(LAN),XENPAK
Xcvr 0	REV 02	740-013170	T09C71959	XENPAK-LR
PIC 1	REV 06	750-015217	DN4775	8x 1GE(TYPE3), IQ2
Xcvr 0	REV 01	740-011782	P7E0T6M	SFP-SX
Xcvr 1	REV 01	740-011613	AM0812S8XAY	SFP-SX
Xcvr 2	REV 01	740-011782	P7E0T6J	SFP-SX
Xcvr 3	REV 01	740-011782	PCH2P7D	SFP-SX
Xcvr 4	REV 01	740-011782	P9B0QYT	SFP-SX
Xcvr 5	REV 01	740-011613	AM0812S8WQJ	SFP-SX
Xcvr 6	REV 02	740-013111	9301220	SFP-T
Xcvr 7	REV 01	740-011782	P9B0TZ5	SFP-SX
PIC 2	REV 06	750-015217	DM6747	8x 1GE(TYPE3), IQ2
Xcvr 0	REV 01	740-011613	PAP0ZB2	SFP-SX
Xcvr 1	REV 01	740-013111	70191002	SFP-T
Xcvr 6	REV 01	740-011782	PBA29H8	SFP-SX
Xcvr 7	REV 01	740-011613	AM0812S8WQG	SFP-SX
MMB 0	REV 04	710-016036	DP3238	ST-MMB2
FPC 7	REV 03	710-021540	DV3154	FPC Type 2-ES
CPU	REV 09	710-016744	DT9053	ST-PMB2
PIC 0	REV 13	750-001901	HB4225	4x OC-12 SONET, SMIR
PIC 1	REV 05	750-001900	AD3644	1x OC-48 SONET, SMSR
PIC 2	REV 10	750-008155	HV0335	2x G/E IQ, 1000 BASE
Xcvr 0	REV 01	740-011782	PCH2UKF	SFP-SX
Xcvr 1	REV 01	740-011782	PCH2V19	SFP-SX
PIC 3	REV 03	750-014638	JS9493	1x OC-48-12-3 SFP
Xcvr 0	REV 01	740-011785	P6Q0ENK	SFP-SR
MMB 0	REV 05	710-016036	DP3323	ST-MMB2
SPMB 0	REV 04	710-023321	DX3004	LCC Switch CPU
SPMB 1	REV 04	710-023321	DX3009	LCC Switch CPU
SIB 0	REV 07	710-022594	DW4195	LCC SIB
B Board	REV 07	710-023185	DW3930	LCC SIB Mezz
SIB 1	REV 07	710-022594	DW4179	LCC SIB
B Board	REV 07	710-023185	DW3919	LCC SIB Mezz
SIB 2				
SIB 3	REV 06	710-022594	DT8251	LCC SIB
B Board	REV 06	710-023185	DT5792	LCC SIB Mezz
SIB 4	REV 08	710-022594	DW8014	LCC SIB
B Board	REV 07	710-023185	DW3917	LCC SIB Mezz
Fan Tray 0				Front Top Fan Tray
Fan Tray 1				Front Bottom Fan Tray
Fan Tray 2				Rear Fan Tray -- Rev 3

```
lcc1-re0:
```

```
-----
Hardware inventory:
```

Item	Version	Part number	Serial number	Description
Chassis			JN1102270AHA	T1600
Midplane	REV 04	710-017247	RC5358	T-series Backplane
FPM GBUS	REV 10	710-002901	DS3443	T640 FPM Board
FPM Display	REV 01	710-021387	DS6411	T1600 FPM Display
CIP	REV 06	710-002895	DS4235	T-series CIP
PEM 0	Rev 02	740-023211	VM82438	Power Entry Module 4x60A
SCG 0	REV 15	710-003423	DS6649	T640 Sonet Clock Gen.
SCG 1	REV 15	710-003423	DR6775	T640 Sonet Clock Gen.
Routing Engine 0	REV 01	740-026941	737F-1083	RE-DUO-1800
Routing Engine 1	REV 01	740-026941	737F-1104	RE-DUO-1800
CB 0	REV 06	710-022597	DW8542	LCC Control Board
CB 1	REV 06	710-022597	DW8530	LCC Control Board

FPC 0	REV 02	710-010845	JE2392	FPC Type 4
CPU	REV 02	710-011481	JF6820	FPC CPU-Enhanced
PIC 0	REV 11	750-017405	DP7259	4x 10GE (LAN/WAN) XFP
Xcvr 0	REV 01	740-014279	AA0741N1C8T	XFP-10G-LR
Xcvr 1	REV 01	740-014279	AA0746N1GAM	XFP-10G-LR
Xcvr 2	REV 01	740-014279	AA0747N1H0B	XFP-10G-LR
Xcvr 3	REV 01	740-014279	AA0748N1HZ5	XFP-10G-LR
MMB 0	REV 03	710-010842	HY7601	ST-MMB
FPC 1	REV 16	710-013037	BBAA7398	FPC Type 4-ES
CPU	REV 09	710-016744	BBAA2329	ST-PMB2
PIC 0	REV 03	711-029996	EB1575	100GE
PIC 1	REV 06	750-034781	EB9980	100GE CFP
MMB 0	REV 04	710-025563	BBAA5325	ST-MMB2
MMB 1	REV 04	710-025563	BBAA5444	ST-MMB2
FPC 2	REV 16	710-013037	BBAA7185	FPC Type 4-ES
CPU	REV 09	710-016744	BBAA3522	ST-PMB2
PIC 0	REV 03	711-029996	EB1557	100GE
PIC 1	REV 05	750-034781	EB4660	100GE CFP
Xcvr 0	REV 0	740-032210	J10F73666	CFP-100G-LR4
BRIDGE 0	REV 02	711-029995	EB2237	100GE Bridge Board
MMB 0	REV 04	710-025563	BBAA5347	ST-MMB2
MMB 1	REV 04	710-025563	BBAA5401	ST-MMB2
FPC 3	REV 10	710-021534	DZ0941	FPC Type 1-ES
CPU	REV 09	710-016744	DY6364	ST-PMB2
PIC 0	REV 13	750-012266	DK9192	4x 1GE(LAN), IQ2
Xcvr 0	REV 01	740-011613	AM0812S8WVD	SFP-SX
Xcvr 1		NON-JNPR	PDD63Q4	SFP-SX
Xcvr 2		NON-JNPR	PDE4G54	SFP-SX
Xcvr 3		NON-JNPR	PD40MAG	SFP-SX
PIC 1	REV 01	750-007641	HJ2003	1x G/E IQ, 1000 BASE
Xcvr 0	REV 01	740-011613	AM0812S8WVG	SFP-SX
PIC 3	REV 17	750-007444	JB6873	1x CHSTM1 IQ SDH, SMIR
MMB 0	REV 04	710-025563	DZ0281	ST-MMB2
FPC 4	REV 06	710-013035	DK0614	FPC Type 3-ES
CPU	REV 07	710-016744	DK1616	ST-PMB2
PIC 0	REV 22	750-007141	DM1870	10x 1GE(LAN), 1000 BASE
Xcvr 0	REV 01	740-011782	PCL3UKW	SFP-SX
Xcvr 1	REV 01	740-011782	P7E0T73	SFP-SX
Xcvr 2	REV 01	740-007326	P4TOWLR	SFP-SX
Xcvr 3	REV 01	740-011782	PAR1LRL	SFP-SX
Xcvr 4	REV 01	740-011782	P9M0U3Z	SFP-SX
Xcvr 5	REV 01	740-011782	P9M0U0C	SFP-SX
Xcvr 6	REV 01	740-011782	P9M0TLG	SFP-SX
Xcvr 7	REV 01	740-011782	P9M0U0F	SFP-SX
Xcvr 8	REV 01	740-011613	PFA6LAP	SFP-SX
Xcvr 9	REV 01	740-011782	PCH2P0U	SFP-SX
PIC 1	REV 16	750-009450	CV2565	1x OC-192 SM SR2
PIC 2	REV 05	750-004424	HH3057	1x 10GE(LAN), 10GBASE-LR
PIC 3	REV 12	750-013423	DP0403	MultiServices 500
MMB 0	REV 04	710-016036	DK1988	ST-MMB2
FPC 5	REV 07	710-013560	DR0004	E2-FPC Type 3
CPU	REV 05	710-013563	DR0089	FPC CPU-Enhanced
PIC 0	REV 11	750-012793	DR6107	1x 10GE(LAN/WAN) IQ2
Xcvr 0	REV 01	740-014289	C743XU074	XFP-10G-SR
PIC 1	REV 01	750-004695	HD5980	1x Tunnel
PIC 2	REV 32	750-003700	DL3770	1x OC-192 12xMM VSR
PIC 3	REV 12	750-009553	WB8901	4x OC-48 SONET
Xcvr 0	REV 01	740-011785	P9D1GTQ	SFP-SR
Xcvr 1	REV 01	740-011785	PDSOMMB	SFP-SR

Xcvr 3	REV 01	740-011785	PDE1KXP	SFP-SR
MMB 0	REV 07	710-010171	DP7374	MMB-5M3-288mbit
MMB 1	REV 07	710-010171	DP7404	MMB-5M3-288mbit
FPC 6	REV 07	710-013035	DM0994	FPC Type 3-ES
CPU	REV 07	710-016744	DM3651	ST-PMB2
PIC 0	REV 07	750-015217	DN4743	8x 1GE(TYPE3), IQ2
Xcvr 3	REV 01	740-011613	AM0812S8XB0	SFP-SX
Xcvr 4	REV 01	740-011782	PB829RB	SFP-SX
Xcvr 5	REV 01	740-011782	P8J1SYX	SFP-SX
PIC 1	REV 03	750-003336	HJ9954	4x OC-48 SONET, SMSR
PIC 3	REV 02	750-012793	JM7665	1x 10GE(LAN/WAN) IQ2
MMB 0	REV 04	710-016036	DN6913	ST-MMB2
FPC 7	REV 08	710-010845	JM3958	FPC Type 4
CPU	REV 04	710-011481	JK3669	FPC CPU-Enhanced
PIC 0	REV 11	750-017405	DP8837	4x 10GE (LAN/WAN) XFP
Xcvr 1	REV 01	740-014279	753019A00277	XFP-10G-LR
Xcvr 2	REV 02	740-011571	C850XJ00P	XFP-10G-SR
Xcvr 3	REV 01	740-014279	AA0813N1RTG	XFP-10G-LR
MMB 0	REV 04	710-010842	JN1971	ST-MMB
SPMB 0	REV 04	710-023321	DW3629	LCC Switch CPU
SPMB 1	REV 04	710-023321	DW3621	LCC Switch CPU
SIB 0	REV 07	710-022594	DW4200	LCC SIB
B Board	REV 07	710-023185	DW3932	LCC SIB Mezz
SIB 1	REV 07	710-022594	DW4193	LCC SIB
B Board	REV 07	710-023185	DW3904	LCC SIB Mezz
SIB 2				
SIB 3	REV 07	710-022594	DW4210	LCC SIB
B Board	REV 06	710-023185	DT5780	LCC SIB Mezz
SIB 4	REV 08	710-022594	DW8019	LCC SIB
B Board	REV 06	710-023185	DT5795	LCC SIB Mezz
Fan Tray 0				Front Top Fan Tray
Fan Tray 1				Front Bottom Fan Tray
Fan Tray 2				Rear Fan Tray -- Rev 3

show chassis hardware
sfc (TX Matrix Plus
Router)

user@host> show chassis hardware sfc 0
sfc0-re0:

```
-----
Hardware inventory:
Item          Version  Part number  Serial number  Description
Chassis                               JN112F007AHB  TXP
Midplane      REV 05   710-022574   TS4027         SFC Midplane
FPM Display   REV 03   710-024027   DX0282         TXP FPM Display
CIP 0         REV 04   710-023792   DW4889         TXP CIP
CIP 1         REV 04   710-023792   DW4887         TXP CIP
PEM 0         Rev 07   740-027463   UM26368        Power Entry Module
Routing Engine 0 REV 01   740-026942   737A-1064      SFC RE
Routing Engine 1 REV 01   740-026942   737A-1082      SFC RE
CB 0          REV 09   710-022606   DW6099         SFC Control Board
CB 1          REV 09   710-022606   DW6096         SFC Control Board
SPMB 0                               BUILTIN        SFC Switch CPU
SPMB 1                               BUILTIN        SFC Switch CPU
SIB F13 0     REV 04   710-022600   DX0841         F13 SIB
B Board      REV 03   710-023431   DX0966         F13 SIB Mezz
SIB F13 1     REV 04   750-024564   DW5776         F13 SIB
B Board      REV 03   710-023431   DW9028         F13 SIB
SIB F13 3     REV 04   750-024564   DW5762         F13 SIB
B Board      REV 03   710-023431   DW9059         F13 SIB
SIB F13 4     REV 04   750-024564   DW5797         F13 SIB
B Board      REV 03   710-023431   DW9041         F13 SIB
SIB F13 6     REV 04   750-024564   DW5770         F13 SIB
B Board      REV 03   710-023431   DW9079         F13 SIB Mezz
```

SIB F13 7	REV 04	750-024564	DW5758	F13 SIB
B Board	REV 03	710-023431	DW9047	F13 SIB
SIB F13 8	REV 04	750-024564	DW5761	F13 SIB
B Board	REV 03	710-023431	DW9043	F13 SIB Mezz
SIB F13 9	REV 04	750-024564	DW5754	F13 SIB
B Board	REV 03	710-023431	DW9078	F13 SIB Mezz
SIB F13 11	REV 04	710-022600	DX0826	F13 SIB
B Board	REV 03	710-023431	DX0967	F13 SIB Mezz
SIB F13 12	REV 04	750-024564	DW5794	F13 SIB
B Board	REV 03	710-023431	DW9044	F13 SIB Mezz
SIB F2S 0/0	REV 05	710-022603	DW7897	F2S SIB
B Board	REV 05	710-023787	DW7657	NEO PMB
SIB F2S 0/2	REV 05	710-022603	DW7833	F2S SIB
B Board	REV 05	710-023787	DW7526	NEO PMB
SIB F2S 0/4	REV 05	710-022603	DW7875	F2S SIB
B Board	REV 05	710-023787	DW7588	NEO PMB
SIB F2S 0/6	REV 05	710-022603	DW7860	F2S SIB
B Board	REV 05	710-023787	DW7589	NEO PMB
SIB F2S 1/0	REV 04	710-022603	DW4820	F2S SIB
B Board	REV 05	710-023787	DW8510	NEO PMB
SIB F2S 1/2	REV 05	710-022603	DW7849	F2S SIB
B Board	REV 05	710-023787	DW7525	NEO PMB
SIB F2S 1/4	REV 05	710-022603	DW7927	F2S SIB
B Board	REV 05	710-023787	DW7556	F2S SIB Mezz
SIB F2S 1/6	REV 05	710-022603	DW7866	F2S SIB
B Board	REV 05	710-023787	DW7651	NEO PMB
SIB F2S 2/0	REV 05	710-022603	DW7880	F2S SIB
B Board	REV 05	710-023787	DW7523	NEO PMB
SIB F2S 2/2	REV 05	710-022603	DW7895	F2S SIB
B Board	REV 05	710-023787	DW7591	NEO PMB
SIB F2S 2/4	REV 05	710-022603	DW7907	F2S SIB
B Board	REV 05	710-023787	DW7590	NEO PMB
SIB F2S 2/6	REV 05	710-022603	DW7785	F2S SIB
B Board	REV 05	710-023787	DW7524	NEO PMB
SIB F2S 3/0	REV 05	710-022603	DW7782	F2S SIB
B Board	REV 05	710-023787	DW7634	NEO PMB
SIB F2S 3/2	REV 05	710-022603	DW7793	F2S SIB
B Board	REV 05	710-023787	DW7548	NEO PMB
SIB F2S 3/4	REV 05	710-022603	DW7779	F2S SIB
B Board	REV 05	710-023787	DW7587	NEO PMB
SIB F2S 3/6	REV 05	710-022603	DW7930	F2S SIB
B Board	REV 05	710-023787	DW7505	NEO PMB
SIB F2S 4/0	REV 05	710-022603	DW7867	F2S SIB
B Board	REV 05	710-023787	DW7656	NEO PMB
SIB F2S 4/2	REV 05	710-022603	DW7917	F2S SIB
B Board	REV 05	710-023787	DW7640	NEO PMB
SIB F2S 4/4	REV 05	710-022603	DW7929	F2S SIB
B Board	REV 05	710-023787	DW7643	NEO PMB
SIB F2S 4/6	REV 05	710-022603	DW7870	F2S SIB
B Board	REV 05	710-023787	DW7635	NEO PMB
Fan Tray 0	REV 06	760-024497	DV7831	Front Fan Tray
Fan Tray 1	REV 06	760-024497	DV9614	Front Fan Tray
Fan Tray 2	REV 06	760-024502	DV9618	Rear Fan Tray
Fan Tray 3	REV 06	760-024502	DV9616	Rear Fan Tray
Fan Tray 4	REV 06	760-024502	DV7807	Rear Fan Tray
Fan Tray 5	REV 06	760-024502	DV7828	Rear Fan Tray

show chassis hardware
extensive (TX Matrix
Plus Router)

user@host> show chassis hardware extensive
sfc0-re0:

Hardware inventory:

```

Item          Version  Part number  Serial number  Description
Chassis
Jedec Code:   0x7fb0          EEPROM Version: 0x02
                                   S/N:             JN112F007AHB
Assembly ID:  0x052c          Assembly Version: 00.00
Date:         00-00-0000      Assembly Flags:  0x00
ID: TXP
Board Information Record:
Address 0x00: 00 00 00 00 00 00 00 00 00 00 00 00 00 00 00 00
I2C Hex Data:
Address 0x00: 7f b0 02 ff 05 2c 00 00 00 00 00 00 00 00 00 00
Address 0x10: 00 00 00 00 00 00 00 00 00 00 00 00 00 00 00 00
Address 0x20: 4a 4e 31 31 32 46 30 30 37 41 48 42 00 00 00 00
Address 0x30: 00 00 00 00 00 00 00 00 00 00 00 00 00 00 00 00
Address 0x40: 00 00 00 00 00 00 00 00 00 00 00 00 00 00 00 00
Address 0x50: 00 00 00 00 00 00 00 00 00 00 00 00 00 00 00 00
Address 0x60: 00 00 00 00 00 00 00 00 00 00 00 00 00 00 00 00
Address 0x70: 00 00 00 00 00 00 00 00 00 00 00 00 00 00 00 00
Midplane      REV 05    710-022574  TS4027          SFC Midplane
Jedec Code:   0x7fb0          EEPROM Version: 0x01
P/N:         710-022574      S/N:           S/N TS4027
Assembly ID:  0x0962          Assembly Version: 01.05
Date:         03-23-2009      Assembly Flags: 0x00
Version:      REV 05
ID: SFC Midplane
Board Information Record:
Address 0x00: ad 01 ff ff 00 1d b5 14 00 00 ff ff ff ff ff ff
I2C Hex Data:
Address 0x00: 7f b0 01 ff 09 62 01 05 52 45 56 20 30 35 00 00
Address 0x10: 00 00 00 00 37 31 30 2d 30 32 32 35 37 34 00 00
Address 0x20: 53 2f 4e 20 54 53 34 30 32 37 00 00 00 17 03 07
Address 0x30: d9 ff ff ff ad 01 ff ff 00 1d b5 14 00 00 ff ff
Address 0x40: ff ff ff ff 00 ff ff ff ff ff ff ff ff ff ff ff
Address 0x50: ff ff ff ff ff ff ff ff ff ff ff ff ff ff ff ff
Address 0x60: ff ff ff ff ff ff ff ff ff ff ff ff ff ff ff ff
Address 0x70: ff ff ff ff ff ff ff ff ff ff ff ff ff ff ff ff
FPM Display   REV 03    710-024027  DX0282          TXP FPM Display
Jedec Code:   0x7fb0          EEPROM Version: 0x01
P/N:         710-024027      S/N:           S/N DX0282
Assembly ID:  0x096c          Assembly Version: 01.03
Date:         02-10-2009      Assembly Flags: 0x00
Version:      REV 03
ID: TXP FPM Display          FRU Model Number: CRAFT-TXP
Board Information Record:
Address 0x00: ff ff ff ff ff ff ff ff ff ff ff ff ff ff ff ff
I2C Hex Data:
Address 0x00: 7f b0 01 ff 09 6c 01 03 52 45 56 20 30 33 00 00
Address 0x10: 00 00 00 00 37 31 30 2d 30 32 34 30 32 37 00 00
Address 0x20: 53 2f 4e 20 44 58 30 32 38 32 00 00 00 0a 02 07
Address 0x30: d9 ff ff ff ff ff ff ff ff ff ff ff ff ff ff ff
Address 0x40: ff ff ff ff 01 00 00 00 00 00 00 00 00 00 00 43
Address 0x50: 52 41 46 54 2d 54 58 50 00 00 00 00 00 00 00 00
Address 0x60: 00 00 00 00 00 00 ff ff ff ff ff ff ff ff ff ff
Address 0x70: ff ff ff ff ff ff ff ff ff ff ff ff ff ff ff ff
CIP 0         REV 04    710-023792  DW4889          TXP CIP
Jedec Code:   0x7fb0          EEPROM Version: 0x01
P/N:         710-023792      S/N:           S/N DW4889
Assembly ID:  0x0969          Assembly Version: 01.04
Date:         01-26-2009      Assembly Flags: 0x00
Version:      REV 04
ID: TXP CIP                FRU Model Number: CIP-TXP

```

Board Information Record:

Address 0x00: ff ff ff ff ff ff ff ff ff ff ff ff ff ff ff ff

show chassis hardware
clei-models (TX Matrix
Plus Router)

user@host> show chassis hardware clei-models
sfc0-re0:

Hardware inventory:

Item	Version	Part number	CLEI code	FRU model number
Midplane	REV 05	710-022574		CHAS-BP-TXP-S
FPM Display	REV 03	710-024027		CRAFT-TXP-S
CIP 0	REV 05	710-023792		CIP-TXP-S
CIP 1	REV 05	710-023792		CIP-TXP-S
PEM 0	Rev 04	740-027463	IPUPAFGKTA	PWR-TXP-7-60-DC
PEM 1	Rev 04	740-027463	IPUPAFGKTA	PWR-TXP-7-60-DC
Routing Engine 0	REV 06	740-026942		RE-DUO-C2600-16G-S
Routing Engine 1	REV 06	740-026942		RE-DUO-C2600-16G-S
CB 0	REV 05	710-022606		CB-TXP-S
CB 1	REV 09	710-022606		CB-TXP-S
SIB F13 0	REV 04	750-024564		SIB-TXP-F13
SIB F13 3	REV 04	750-024564		SIB-TXP-F13
SIB F13 8	REV 04	750-024564		SIB-TXP-F13
SIB F13 11	REV 04	750-024564		SIB-TXP-F13
SIB F13 12	REV 03	750-024564		SIB-TXP-F13
SIB F2S 0/0	REV 05	710-022603		SIB-TXP-F2S-S
SIB F2S 0/2	REV 05	710-022603		SIB-TXP-F2S-S
SIB F2S 0/4	REV 04	710-022603		SIB-TXP-F2S-S
SIB F2S 0/6	REV 04	710-022603		SIB-TXP-F2S-S
SIB F2S 1/0	REV 04	710-022603		SIB-TXP-F2S-S
SIB F2S 1/2	REV 05	710-022603		SIB-TXP-F2S-S
SIB F2S 1/4	REV 04	710-022603		SIB-TXP-F2S-S
SIB F2S 1/6	REV 05	710-022603		SIB-TXP-F2S-S
SIB F2S 2/0	REV 04	710-022603		SIB-TXP-F2S-S
SIB F2S 2/2	REV 04	710-022603		SIB-TXP-F2S-S
SIB F2S 2/4	REV 05	710-022603		SIB-TXP-F2S-S
SIB F2S 2/6	REV 04	710-022603		SIB-TXP-F2S-S
SIB F2S 3/0	REV 05	710-022603		SIB-TXP-F2S-S
SIB F2S 3/2	REV 03	710-022603		SIB-TXP-F2S-S
SIB F2S 3/4	REV 05	710-022603		SIB-TXP-F2S-S
SIB F2S 3/6	REV 03	710-022603		SIB-TXP-F2S-S
SIB F2S 4/0	REV 03	710-022603		SIB-TXP-F2S-S
SIB F2S 4/2	REV 05	710-022603		SIB-TXP-F2S-S
SIB F2S 4/4	REV 04	710-022603		SIB-TXP-F2S-S
SIB F2S 4/6	REV 03	710-022603		SIB-TXP-F2S-S
Fan Tray 0	REV 02	760-024497		FANTRAY-TXP-H-S
Fan Tray 1	REV 02	760-024497		FANTRAY-TXP-H-S
Fan Tray 2	REV 05	760-024502		FANTRAY-TXP-V-S
Fan Tray 3				
Fan Tray 4	REV 05	760-024502		FANTRAY-TXP-V-S
Fan Tray 5	REV 02	760-024502		FANTRAY-TXP-V-S

lcc0-re0:

Hardware inventory:

Item	Version	Part number	CLEI code	FRU model number
Midplane	REV 03	710-017247		CHAS-BP-T1600-S
FPM Display	REV 01	710-021387		CRAFT-T1600-S
CIP	REV 06	710-002895		CIP-L-T640-S
PEM 1	Rev 02	740-023211	IPUPAC8KTA	PWR-T1600-4-60-DC-S
SCG 0	REV 15	710-003423		SCG-T-S
SCG 1	REV 15	710-003423		SCG-T-S
Routing Engine 0	REV 01	740-026941		RE-DUO-C1800-8G-S

Routing Engine 1	REV 01	740-026941	RE-DUO-C1800-8G-S
CB 0	REV 06	710-022597	CB-LCC-S
CB 1	REV 06	710-022597	CB-LCC-S
FPC 1	REV 07	710-013035	T640-FPC3-ES
PIC 0	REV 05	750-015217	PC-8GE-TYPE3-SFP-IQ2
PIC 1	REV 03	750-004424	PC-1XGE-LR
PIC 2	REV 01	750-003336	PC-40C48-SON-SMSR
FPC 3	REV 12	710-013037	T1600-FPC4-ES
PIC 0	REV 02	750-010850	PD-10C768-SON-SR
FPC 4	REV 05	710-021534	T640-FPC1-ES
PIC 0	REV 04	750-014627	PB-40C3-10C12-SON-SFP
PIC 1	REV 22	750-005634	PB-1CHOC12SMIR-QPP
PIC 2	REV 09	750-002911	PB-4FE-TX
PIC 3	REV 08	750-021652	PB-1CHOC12-STM4-IQE-SFP
FPC 5	REV 07	710-007529	T640-FPC3
PIC 0	REV 14	750-009567	PC-1XGE-XENPAK
PIC 1	REV 16	750-007141	PC-10GE-SFP
PIC 2	REV 12	750-009567	PC-1XGE-XENPAK
FPC 6	REV 07	710-013035	T640-FPC3-ES
PIC 0	REV 09	750-009567	PC-1XGE-XENPAK
PIC 1	REV 06	750-015217	PC-8GE-TYPE3-SFP-IQ2
PIC 2	REV 06	750-015217	PC-8GE-TYPE3-SFP-IQ2
FPC 7	REV 03	710-021540	T640-FPC2-ES
PIC 0	REV 13	750-001901	PB-40C12-SON-SMIR
PIC 1	REV 05	750-001900	PB-10C48-SON-SMSR
PIC 2	REV 10	750-008155	PB-2GE-SFP-QPP
PIC 3	REV 03	750-014638	PB-10C48-SON-B-SFP
SIB 0	REV 07	710-022594	SIB-TXP-T1600-S
SIB 1	REV 07	710-022594	SIB-TXP-T1600-S
SIB 3	REV 06	710-022594	SIB-TXP-T1600-S
SIB 4	REV 08	710-022594	SIB-TXP-T1600-S
Fan Tray 0			FANTRAY-T-S
Fan Tray 1			FANTRAY-T-S
Fan Tray 2			FANTRAY-TXP-R-S

```
lcc1-re0:
```

```
-----
Hardware inventory:
```

Item	Version	Part number	CLEI code	FRU model number
Midplane	REV 04	710-017247		CHAS-BP-T1600-S
FPM Display	REV 01	710-021387		CRAFT-T1600-S
CIP	REV 06	710-002895		CIP-L-T640-S
PEM 0	Rev 02	740-023211	IPUPAC8KTA	PWR-T1600-4-60-DC-S
SCG 0	REV 15	710-003423		SCG-T-S
SCG 1	REV 15	710-003423		SCG-T-S
Routing Engine 0	REV 01	740-026941		RE-DUO-C1800-8G-S
Routing Engine 1	REV 01	740-026941		RE-DUO-C1800-8G-S
CB 0	REV 06	710-022597		CB-LCC-S
CB 1	REV 06	710-022597		CB-LCC-S
FPC 0	REV 02	710-010845		T640-FPC4-ES
PIC 0	REV 11	750-017405		PD-4XGE-XFP
FPC 1	REV 16	710-013037		T1600-FPC4-ES
PIC 1	REV 06	750-034781		PD-1CE-CFP
FPC 2	REV 16	710-013037		T1600-FPC4-ES
PIC 1	REV 05	750-034781		PD-1CE-CFP
FPC 3	REV 10	710-021534		T640-FPC1-ES
PIC 0	REV 13	750-012266		PB-4GE-TYPE1-SFP-IQ2
PIC 1	REV 01	750-007641		PE-1GE-SFP-QPP
PIC 3	REV 17	750-007444		PB-1CHSTM1-SMIR-QPP
FPC 4	REV 06	710-013035		T640-FPC3-ES
PIC 0	REV 22	750-007141		PC-10GE-SFP

PIC 1	REV 16	750-009450	PC-10C192-SON-SR2
PIC 2	REV 05	750-004424	PC-1XGE-LR
PIC 3	REV 12	750-013423	PC-MS-500-3
FPC 5	REV 07	710-013560	T640-FPC3-E2
PIC 0	REV 11	750-012793	PC-1XGE-TYPE3-XFP-IQ2
PIC 1	REV 01	750-004695	PC-TUNNEL
PIC 2	REV 32	750-003700	PC-10C192-SON-VSR
PIC 3	REV 12	750-009553	PC-40C48-SON-SFP
FPC 6	REV 07	710-013035	T640-FPC3-ES
PIC 0	REV 07	750-015217	PC-8GE-TYPE3-SFP-IQ2
PIC 1	REV 03	750-003336	PC-40C48-SON-SMSR
PIC 3	REV 02	750-012793	PC-1XGE-TYPE3-XFP-IQ2
FPC 7	REV 08	710-010845	T640-FPC4-ES
PIC 0	REV 11	750-017405	PD-4XGE-XFP
SIB 0	REV 07	710-022594	SIB-TXP-T1600-S
SIB 1	REV 07	710-022594	SIB-TXP-T1600-S
SIB 3	REV 07	710-022594	SIB-TXP-T1600-S
SIB 4	REV 08	710-022594	SIB-TXP-T1600-S
Fan Tray 0			FANTRAY-T-S
Fan Tray 1			FANTRAY-T-S
Fan Tray 2			FANTRAY-TXP-R-S

show chassis hardware detail (TX Matrix Plus Router)

```
user@host> show chassis hardware detail
sfc0-re0:
```

```
-----
```

Hardware inventory:				
Item	Version	Part number	Serial number	Description
Chassis			JN111B023AHB	TXP
Midplane			TR7990	SFC Midplane
FPM Display	REV 03	710-024027	DW4699	TXP FPM Display
CIP 0	REV 01	710-023792	DR1437	TXP CIP
CIP 1	REV 02	710-023792	DS4564	TXP CIP
PEM 0	Rev 07	740-027463	UM26360	Power Entry Module
Routing Engine 0	REV 01	740-026942	737A-1024	SFC RE
ad0	3887 MB	SMART CF	200811050193CEB1CEB1	Compact Flash
ad1	30533 MB	SAMSUNG MCBQE32G8MPP-0V	SY814A0762	Disk 1
Routing Engine 1	REV 01	740-026942	737A-1024	SFC RE
ad0	3887 MB	SMART CF	20081105004C19A019A0	Compact Flash
ad1	30533 MB	SAMSUNG MCBQE32G8MPP-0V	SY814A0794	Disk 1
CB 0	REV 03	710-022606	DR7134	SFC Control Board
CB 1	REV 01	710-022606	DP8890	SFC Control Board
SPMB 0		BUILTIN		SFC Switch CPU
SPMB 1		BUILTIN		SFC Switch CPU
SIB F13 0	REV 03	750-024564	DT9478	F13 SIB
B Board	REV 02	710-023431	DT6554	F13 SIB
SIB F13 1	REV 03	750-024564	DT9454	F13 SIB
B Board	REV 02	710-023431	DT6551	F13 SIB
SIB F2S 0/0	REV 02	710-022603	DT2838	F2S SIB
B Board	REV 02	710-023787	DT1725	NEO PMB
SIB F2S 0/2	REV 02	710-022603	DT2824	F2S SIB
B Board	REV 02	710-023787	DT1706	NEO PMB
SIB F2S 0/4	REV 02	710-022603	DT2822	F2S SIB
B Board	REV 02	710-023787	DT1696	NEO PMB
SIB F2S 0/6	REV 02	710-022603	DT2823	F2S SIB
B Board	REV 02	710-023787	DT1717	NEO PMB
SIB F2S 1/0	REV 03	710-022603	DV0059	F2S SIB
B Board	REV 03	710-023787	DT9942	NEO PMB
SIB F2S 1/2	REV 02	710-022603	DT2826	F2S SIB
B Board	REV 02	710-023787	DT1713	NEO PMB
SIB F2S 1/4	REV 03	710-022603	DV0092	F2S SIB
B Board	REV 03	710-023787	DV0000	NEO PMB

SIB F2S 1/6	REV 03	710-022603	DV0079	F2S SIB
B Board	REV 03	710-023787	DT9972	NEO PMB
SIB F2S 2/0	REV 03	710-022603	DV0100	F2S SIB
B Board	REV 03	710-023787	DT9925	NEO PMB
SIB F2S 2/2	REV 03	710-022603	DV0050	F2S SIB
B Board	REV 03	710-023787	DV0005	NEO PMB
SIB F2S 2/4	REV 03	710-022603	DV0097	F2S SIB
B Board	REV 03	710-023787	DT9936	NEO PMB
Fan Tray 0	REV 02	760-024497	DR8286	Front Fan Tray
Fan Tray 1	REV 06	760-024497	DV9624	Front Fan Tray
Fan Tray 2	REV 02	760-024502	DR8259	Rear Fan Tray
Fan Tray 3	REV 02	760-024502	DR8270	Rear Fan Tray
Fan Tray 4	REV 02	760-024502	DR8284	Rear Fan Tray
Fan Tray 5	REV 06	760-024502	DV7813	Rear Fan Tray

lcc0-re0:

Hardware inventory:

Item	Version	Part number	Serial number	Description
Chassis			JN1101F27AHA	T1600
Midplane	REV 04	710-017247	RC5317	T Series Backplane
FPM GBUS	REV 10	710-002901	DS8197	T640 FPM Board
FPM Display	REV 01	710-021387	DS6433	T1600 FPM Display
CIP	REV 06	710-002895	DS1493	T Series CIP
PEM 0	Rev 08	740-017906	UD26601	Power Entry Module 3x80
SCG 0	REV 15	710-003423	DP5847	T640 Sonet Clock Gen.
SCG 1	REV 15	710-003423	DR0924	T640 Sonet Clock Gen.
Routing Engine 0	REV 01	740-026942	737F-1024	LCC RE
ad0 3887 MB	SMART CF		2008110502B63E513E51	Compact Flash
ad1 30533 MB	SAMSUNG MCBQE32G8MPP-0V	SY814A1208		Disk 1
Routing Engine 1	REV 01	740-026942	737F-1024	LCC RE
ad0 3887 MB	SMART CF		2008110500F9A8A8A8A8	Compact Flash
ad1 30533 MB	SAMSUNG MCBQE32G8MPP-0V	SY814A1076		Disk 1
CB 0	REV 05	710-022597	DV4264	LCC Control Board
CB 1	REV 03	710-022597	DP8558	LCC Control Board
FPC 0	REV 14	710-013037	DS9967	FPC Type 4-ES
CPU	REV 08	710-016744	DS3989	ST-PMB2
PIC 0	REV 12	750-013198	DL7506	1x Tunnel
PIC 1	REV 12	750-013198	DL7505	1x Tunnel
MMB 0	REV 01	710-025563	DS8524	ST-MMB2
MMB 1	REV 01	710-025563	DS8373	ST-MMB2
FPC 1	REV 14	710-013037	DT0027	FPC Type 4-ES
CPU	REV 09	710-016744	DS7684	ST-PMB2
PIC 0	REV 12	750-013198	DL7512	1x Tunnel
PIC 1	REV 12	750-013198	DL7498	1x Tunnel
MMB 0	REV 01	710-025563	DS8494	ST-MMB2
MMB 1	REV 01	710-025563	DS8436	ST-MMB2
SPMB 0	REV 04	710-023321	DV3867	LCC Switch CPU
SPMB 1	REV 02	710-023321	DP0238	LCC Switch CPU
SIB 0	REV 06	710-022594	DT8268	LCC SIB
B Board	REV 06	710-023185	DT5791	LCC SIB Mezz
SIB 1	REV 06	710-022594	DT8261	LCC SIB
B Board	REV 06	710-023185	DT5769	LCC SIB Mezz
SIB 2	REV 04	710-022594	DS2315	LCC SIB
B Board	REV 06	710-023185	DT5788	LCC SIB Mezz
SIB 3	REV 06	710-022594	DT8253	LCC SIB
B Board	REV 06	710-023185	DT5811	LCC SIB Mezz
SIB 4	REV 06	710-022594	DT8248	LCC SIB
B Board	REV 06	710-023185	DT5812	LCC SIB Mezz
Fan Tray 0				Front Top Fan Tray
Fan Tray 1				Front Bottom Fan Tray

**show chassis hardware
models (TX Matrix
Plus Router)**

Fan Tray 2

Rear Fan Tray

```
user@host> show chassis hardware models
sfc0-re0:
```

Hardware inventory:

Item	Version	Part number	Serial number	FRU model number
FPM Display	REV 03	710-024027	DX0282	CRAFT-TXP
CIP 0	REV 04	710-023792	DW4889	CIP-TXP
CIP 1	REV 04	710-023792	DW4887	CIP-TXP
PEM 0	Rev 07	740-027463	UM26368	yyyyyyyyyyyyyyyyyyyy
Routing Engine 0	REV 01	740-026942	737A-1064	RE-TXP-SFC-DU0-2600-16G
Routing Engine 1	REV 01	740-026942	737A-1082	RE-TXP-SFC-DU0-2600-16G
CB 0	REV 09	710-022606	DW6099	CB-TXP
CB 1	REV 09	710-022606	DW6096	CB-TXP
SIB F13 1	REV 04	750-024564	DW5776	SIB-TXP-F13
SIB F13 3	REV 04	750-024564	DW5762	SIB-TXP-F13
SIB F13 4	REV 04	750-024564	DW5797	SIB-TXP-F13
SIB F13 6	REV 04	750-024564	DW5770	SIB-TXP-F13
SIB F13 7	REV 04	750-024564	DW5758	SIB-TXP-F13
SIB F13 8	REV 04	750-024564	DW5761	SIB-TXP-F13
SIB F13 9	REV 04	750-024564	DW5754	SIB-TXP-F13
SIB F13 12	REV 04	750-024564	DW5794	SIB-TXP-F13
SIB F2S 0/0	REV 05	710-022603	DW7897	
SIB F2S 0/2	REV 05	710-022603	DW7833	
SIB F2S 0/4	REV 05	710-022603	DW7875	
SIB F2S 0/6	REV 05	710-022603	DW7860	
SIB F2S 1/0	REV 04	710-022603	DW4820	
SIB F2S 1/2	REV 05	710-022603	DW7849	
SIB F2S 1/4	REV 05	710-022603	DW7927	SIB-TXP-F2S
SIB F2S 1/6	REV 05	710-022603	DW7866	
SIB F2S 2/0	REV 05	710-022603	DW7880	
SIB F2S 2/2	REV 05	710-022603	DW7895	
SIB F2S 2/4	REV 05	710-022603	DW7907	
SIB F2S 2/6	REV 05	710-022603	DW7785	
SIB F2S 3/0	REV 05	710-022603	DW7782	
SIB F2S 3/2	REV 05	710-022603	DW7793	
SIB F2S 3/4	REV 05	710-022603	DW7779	
SIB F2S 3/6	REV 05	710-022603	DW7930	
SIB F2S 4/0	REV 05	710-022603	DW7867	
SIB F2S 4/2	REV 05	710-022603	DW7917	
SIB F2S 4/4	REV 05	710-022603	DW7929	
SIB F2S 4/6	REV 05	710-022603	DW7870	
Fan Tray 0	REV 06	760-024497	DV7831	FANTRAY-TXP-F
Fan Tray 1	REV 06	760-024497	DV9614	FANTRAY-TXP-F
Fan Tray 2	REV 06	760-024502	DV9618	FANTRAY-TXP-R
Fan Tray 3	REV 06	760-024502	DV9616	FANTRAY-TXP-R
Fan Tray 4	REV 06	760-024502	DV7807	FANTRAY-TXP-R
Fan Tray 5	REV 06	760-024502	DV7828	FANTRAY-TXP-R

lcc0-re0:

Hardware inventory:

Item	Version	Part number	Serial number	FRU model number
Midplane	REV 03	710-017247	RC3765	CHAS-BP-T1600-S
FPM Display	REV 01	710-021387	DN5441	CRAFT-T1600-S
CIP	REV 06	710-002895	DP6021	CIP-L-T640-S
PEM 0	Rev 07	740-017906	UA26384	PWR-T1600-3-80-DC-S
PEM 1	Rev 07	740-017906	UA26296	PWR-T1600-3-80-DC-S
SCG 0	REV 15	710-003423	DR0875	SCG-T-S
CB 0	REV 06	710-022597	DW8534	CB-LCC

CB 1	REV 06	710-022597	DW8527	CB-LCC
FPC 4	REV 12	710-013037	DJ8717	T1600-FPC4-ES
PIC 0	REV 11	750-017405	DP8795	PD-4XGE-XFP
PIC 1	REV 11	750-017405	DP8794	PD-4XGE-XFP
FPC 6	REV 14	710-013037	DS5335	T1600-FPC4-ES
PIC 0	REV 13	750-017405	DS7634	PD-4XGE-XFP
PIC 1	REV 13	750-017405	DS7637	PD-4XGE-XFP
FPC 7	REV 07	710-013035	DM0990	T1600-FPC3-ES
PIC 0	REV 16	750-007141	JJ8067	PC-10GE-SFP
PIC 1	REV 08	750-015749	WE9598	PC-10C192-SON-XFP
PIC 2	REV 10	750-009450	HX6466	PC-10C192-SON-SR2
SIB 0	REV 08	710-022594	DW8033	SIB-TXP-T1600-S
SIB 1	REV 08	710-022594	DW8044	SIB-TXP-T1600-S
SIB 2	REV 08	710-022594	DW8020	SIB-TXP-T1600-S
SIB 3	REV 08	710-022594	DW8063	SIB-TXP-T1600-S
SIB 4	REV 08	710-022594	DW8064	SIB-TXP-T1600-S
Fan Tray 0				FANTRAY-T-S
Fan Tray 1				FANTRAY-T-S
Fan Tray 2				FANTRAY-TXP-R-S

lcc1-re0:

Hardware inventory:

Item	Version	Part number	Serial number	FRU model number
Midplane	REV 04	710-017247	RC5361	CHAS-BP-T1600-S
FPM Display	REV 01	710-021387	DS6430	CRAFT-T1600-S
CIP	REV 06	710-002895	DS4239	CIP-L-T640-S
PEM 0	Rev 08	740-017906	UD26649	PWR-T1600-3-80-DC-S
SCG 0	REV 15	710-003423	DP5820	SCG-T-S
CB 0	REV 06	710-022597	DW8523	CB-LCC
CB 1	REV 06	710-022597	DW8528	CB-LCC
FPC 4	REV 12	710-013037	DP8509	T1600-FPC4-ES
PIC 0	REV 11	750-017405	DP8808	PD-4XGE-XFP
PIC 1	REV 11	750-017405	DP7263	PD-4XGE-XFP
FPC 6	REV 14	710-013037	DS9961	T1600-FPC4-ES
PIC 0	REV 13	750-017405	DS5532	PD-4XGE-XFP
PIC 1	REV 13	750-017405	DS7639	PD-4XGE-XFP
FPC 7	REV 03	710-013035	DF5564	T1600-FPC3-ES
PIC 0	REV 16	750-007141	JJ8063	PC-10GE-SFP
SIB 0	REV 08	710-022594	DW8035	SIB-TXP-T1600-S
SIB 1	REV 10	710-022594	DX7672	SIB-TXP-T1600-S
SIB 2	REV 08	710-022594	DW8060	SIB-TXP-T1600-S
SIB 3	REV 08	710-022594	DW8072	SIB-TXP-T1600-S
SIB 4	REV 08	710-022594	DW8043	SIB-TXP-T1600-S
Fan Tray 0				FANTRAY-T-S
Fan Tray 1				FANTRAY-T-S
Fan Tray 2				FANTRAY-TXP-R-S

lcc2-re0:

Hardware inventory:

Item	Version	Part number	Serial number	FRU model number
Midplane	REV 03	710-017247	RC3956	CHAS-BP-T1600-S
FPM Display	REV 01	710-021387	DN7030	CRAFT-T1600-S
CIP	REV 06	710-002895	DM3962	CIP-L-T640-S
PEM 0	Rev 08	740-017906	UD26519	PWR-T1600-3-80-DC-S
PEM 1	Rev 07	740-017906	UC26601	PWR-T1600-3-80-DC-S
SCG 0	REV 15	710-003423	DP0277	SCG-T-S
CB 0	REV 06	710-022597	DW8524	CB-LCC
CB 1	REV 06	710-022597	DW8536	CB-LCC
FPC 4	REV 12	710-013037	DR1194	T1600-FPC4-ES

PIC 0	REV 11	750-017405	DP8811	PD-4XGE-XFP
PIC 1	REV 11	750-017405	DP8823	PD-4XGE-XFP
FPC 5	REV 12	710-013037	DR1184	T1600-FPC4-ES
PIC 1	REV 11	750-017405	DP4744	PD-4XGE-XFP
FPC 6	REV 12	710-013037	DN8622	T1600-FPC4-ES
PIC 0	REV 14	750-012518	JY9924	PD-40C192-SON-XFP
PIC 1	REV 11	750-017405	DP8776	PD-4XGE-XFP
FPC 7	REV 04	710-013560	JR3968	T640-FPC3-E2
PIC 0	REV 16	750-007141	NC9330	PC-10GE-SFP
SIB 0	REV 07	710-022594	DW4217	SIB-TXP-T1600-S
SIB 1	REV 07	710-022594	DW4213	SIB-TXP-T1600-S
SIB 2	REV 07	710-022594	DW4189	SIB-TXP-T1600-S
SIB 3	REV 07	710-022594	DW4173	SIB-TXP-T1600-S
SIB 4	REV 07	710-022594	DW4201	SIB-TXP-T1600-S
Fan Tray 0				FANTRAY-T-S
Fan Tray 1				FANTRAY-T-S
Fan Tray 2				FANTRAY-TXP-R-S

```
lcc3-re0:
```

```
-----
Hardware inventory:
```

Item	Version	Part number	Serial number	FRU model number
Midplane	REV 04	710-017247	RC5319	CHAS-BP-T1600-S
FPM Display	REV 01	710-021387	DS6402	CRAFT-T1600-S
CIP	REV 06	710-002895	DR9973	CIP-L-T640-S
PEM 0	Rev 07	740-017906	UC26496	PWR-T1600-3-80-DC-S
PEM 1	Rev 07	740-017906	UC26599	PWR-T1600-3-80-DC-S
SCG 0	REV 15	710-003423	DP5831	SCG-T-S
CB 0	REV 06	710-022597	DW8533	CB-LCC
CB 1	REV 06	710-022597	DW8538	CB-LCC
FPC 0	REV 14	710-013037	DS5345	T1600-FPC4-ES
PIC 0	REV 13	750-017405	DS7641	PD-4XGE-XFP
PIC 1	REV 13	750-017405	DS5479	PD-4XGE-XFP
FPC 1	REV 14	710-013037	DS7338	T1600-FPC4-ES
PIC 0	REV 13	750-017405	DS7631	PD-4XGE-XFP
PIC 1	REV 13	750-017405	DS7632	PD-4XGE-XFP
FPC 2	REV 14	710-013037	DS9962	T1600-FPC4-ES
PIC 0	REV 13	750-017405	DS7581	PD-4XGE-XFP
PIC 1	REV 13	750-017405	DS7627	PD-4XGE-XFP
FPC 4	REV 10	710-010845	JZ6573	T640-FPC4-ES
PIC 0	REV 14	750-012518	JT5124	PD-40C192-SON-XFP
FPC 5	REV 14	710-013037	DT0016	T1600-FPC4-ES
PIC 0	REV 14	750-012518	JY9918	PD-40C192-SON-XFP
FPC 7	REV 07	710-013035	DM0967	T1600-FPC3-ES
PIC 0	REV 16	750-007141	JJ8059	PC-10GE-SFP
PIC 1	REV 13	750-004695	DM5712	PC-TUNNEL
SIB 0	REV 07	710-022594	DW4174	SIB-TXP-T1600-S
SIB 1	REV 07	710-022594	DW4207	SIB-TXP-T1600-S
SIB 2	REV 06	710-022594	DT8231	SIB-TXP-T1600-S
SIB 3	REV 07	710-022594	DW4175	SIB-TXP-T1600-S
SIB 4	REV 07	710-022594	DW4209	SIB-TXP-T1600-S
Fan Tray 0				FANTRAY-T-S
Fan Tray 1				FANTRAY-T-S
Fan Tray 2				FANTRAY-TXP-R-S

```
show chassis hardware
(16-Port 10-Gigabit
Ethernet MPC with
```

```
user@host> show chassis hardware
```

```
Hardware inventory:
```

Item	Version	Part number	Serial number	Description
Chassis			JN112D865AFA	MX960

SFP+ Optics [MX Series Routers])

Midplane	REV 03	710-013698	TS3339	MX960 Backplane
FPM Board	REV 03	710-014974	WW6267	Front Panel Display
PDM	Rev 03	740-013110	QCS12485026	Power Distribution
Module PEM 0	Rev 04	740-013682	QCS12434086	PS 1.7kW; 200-240VAC
in PEM 1	Rev 04	740-013682	QCS1243408Z	PS 1.7kW; 200-240VAC
in PEM 2	Rev 04	740-013682	QCS1243407X	PS 1.7kW; 200-240VAC
in Routing Engine 0	REV 07	740-015113	9009009677	RE-S-1300
Routing Engine 1	REV 07	740-015113	9009011510	RE-S-1300
CB 0	REV 03	710-021523	XF0394	MX SCB
CB 1	REV 03	710-021523	XF0550	MX SCB
CB 2	REV 03	710-021523	XD7455	MX SCB
FPC 4	REV 02	750-028467	JR6127	MPC M 16x 10GE
CPU	REV 02	711-029089	JX0129	AS PMB
PIC 0		BUILTIN	BUILTIN	4x 10GE(LAN) SFP+
PIC 1		BUILTIN	BUILTIN	4x 10GE(LAN) SFP+
PIC 2		BUILTIN	BUILTIN	4x 10GE(LAN) SFP+
PIC 3		BUILTIN	BUILTIN	4x 10GE(LAN) SFP+
Fan Tray 0	REV 05	740-014971	TP9990	Fan Tray
Fan Tray 1	REV 05	740-014971	VS1709	Fan Tray

show chassis hardware (MPC3E [MX Series Routers])

user@host> show chassis hardware

Hardware inventory:

Item	Version	Part number	Serial number	Description
Chassis			JN1101AFEAFB	MX480
Midplane	REV 05	710-017414	TR4444	MX480 Midplane
FPM Board	REV 02	710-017254	KG6056	Front Panel Display
PEM 0	Rev 03	740-017330	QCS082090FC	PS 1.2-1.7kW; 100-240V
PEM 1	Rev 03	740-017330	QCS082090FD	PS 1.2-1.7kW; 100-240V
Routing Engine 0	REV 07	740-013063	9009004124	RE-S-2000
Routing Engine 1	REV 07	740-013063	9009005569	RE-S-2000
CB 0	REV 07	710-021523	XZ3587	MX SCB
CB 1	REV 03	710-021523	KH8306	MX SCB
FPC 1	REV 04.1.07	750-033205	P1240	MPCE Type 3D
CPU	REV 01	711-035209	YL0504	HMPD PMB 2G
MIC 1	REV 10	750-033199	YX4495	1X100GE CFP
PIC 2		BUILTIN	BUILTIN	1X100GE CFP
Xcvr 0	REV 01	740-032210	C22CQNE	CFP-100G-LR4
FPC 2	REV 26	750-016670	KH0045	DPCE 40x 1GE R EQ
CPU	REV 07	710-013713	KF5448	DPC PMB
PIC 0		BUILTIN	BUILTIN	10x 1GE(LAN) EQ
Xcvr 0	REV 01	740-011613	PF21JHU	SFP-SX
PIC 1		BUILTIN	BUILTIN	10x 1GE(LAN) EQ
Xcvr 9	REV 01	740-011613	AM0813S8ZL6	SFP-SX
PIC 2		BUILTIN	BUILTIN	10x 1GE(LAN) EQ
Xcvr 0	REV 02	740-011613	PGL2KYF	SFP-SX
Xcvr 2	REV 01	740-011613	AM0806S8N4P	SFP-SX
PIC 3		BUILTIN	BUILTIN	10x 1GE(LAN) EQ
Xcvr 5	REV 01	740-011613	AM0815S967N	SFP-SX
Xcvr 7	REV 01	740-011613	AM0806S8N1X	SFP-SX
Xcvr 8	REV 01	740-011613	AM0815S967J	SFP-SX
Xcvr 9	REV 01	740-011613	AM0815S967M	SFP-SX
FPC 3	REV 12.2.09	750-033205	YR9443	MPCE Type 3D
CPU	REV 03	711-035209	YL6931	HMPD PMB 2G

MIC 0	REV 05	750-033199	YR3269	1X100GE CFP
PIC 0		BUILTIN	BUILTIN	1X100GE CFP
Xcvr 0	REV 01	740-032210	ULH0KG3	CFP-100G-LR4
MIC 1	REV 02	750-033199	YG3245	1X100GE CFP
PIC 2		BUILTIN	BUILTIN	1X100GE CFP
Xcvr 0	REV 01	740-032210	ULH0KGF	CFP-100G-LR4
FPC 4	REV 12.3.09	750-033205	YR9437	MPCE Type 3D
CPU	REV 03	711-035209	YT5857	HMPC PMB 2G
MIC 0	REV 05	750-033199	YR3295	1X100GE CFP
PIC 0		BUILTIN	BUILTIN	1X100GE CFP
Xcvr 0		NON-JNPR	X12000187	CFP-100G-SR10
MIC 1	REV 10	750-033199	YX4518	1X100GE CFP
PIC 2		BUILTIN	BUILTIN	1X100GE CFP
Xcvr 0	REV 01	740-035329	X12J00008	CFP-100G-SR10
FPC 5	REV 06	750-024884	JW9769	MPC Type 2 3D EQ
CPU	REV 02	711-028401	JR6158	MPC PMB 2G Proto
MIC 0	REV 05	750-028387	JR6197	3D 4x 10GE XFP
PIC 0		BUILTIN	BUILTIN	2x 10GE XFP
Xcvr 0	REV 01	740-014289	T07M71112	XFP-10G-SR
Xcvr 1	REV 02	740-014289	T08L85610	XFP-10G-SR
PIC 1		BUILTIN	BUILTIN	2x 10GE XFP
MIC 1	REV 22	750-028392	YM0053	3D 20x 1GE(LAN) SFP
PIC 2		BUILTIN	BUILTIN	10x 1GE(LAN) SFP
Xcvr 0	REV 01	740-011613	AM0703S005B	SFP-SX
Xcvr 1	REV 01	740-011613	E07L01352	SFP-SX
PIC 3		BUILTIN	BUILTIN	10x 1GE(LAN) SFP
Xcvr 5	REV 01	740-013111	6500217	SFP-T
Xcvr 9	REV 02	740-013111	8499527	SFP-T
Fan Tray				Left Fan Tray

The PIC number for MIC 1 always starts from 2 (even if the first MIC is a 1X100GE CFP or a legacy MIC).

show chassis hardware (QFX3500 Switches)

```
user@switch> show chassis hardware
```

Hardware inventory:				
Item	Version	Part number	Serial number	Description
Chassis				QFX3500
Routing Engine 0		BUILTIN	BUILTIN	QFX Routing Engine
FPC 0	REV 04	750-044071	BBAR3902	QFX3500-48S4Q-AFI
CPU		BUILTIN	BUILTIN	FPC CPU
PIC 0		BUILTIN	BUILTIN	48x 10G-SFP+
PIC 1		BUILTIN	BUILTIN	15x 10G-SFP+
MGMT BRD	REV 02	750-044063	BBAR0398	QFX3500-MGMT-SFP-AF0
Xcvr 0	REV 01	740-011614	AC0946S0BD1	SFP-LX10
Xcvr 1	REV 02	740-013111	A281922	SFP-T
Power Supply 0	Rev 04	740-032091	UI00677	JPSU-650W-AC-AFI
Power Supply 1	REV 00	740-041741	VJ00162	JPSU-650W-AC-AF0
Fan Tray 0				QFX Fan Tray, Back to
Front Airflow				
Fan Tray 1				QFX Fan Tray, Back to
Front Airflow				
Fan Tray 2				QFX Fan Tray, Back to
Front Airflow				

show chassis hardware detail (QFX3500 Switches)

```
user@switch> show chassis hardware detail
```

Hardware inventory:				
Item	Version	Part number	Serial number	Description
Chassis			JN000TEST5	QFX3500
Routing Engine 0		BUILTIN	BUILTIN	QFX Routing Engine

FPC 0	REV 05	750-036931	EE0823	QFX3500-48S4Q-AFI
CPU		BUILTIN	BUILTIN	FPC CPU
PIC 0		BUILTIN	BUILTIN	48x 10G-SFP+
Xcvr 0	REV 01	740-030589	S99E270079	SFP+-10G-LPBK
Xcvr 1	REV 01	740-030589	S9AK450099	SFP+-10G-LPBK
Xcvr 2	REV 01	740-030589	S99E270078	SFP+-10G-LPBK
Xcvr 3	REV 01	740-030589	S9AK450098	SFP+-10G-LPBK
Xcvr 4	REV 01	740-030589	S99E270075	SFP+-10G-LPBK
Xcvr 5	REV 01	740-030589	S9AK450093	SFP+-10G-LPBK
Xcvr 6	REV 01	740-030589	S9AK450097	SFP+-10G-LPBK
Xcvr 7	REV 01	740-030589	S9AK450095	SFP+-10G-LPBK
Xcvr 8	REV 01	740-030589	S99E270072	SFP+-10G-LPBK
Xcvr 9	REV 01	740-030589	S99E270073	SFP+-10G-LPBK
Xcvr 10	REV 01	740-030589	S99E270080	SFP+-10G-LPBK
Xcvr 11	REV 01	740-030589	S9AK450169	SFP+-10G-LPBK
Xcvr 12	REV 01	740-030589	S99E270076	SFP+-10G-LPBK
Xcvr 13	REV 01	740-030589	S9AK450167	SFP+-10G-LPBK
Xcvr 14	REV 01	740-030589	S9AK450170	SFP+-10G-LPBK
Xcvr 15	REV 01	740-030589	S9AK450166	SFP+-10G-LPBK
Xcvr 16	REV 01	740-030589	S9AK450092	SFP+-10G-LPBK
Xcvr 17	REV 01	740-030589	S9AK450163	SFP+-10G-LPBK
Xcvr 18	REV 01	740-030589	S9AK450094	SFP+-10G-LPBK
Xcvr 19	REV 01	740-030589	S9AK450100	SFP+-10G-LPBK
Xcvr 20	REV 01	740-030589	S9AK450168	SFP+-10G-LPBK
Xcvr 21	REV 01	740-030589	S9AK450165	SFP+-10G-LPBK
Xcvr 22	REV 01	740-030589	S9AK450073	SFP+-10G-LPBK
Xcvr 23	REV 01	740-030589	S9AK450164	SFP+-10G-LPBK
Xcvr 24	REV 01	740-030589	S9AK450074	SFP+-10G-LPBK
Xcvr 25	REV 01	740-030589	SA62270195	SFP+-10G-LPBK
Xcvr 26	REV 01	740-030589	S9AK450078	SFP+-10G-LPBK
Xcvr 27	REV 01	740-030589	S9AK450024	SFP+-10G-LPBK
Xcvr 28	REV 01	740-030589	S9AK450027	SFP+-10G-LPBK
Xcvr 29	REV 01	740-030589	S9AK450080	SFP+-10G-LPBK
Xcvr 30	REV 01	740-030589	S9AK450030	SFP+-10G-LPBK
Xcvr 31	REV 01	740-030589	S9AK450025	SFP+-10G-LPBK
Xcvr 32	REV 01	740-030589	S9AK450023	SFP+-10G-LPBK
Xcvr 33	REV 01	740-030589	S9AK450075	SFP+-10G-LPBK
Xcvr 34	REV 01	740-030589	S9AK450161	SFP+-10G-LPBK
Xcvr 35	REV 01	740-030589	S9AK450071	SFP+-10G-LPBK
Xcvr 36	REV 01	740-030589	S9AK450072	SFP+-10G-LPBK
Xcvr 37	REV 01	740-030589	S9AK450022	SFP+-10G-LPBK
Xcvr 38	REV 01	740-030589	S9AK450021	SFP+-10G-LPBK
Xcvr 39	REV 01	740-030589	S9AK450175	SFP+-10G-LPBK
Xcvr 40	REV 01	740-030589	S9AK450162	SFP+-10G-LPBK
Xcvr 41	REV 01	740-030589	S99E270074	SFP+-10G-LPBK
Xcvr 42	REV 01	740-030589	S9AK450174	SFP+-10G-LPBK
Xcvr 43	REV 01	740-030589	S9AK450077	SFP+-10G-LPBK
Xcvr 44	REV 01	740-030589	S9AK450076	SFP+-10G-LPBK
Xcvr 45	REV 01	740-030589	S9AK450026	SFP+-10G-LPBK
Xcvr 46	REV 01	740-030589	S9AK450079	SFP+-10G-LPBK
Xcvr 47	REV 01	740-030589	S9AK450029	SFP+-10G-LPBK
PIC 1		BUILTIN	BUILTIN	15x 10G-SFP+
Xcvr 1	REV 01	740-032986	QA170087	QSFP+-40G-SR4
Xcvr 4	REV 01	740-032986	QA360442	QSFP+-40G-SR4
Xcvr 8	REV 01	740-032986	QA170091	QSFP+-40G-SR4
Xcvr 12	REV 01	740-032986	QA170042	QSFP+-40G-SR4
MGMT BRD	REV 08	750-036946	EE0731	QFX3500-MB
Power Supply 0	Rev 04	740-032091	UI00690	QFX PS 650W AC
Power Supply 1	Rev 04	740-032091	UI00679	QFX PS 650W AC

```

Fan Tray 0
Fan Tray 1
QFX Fan Tray
QFX Fan Tray

```

show chassis hardware models (QFX3500 Switches)

```

user@switch> show chassis hardware models
Hardware inventory:
Item          Version  Part number  Serial number  FRU model number
Routing Engine 0
FPC 0         REV 02    711-032234   EC4074
Power Supply 0  PSMI 2C  11-d65800   --

```

show chassis hardware clei-models (QFX3500 Switches)

```

user@switch> show chassis hardware clei-models
Hardware inventory:
Item          Version  Part number  CLEI code      FRU model number
Routing Engine 0
FPC 0         REV 02    711-032234
Power Supply 0  PSMI 2C  11-d65800

```

show chassis hardware interconnect-device (QFabric Systems)

```

user@switch> show chassis hardware interconnect-device interconnect1
Hardware inventory:
Item          Version  Part number  Serial number  Description
Chassis       REV 07
Midplane      REV 07    750-021261   BH0208188289  QFX_olive
CB 0          REV 07    750-021261   BH0208188289  QFXIC08-CB4S

```

show chassis hardware node-device (QFabric Systems)

```

user@switch> show chassis hardware node-device node1
Routing Engine 0  BUILTIN  BUILTIN  QFX Routing Engine
node1            REV 05    711-032234  ED3694    QFX3500-48S4Q-AFI

CPU
PIC 0
Xcvr 8           REV 01    740-030658  AD0946A028B  FPC CPU
                                     48x 10G-SFP+
                                     SFP+-10G-USR
...

```

show chassis hardware (PTX5000 Packet Transport Switch)

```

user@switch> show chassis hardware
Hardware inventory:
Item          Version  Part number  Serial number  Description
Chassis
Midplane      REV 03    711-031896   ABAC5589      PTX5000
FPM           REV 08    760-030647   EG1679        Front Panel Display
PDU 0         Rev 05    740-032019   ZE00006       DC Power Dist Unit
  PSM 0        Rev 05    740-032022   ZJ00018       DC 12V Power Supply
  PSM 1        Rev 04    740-032022   ZC00052       DC 12V Power Supply
  PSM 2        Rev 04    740-032022   ZD00051       DC 12V Power Supply
  PSM 3        Rev 05    740-032022   ZJ00060       DC 12V Power Supply
CCG 0         REV 04    750-030653   EG3703        Clock Generator
CCG 1         REV 04    750-030653   EG3698        Clock Generator
Routing Engine 0  REV 05    740-026942   P737A-002231  RE-DUO-2600
Routing Engine 1  REV 06    740-026942   P737A-002438  RE-DUO-2600
CB 0          REV 08    750-030625   EG5519        Control Board
CB 1          REV 08    750-030625   EG5516        Control Board
FPC 0         REV 18    750-036844   EJ3080        FPC
  CPU         REV 12    711-030686   EJ3260        SNG PMB
FPC 2         REV 13    750-036844   EG5065        FPC
  CPU         REV 09    711-030686   EG4082        SNG PMB
  PIC 0        REV 14    750-031913   EG5127        24x 10GE(LAN) SFP+
  Xcvr 0       REV 01    740-031980   143363A00240  SFP+-10G-SR

```

Xcvr 1	REV 01	740-031981	UK90PZ1	SFP+-10G-LR
Xcvr 2	REV 01	740-031980	AD1141A04XH	SFP+-10G-SR
Xcvr 3	REV 01	740-031981	UK90Q46	SFP+-10G-LR
Xcvr 4	REV 01	740-031980	AD1141A04X4	SFP+-10G-SR
Xcvr 6	REV 01	740-031980	B11H02560	SFP+-10G-SR
Xcvr 7	REV 01	740-031980	B11C01589	SFP+-10G-SR
Xcvr 8	REV 01	740-031980	AD1141A04XF	SFP+-10G-SR
Xcvr 10	REV 01	740-031980	123363A01094	SFP+-10G-SR
Xcvr 11	REV 01	740-031980	AK80LKF	SFP+-10G-SR
Xcvr 12	REV 01	740-031980	183363A01528	SFP+-10G-SR
Xcvr 14	REV 01	740-031980	193363A01079	SFP+-10G-SR
Xcvr 15	REV 01	740-031980	AK80MC8	SFP+-10G-SR
Xcvr 16	REV 01	740-031980	AJCOBHC	SFP+-10G-SR
Xcvr 19	REV 01	740-021309	J08D26856	SFP+-10G-LR
Xcvr 21	REV 01	740-031980	AK80KCT	SFP+-10G-SR
Xcvr 22	REV 01	740-031981	UK90PZL	SFP+-10G-LR
Xcvr 23	REV 01	740-031980	AK80N1V	SFP+-10G-SR
FPC 3	REV 13	750-036844	EG5074	FPC
CPU	REV 09	711-030686	EG4064	SNG PMB
PIC 1	REV 10	750-031903	EG0325	SNG Load
FPC 5	REV 06	750-036844	EH3198	FPC
CPU				
PIC 0	REV 14	750-031913	EG5134	24x 10GE(LAN) SFP+
Xcvr 0	REV 01	740-031980	AK80LBH	SFP+-10G-SR
Xcvr 1	REV 01	740-031980	B11B03724	SFP+-10G-SR
Xcvr 2	REV 01	740-031980	AK80FMH	SFP+-10G-SR
Xcvr 5	REV 01	740-031980	B11J00818	SFP+-10G-SR
Xcvr 6	REV 01	740-031980	193363A00743	SFP+-10G-SR
Xcvr 7	REV 01	740-031980	B11B06125	SFP+-10G-SR
Xcvr 10	REV 01	740-031980	B11H02529	SFP+-10G-SR
Xcvr 11	REV 01	740-031980	AK80LFB	SFP+-10G-SR
Xcvr 12	REV 01	740-031980	193363A01061	SFP+-10G-SR
Xcvr 15	REV 01	740-031980	B11J00687	SFP+-10G-SR
Xcvr 16	REV 01	740-031980	193363A00738	SFP+-10G-SR
Xcvr 18	REV 01	740-031980	AK80MQX	SFP+-10G-SR
Xcvr 19	REV 01	740-021309	J08C17257	SFP+-10G-LR
Xcvr 22	REV 01	740-031980	B11J00730	SFP+-10G-SR
Xcvr 23	REV 01	740-031980	AK80KEE	SFP+-10G-SR
PIC 1	REV 08	750-036710	EG3105	2x 40GE CFP
Xcvr 0	REV 01	740-034554	B260HLT	CFP-40G-LR4
Xcvr 1	REV 01	740-034554	B11C02847	CFP-40G-LR4
FPC 6	REV 18	750-036844	EJ4391	FPC
CPU	REV 12	711-030686	EJ3257	SNG PMB
FPC 7	REV 18	750-036844	EJ4382	FPC
CPU	REV 12	711-030686	EJ3238	SNG PMB
SPMB 0	REV 10	711-030686	EG5418	SNG PMB
SPMB 1	REV 09	711-030686	EG5373	SNG PMB
SIB 0	REV 07	750-030631	EG4858	SIB-I-8S
SIB 1	REV 07	750-030631	EG4872	SIB-I-8S
SIB 2	REV 07	750-030631	EG4866	SIB-I-8S
SIB 3	REV 07	750-030631	EG6011	SIB-I-8S
SIB 4	REV 07	750-030631	EG4907	SIB-I-8S
SIB 5	REV 07	750-030631	EG4879	SIB-I-8S
SIB 6	REV 07	750-030631	EG4864	SIB-I-8S
SIB 7	REV 07	750-030631	EG4899	SIB-I-8S
SIB 8	REV 07	750-030631	EG4880	SIB-I-8S
Fan Tray 0	REV 04	760-032784	EG1496	Vertical Fan Tray
Fan Tray 1	REV 04	760-030642	EG1335	Horizontal Fan Tray
Fan Tray 2	REV 02	760-030642	ED4952	Horizontal Fan Tray

```
user@switch> show chassis hardware clei-models
```

**show chassis hardware
clei-models (PTX5000
Packet Transport
Switch)**

Hardware inventory:

Item	Version	Part number	CLEI code	FRU model number
FPM	REV 08	760-030647	PROTOXCLEI	CRAFT-PTX5000-S
PDU 0	Rev 05	740-032019	IPUPAHLKAA	PWR-SAN-PDU-DC
PSM 0	Rev 05	740-032022	IPUPAHNKAA	PSM-PTX-DC-120-S
PSM 1	Rev 04	740-032022	032022XXXX	PWR-SAN-12-DC
PSM 2	Rev 04	740-032022	032022XXXX	PWR-SAN-12-DC
PSM 3	Rev 05	740-032022	IPUPAHNKAA	PSM-PTX-DC-120-S
CCG 0	REV 04	750-030653	PROTOXCLEI	CCG-PTX-S
CCG 1	REV 04	750-030653	PROTOXCLEI	CCG-PTX-S
Routing Engine 0	REV 05	740-026942		RE-DUO-C2600-16G-S
Routing Engine 1	REV 06	740-026942		RE-DUO-C2600-16G-S
CB 0	REV 08	750-030625	PROTOXCLEI	CB-PTX-S
CB 1	REV 08	750-030625	PROTOXCLEI	CB-PTX-S
FPC 0	REV 18	750-036844	PROTOXCLEI	FPC-PTX-P1-A
FPC 2	REV 13	750-036844	PROTOXCLEI	FPC-PTX-P1-A
PIC 0	REV 14	750-031913	PROTOXCLEI	P1-PTX-24-10GE-SFPP
FPC 3	REV 13	750-036844	PROTOXCLEI	FPC-PTX-P1-A
FPC 5				
PIC 0	REV 14	750-031913	PROTOXCLEI	P1-PTX-24-10GE-SFPP
FPC 6	REV 18	750-036844	PROTOXCLEI	FPC-PTX-P1-A
FPC 7	REV 18	750-036844	PROTOXCLEI	FPC-PTX-P1-A
SIB 0	REV 07	750-030631	PROTOXCLEI	SIB-I-PTX5008
SIB 1	REV 07	750-030631	PROTOXCLEI	SIB-I-PTX5008
SIB 2	REV 07	750-030631	PROTOXCLEI	SIB-I-PTX5008
SIB 3	REV 07	750-030631	PROTOXCLEI	SIB-I-PTX5008
SIB 4	REV 07	750-030631	PROTOXCLEI	SIB-I-PTX5008
SIB 5	REV 07	750-030631	PROTOXCLEI	SIB-I-PTX5008
SIB 6	REV 07	750-030631	PROTOXCLEI	SIB-I-PTX5008
SIB 7	REV 07	750-030631	PROTOXCLEI	SIB-I-PTX5008
SIB 8	REV 07	750-030631	PROTOXCLEI	SIB-I-PTX5008
Fan Tray 1	REV 04	760-030642	PROTOXCLEI	FAN-PTX-H-S

**show chassis hardware
detail (PTX5000)**

user@switch> show chassis hardware detail

Hardware inventory:

Item	Version	Part number	Serial number	Description
------	---------	-------------	---------------	-------------

Packet Transport
Switch)

Chassis				JN11D1FD7AJA	PTX5000
Midplane		REV 03	711-031896	ABAC5589	Midplane-8S
FPM		REV 08	760-030647	EG1679	Front Panel Display
PDU 0		Rev 05	740-032019	ZE00006	DC Power Dist Unit
PSM 0		Rev 05	740-032022	ZJ00018	DC 12V Power Supply
PSM 1		Rev 04	740-032022	ZC00052	DC 12V Power Supply
PSM 2		Rev 04	740-032022	ZD00051	DC 12V Power Supply
PSM 3		Rev 05	740-032022	ZJ00060	DC 12V Power Supply
CCG 0		REV 04	750-030653	EG3703	Clock Generator
CCG 1		REV 04	750-030653	EG3698	Clock Generator
Routing Engine 0		REV 05	740-026942	P737A-002231	RE-DUO-2600
ad0	3823 MB	SMART CF		201006190039C02DC02D	Compact Flash
ad1	62720 MB	SMART Lite SATA Drive		2011042300CF4C6B4C6B	Disk 1
Routing Engine 1		REV 06	740-026942	P737A-002438	RE-DUO-2600
ad0	3823 MB	SMART CF		20100619053455F055F0	Compact Flash
ad1	62720 MB	SMART Lite SATA Drive		20110423000AE8E7E8E7	Disk 1
CB 0		REV 08	750-030625	EG5519	Control Board
CB 1		REV 08	750-030625	EG5516	Control Board
FPC 0		REV 18	750-036844	EJ3080	FPC
CPU		REV 12	711-030686	EJ3260	SNG PMB
FPC 2		REV 13	750-036844	EG5065	FPC
CPU		REV 09	711-030686	EG4082	SNG PMB
PIC 0		REV 14	750-031913	EG5127	24x 10GE(LAN) SFP+
Xcvr 0		REV 01	740-031980	143363A00240	SFP+-10G-SR
Xcvr 1		REV 01	740-031981	UK90PZ1	SFP+-10G-LR
Xcvr 2		REV 01	740-031980	AD1141A04XH	SFP+-10G-SR
Xcvr 3		REV 01	740-031981	UK90Q46	SFP+-10G-LR
Xcvr 4		REV 01	740-031980	AD1141A04X4	SFP+-10G-SR
Xcvr 6		REV 01	740-031980	B11H02560	SFP+-10G-SR
Xcvr 7		REV 01	740-031980	B11C01589	SFP+-10G-SR
Xcvr 8		REV 01	740-031980	AD1141A04XF	SFP+-10G-SR
Xcvr 10		REV 01	740-031980	123363A01094	SFP+-10G-SR
Xcvr 11		REV 01	740-031980	AK80LKF	SFP+-10G-SR
Xcvr 12		REV 01	740-031980	183363A01528	SFP+-10G-SR
Xcvr 14		REV 01	740-031980	193363A01079	SFP+-10G-SR
Xcvr 15		REV 01	740-031980	AK80MC8	SFP+-10G-SR
Xcvr 16		REV 01	740-031980	AJCOBHC	SFP+-10G-SR
Xcvr 19		REV 01	740-021309	J08D26856	SFP+-10G-LR
Xcvr 21		REV 01	740-031980	AK80KCT	SFP+-10G-SR
Xcvr 22		REV 01	740-031981	UK90PZL	SFP+-10G-LR
Xcvr 23		REV 01	740-031980	AK80N1V	SFP+-10G-SR
FPC 3		REV 13	750-036844	EG5074	FPC
CPU		REV 09	711-030686	EG4064	SNG PMB
PIC 1		REV 10	750-031903	EG0325	SNG Load
FPC 5		REV 06	750-036844	EH3198	FPC
CPU					
PIC 0		REV 14	750-031913	EG5134	24x 10GE(LAN) SFP+
Xcvr 0		REV 01	740-031980	AK80LBH	SFP+-10G-SR
Xcvr 1		REV 01	740-031980	B11B03724	SFP+-10G-SR
Xcvr 2		REV 01	740-031980	AK80FMH	SFP+-10G-SR
Xcvr 5		REV 01	740-031980	B11J00818	SFP+-10G-SR
Xcvr 6		REV 01	740-031980	193363A00743	SFP+-10G-SR
Xcvr 7		REV 01	740-031980	B11B06125	SFP+-10G-SR
Xcvr 10		REV 01	740-031980	B11H02529	SFP+-10G-SR
Xcvr 11		REV 01	740-031980	AK80LFB	SFP+-10G-SR
Xcvr 12		REV 01	740-031980	193363A01061	SFP+-10G-SR
Xcvr 15		REV 01	740-031980	B11J00687	SFP+-10G-SR
Xcvr 16		REV 01	740-031980	193363A00738	SFP+-10G-SR
Xcvr 18		REV 01	740-031980	AK80MQX	SFP+-10G-SR
Xcvr 19		REV 01	740-021309	J08C17257	SFP+-10G-LR
Xcvr 22		REV 01	740-031980	B11J00730	SFP+-10G-SR

Xcvr 23	REV 01	740-031980	AK80KEE	SFP+-10G-SR
PIC 1	REV 08	750-036710	EG3105	2x 40GE CFP
Xcvr 0	REV 01	740-034554	B260HLT	CFP-40G-LR4
Xcvr 1	REV 01	740-034554	B11C02847	CFP-40G-LR4
FPC 6	REV 18	750-036844	EJ4391	FPC
CPU	REV 12	711-030686	EJ3257	SNG PMB
FPC 7	REV 18	750-036844	EJ4382	FPC
CPU	REV 12	711-030686	EJ3238	SNG PMB
SPMB 0	REV 10	711-030686	EG5418	SNG PMB
SPMB 1	REV 09	711-030686	EG5373	SNG PMB
SIB 0	REV 07	750-030631	EG4858	SIB-I-8S
SIB 1	REV 07	750-030631	EG4872	SIB-I-8S
SIB 2	REV 07	750-030631	EG4866	SIB-I-8S
SIB 3	REV 07	750-030631	EG6011	SIB-I-8S
SIB 4	REV 07	750-030631	EG4907	SIB-I-8S
SIB 5	REV 07	750-030631	EG4879	SIB-I-8S
SIB 6	REV 07	750-030631	EG4864	SIB-I-8S
SIB 7	REV 07	750-030631	EG4899	SIB-I-8S
SIB 8	REV 07	750-030631	EG4880	SIB-I-8S
Fan Tray 0	REV 04	760-032784	EG1496	Vertical Fan Tray
Fan Tray 1	REV 04	760-030642	EG1335	Horizontal Fan Tray
Fan Tray 2	REV 02	760-030642	ED4952	Horizontal Fan Tray

show chassis hardware models (PTX5000 Packet Transport Switch)

user@switch> show chassis hardware models

Hardware inventory:

Item	Version	Part number	Serial number	FRU model number
FPM	REV 08	760-030647	EG1679	CRAFT-PTX5000-S
PDU 0	Rev 05	740-032019	ZE00006	PWR-SAN-PDU-DC
PSM 0	Rev 05	740-032022	ZJ00018	PSM-PTX-DC-120-S
PSM 1	Rev 04	740-032022	ZC00052	PWR-SAN-12-DC
PSM 2	Rev 04	740-032022	ZD00051	PWR-SAN-12-DC
PSM 3	Rev 05	740-032022	ZJ00060	PSM-PTX-DC-120-S
CCG 0	REV 04	750-030653	EG3703	CCG-PTX-S
CCG 1	REV 04	750-030653	EG3698	CCG-PTX-S
Routing Engine 0	REV 05	740-026942	P737A-002231	RE-DUO-C2600-16G-S
Routing Engine 1	REV 06	740-026942	P737A-002438	RE-DUO-C2600-16G-S
CB 0	REV 08	750-030625	EG5519	CB-PTX-S
CB 1	REV 08	750-030625	EG5516	CB-PTX-S
FPC 0	REV 18	750-036844	EJ3080	FPC-PTX-P1-A
FPC 2	REV 13	750-036844	EG5065	FPC-PTX-P1-A
PIC 0	REV 14	750-031913	EG5127	P1-PTX-24-10GE-SFPP
FPC 3	REV 13	750-036844	EG5074	FPC-PTX-P1-A
FPC 5				
PIC 0	REV 14	750-031913	EG5134	P1-PTX-24-10GE-SFPP
FPC 6	REV 18	750-036844	EJ4391	FPC-PTX-P1-A
FPC 7	REV 18	750-036844	EJ4382	FPC-PTX-P1-A
SIB 0	REV 07	750-030631	EG4858	SIB-I-PTX5008
SIB 1	REV 07	750-030631	EG4872	SIB-I-PTX5008
SIB 2	REV 07	750-030631	EG4866	SIB-I-PTX5008
SIB 3	REV 07	750-030631	EG6011	SIB-I-PTX5008
SIB 4	REV 07	750-030631	EG4907	SIB-I-PTX5008
SIB 5	REV 07	750-030631	EG4879	SIB-I-PTX5008
SIB 6	REV 07	750-030631	EG4864	SIB-I-PTX5008
SIB 7	REV 07	750-030631	EG4899	SIB-I-PTX5008
SIB 8	REV 07	750-030631	EG4880	SIB-I-PTX5008
Fan Tray 1	REV 04	760-030642	EG1335	FAN-PTX-H-S

show chassis hardware extensive (PTX5000)

user@switch> show chassis hardware extensive

Hardware inventory:

Item	Version	Part number	Serial number	Description
------	---------	-------------	---------------	-------------

Packet Transport
Switch)

```

.....
PDU 0          Rev 04   740-032019   UE0003          DC Power Dist Unit
Jedec Code:    0x7fb0          EEPROM Version:    0x02
P/N:           740-032019      S/N:              S/N UE0003
Assembly ID:   0x043d          Assembly Version:  04.00
Date:          11-29-2010      Assembly Flags:    0x00
Version:       Rev 04          CLEI Code:         032022XXXX
ID: DC Power Dist Unit          FRU Model Number:  PWR-SAN-PDU-DC
Board Information Record:
  Address 0x00: ff ff ff ff ff ff ff ff ff ff ff ff ff ff ff
I2C Hex Data:
  Address 0x00: 7f b0 02 ff 04 3d 04 00 52 65 76 20 30 34 00 00
  Address 0x10: 00 00 00 00 37 34 30 2d 30 33 32 30 31 39 00 00
  Address 0x20: 53 2f 4e 20 55 45 30 30 30 33 00 00 00 1d 0b 07
  Address 0x30: da ff ff ff ff ff ff ff ff ff ff ff ff ff ff
  Address 0x40: ff ff ff ff 01 30 33 32 30 32 32 58 58 58 58 50
  Address 0x50: 57 52 2d 53 41 4e 2d 50 44 55 2d 44 43 00 00 00
  Address 0x60: 00 00 00 00 00 00 00 00 00 00 00 00 00 00 00 00
  Address 0x70: 00 00 00 a3 ff ff ff ff ff ff ff ff ff ff ff ff
PSM 0          Rev 04   740-032022   YG00065          DC 12V Power Supply
Module
Jedec Code:    0x7fb0          EEPROM Version:    0x02
P/N:           740-032022      S/N:              S/N YG00065
Assembly ID:   0x0440          Assembly Version:  04.00
Date:          07-30-2010      Assembly Flags:    0x00
Version:       Rev 04          CLEI Code:         032022XXXX
ID: DC 12V Power Supply Module  FRU Model Number:  PWR-SAN-12-DC
Board Information Record:
  Address 0x00: ff ff ff ff ff ff ff ff ff ff ff ff ff ff ff
I2C Hex Data:
  Address 0x00: 7f b0 02 ff 04 40 04 00 52 65 76 20 30 34 00 00
  Address 0x10: 00 00 00 00 37 34 30 2d 30 33 32 30 32 32 00 00
  Address 0x20: 53 2f 4e 20 59 47 30 30 30 36 35 00 00 1e 07 07
  Address 0x30: da ff ff ff ff ff ff ff ff ff ff ff ff ff ff
  Address 0x40: ff ff ff ff 01 30 33 32 30 32 32 58 58 58 58 50
  Address 0x50: 57 52 2d 53 41 4e 2d 31 32 2d 44 43 20 20 20 20
  Address 0x60: 20 20 20 20 20 20 01 00 ff ff ff ff ff ff ff ff
  Address 0x70: ff ff ff 0c ff ff ff ff ff ff ff ff ff ff ff ff

```

show chassis hardware
(MX Routers with
Media Services Blade
[MSB])

```

user@switch> show chassis hardware
Hardware inventory:
Item          Version  Part number  Serial number  Description
Chassis
Midplane      REV 05   710-017414   TR3310         MX480 Midplane
FPM Board     REV 02   710-017254   KG1872         Front Panel Display
PEM 2         Rev 02   740-017343   QCS0812A00N    DC Power Entry Module
PEM 3         Rev 02   740-017343   QCS0812A00U    DC Power Entry Module
Routing Engine 0 REV 07   740-015113   1000740938     RE-S-1300
CB 0          REV 03   710-021523   KF4630         MX SCB
FPC 1         REV 11   750-037207   ZW9726         AS-MCC
  CPU         REV 04   711-038173   ZW4819         AS-MCC PMB
  MIC 0        REV 06   750-037214   ZW3574         AS-MSC
  PIC 0
  MIC 1        REV 00   750-037211   BUILTIN        AS-MSC
  PIC 2        BUILTIN   BUILTIN        AS-MXC

```

show chassis hardware
extensive (MX Routers)

```

user@switch> show chassis hardware extensive
FPC 1          REV 11   750-037207   ZW9726         AS-MCC
Jedec Code:    0x7fb0          EEPROM Version:    0x02

```

with Media Services
Blade [MSB])

```

P/N:          750-037207      S/N:          S/N ZW9726
Assembly ID:  0x0b37         Assembly Version: 01.11
Date:         02-17-2012     Assembly Flags:  0x00
Version:      REV 11         CLEI Code:      PROTOXCLEI
ID: AS-MCC          FRU Model Number: 750-037207
Board Information Record:
Address 0x00: ff ff ff ff ff ff ff ff ff ff ff ff ff ff ff
I2C Hex Data:
Address 0x00: 7f b0 02 ff 0b 37 01 0b 52 45 56 20 31 31 00 00
Address 0x10: 00 00 00 00 37 35 30 2d 30 33 37 32 30 37 00 00
Address 0x20: 53 2f 4e 20 5a 57 39 37 32 36 00 00 00 11 02 07
Address 0x30: dc ff ff ff ff ff ff ff ff ff ff ff ff ff ff
Address 0x40: ff ff ff ff 01 50 52 4f 54 4f 58 43 4c 45 49 37
Address 0x50: 35 30 2d 30 33 37 32 30 37 00 00 00 00 00 00 00
Address 0x60: 00 00 00 00 00 00 31 31 00 ff ff ff ff ff ff ff
Address 0x70: ff ff ff 5e ff ff ff ff ff ff ff ff ff ff ff ff
CPU          REV 04      711-038173      ZW4819      AS-MCC-PMB
Jedec Code:  0x7fb0      EEPROM Version: 0x02
P/N:         711-038173  S/N:          S/N ZW4819
Assembly ID:  0x0b38     Assembly Version: 01.04
Date:         12-30-2011 Assembly Flags:  0x00
Version:      REV 04
ID: AS-MCC PMB
Board Information Record:
Address 0x00: ff ff ff ff ff ff ff ff ff ff ff ff ff ff ff
I2C Hex Data:
Address 0x00: 7f b0 02 ff 0b 38 01 04 52 45 56 20 30 34 00 00
Address 0x10: 00 00 00 00 37 31 31 2d 30 33 38 31 37 33 00 00
Address 0x20: 53 2f 4e 20 5a 57 34 38 31 39 00 00 00 1e 0c 07
Address 0x30: db ff ff ff ff ff ff ff ff ff ff ff ff ff ff
Address 0x40: ff ff ff ff 00 50 52 4f 54 4f 58 43 4c 45 49 37
Address 0x50: 31 31 2d 30 33 38 31 37 33 00 00 00 00 00 00 00
Address 0x60: 00 00 00 00 00 00 30 34 00 ff ff ff ff ff ff ff
Address 0x70: ff ff ff 60 00 00 00 00 00 00 00 00 00 00 00 00
MIC 0      REV 06      750-037214      ZW3574      AS-MSC
Jedec Code:  0x7fb0      EEPROM Version: 0x02
P/N:         750-037214  S/N:          S/N ZW3574
Assembly ID:  0x0a44     Assembly Version: 01.06
Date:         02-19-2012 Assembly Flags:  0x00
Version:      REV 06     CLEI Code:      PROTOXCLEI
ID: AS-MSC          FRU Model Number: 750-037214
Board Information Record:
Address 0x00: ff ff ff ff ff ff ff ff ff ff ff ff ff ff ff
I2C Hex Data:
Address 0x00: 7f b0 02 ff 0a 44 01 06 52 45 56 20 30 36 00 00
Address 0x10: 00 00 00 00 37 35 30 2d 30 33 37 32 31 34 00 00
Address 0x20: 53 2f 4e 20 5a 57 33 35 37 34 00 00 00 13 02 07
Address 0x30: dc ff ff ff ff ff ff ff ff ff ff ff ff ff ff
Address 0x40: ff ff ff ff 01 50 52 4f 54 4f 58 43 4c 45 49 37
Address 0x50: 35 30 2d 30 33 37 32 31 34 00 00 00 00 00 00 00
Address 0x60: 00 00 00 00 00 00 30 36 00 ff ff ff ff ff ff ff
Address 0x70: ff ff ff 60 c0 03 e5 f4 00 00 00 00 00 00 00 00
PIC 0      BUILTIN      BUILTIN      AS-MSC
MIC 1      REV 00      750-037211      AS-MXC
Jedec Code:  0x7fb0      EEPROM Version: 0x01
P/N:         750-037211
Assembly ID:  0x0a43     Assembly Version: 01.00
Date:         255-255-65535 Assembly Flags:  0x00
Version:      REV 00
ID: AS-MXC
Board Information Record:

```

```
Address 0x00: ff ff ff ff ff ff ff ff ff ff ff ff ff ff ff
I2C Hex Data:
Address 0x00: 7f b0 01 ff 0a 43 01 00 52 45 56 20 30 30 00 00
Address 0x10: 00 00 00 00 37 35 30 2d 30 33 37 32 31 31 00 00
Address 0x20: 00 00 00 00 00 00 00 00 00 00 00 00 00 00 ff ff ff
Address 0x30: ff ff ff ff ff ff ff ff ff ff ff ff ff ff ff ff
Address 0x40: ff ff ff ff 00 ff ff ff ff ff ff ff ff ff ff ff
Address 0x50: ff ff ff ff ff ff ff ff ff ff ff ff ff ff ff ff
Address 0x60: ff ff ff ff ff ff ff ff ff ff ff ff ff ff ff ff
Address 0x70: ff ff ff ff c0 02 e6 6c 7f b0 02 ff 0a 44 01 06
      PIC 2              BUILTIN      BUILTIN      AS-MXC
```

show chassis location

Syntax	show chassis location
Syntax (TX Matrix Router)	show chassis location <fpc interface (by-name <i>name</i> by-slot fpc <i>number</i> lcc <i>number</i>) lcc <i>number</i> scc>
Syntax (TX Matrix Plus Router)	show chassis location <fpc interface (by-name <i>name</i> by-slot fpc <i>number</i> lcc <i>number</i>) lcc <i>number</i> sfc <i>number</i> >
Syntax (MX Series Router)	show chassis location <all-members> <local> <member <i>member-id</i> >
Syntax (QFX Series)	show chassis location <interconnect-device <i>name</i> > <node-device <i>name</i> >
Release Information	Command introduced before Junos OS Release 7.4. Command introduced in Junos OS Release 9.0 for EX Series switches. sfc option introduced for the TX Matrix Plus router in Junos OS Release 9.6. Command introduced in Junos OS Release 11.1 for the QFX Series.
Description	Display the physical location of the chassis. This command can only be used on the master Routing Engine.
Options	<p>none—Display all information about the physical location of the chassis. On a TX Matrix router, display all information about the physical location of the TX Matrix router and its attached T640 routers. On a TX Matrix Plus router, display all information about the physical location of the TX Matrix Plus router and its attached T1600 routers.</p> <p>all-members—(MX Series routers only) (Optional) Display the physical location of the chassis for all the member routers in the Virtual Chassis configuration.</p> <p>fpc—(TX Matrix and TX Matrix Plus routers only) (Optional) Display the physical location of all Flexible PIC Concentrators (FPCs).</p> <p>interconnect-device <i>name</i>—(QFabric systems only) (Optional) Display the physical location of the Interconnect device.</p> <p>interface by-name <i>name</i>—(TX Matrix and TX Matrix Plus routers only) (Optional) Display the physical location of a specified interface name. On a TX Matrix router, this option displays the FPC number and T640 router (or line-card chassis) number associated with the specified interface. On a TX Matrix Plus router, this option displays the FPC number and T1600 router (or line-card chassis) number associated with the specified interface.</p> <p>interface by-slot fpc <i>number</i> lcc <i>number</i>—(TX Matrix and TX Matrix Plus router only) (Optional) On a TX Matrix router, display the global FPC number of an interface by</p>

specifying its local FPC number and T640 router (or line-card chassis) number. On a TX Matrix Plus router, display the global FPC number of an interface by specifying its local FPC number and T1600 router (or line-card chassis) number.

- The global FPC number is the FPC slot number when all the FPC slots in the routing matrix are considered: **0** through **31**. The local FPC number is the FPC slot number on a particular T640 router.
- For **fpc**, replace **number** with a value from **0** through **7**.
- For **lcc**, replace **number** with a value from **0** through **3**.

lcc number—(TX Matrix and TX Matrix Plus routers only) (Optional) On a TX Matrix router, display the physical location of a specified T640 router (or line-card chassis) that is connected to a TX Matrix router. On a TX Matrix Plus router, display the physical location of a specified T1600 router (or line-card chassis) that is connected to a TX Matrix Plus router. Replace **number** with a value from **0** through **3**.

local—(MX Series routers only) (Optional) Display the physical location of the chassis for the local Virtual Chassis member.

member member-id—(MX Series routers only) (Optional) Display the physical location of the chassis for the specified member of the Virtual Chassis configuration. Replace **member-id** with a value of **0** or **1**.

node-device name—(QFabric systems only) (Optional) Display the physical location of the Node device.

scc—(TX Matrix routers only) (Optional) Display the physical location of the TX Matrix router (or switch-card chassis).

sfc—(TX Matrix Plus routers only) (Optional) Display the physical location of the TX Matrix Plus router (or switch-fabric chassis).

Required Privilege Level view

List of Sample Output [show chassis location on page 482](#)
[show chassis location fpc \(TX Matrix Router\) on page 482](#)
[show chassis location interface by-slot \(TX Matrix Router\) on page 482](#)
[show chassis location fpc \(TX Matrix Plus Router\) on page 482](#)
[show chassis location interface by-slot \(TX Matrix Plus Router\) on page 482](#)
[show chassis location \(QFX3500 Switches\) on page 483](#)
[show chassis location \(QFabric Systems\) on page 483](#)

Output Fields [Table 22 on page 481](#) lists the output fields for the **show chassis location** command. Output fields are listed in the approximate order in which they appear.

Table 22: show chassis location Output Fields

Field Name	Field Description
country-code	Country code information.

Table 22: show chassis location Output Fields (*continued*)

Field Name	Field Description
postal-code	Postal code information.
Building	Building information.
Floor	Floor information.
Global FPC	Global FPC number. The FPC slot number, when all FPC slots in the routing matrix are considered. The range of values is 0 through 31 .
LCC	Line-card chassis number. On a TX Matrix router, the number of a particular T640 router connected to the TX Matrix router. On a TX Matrix Plus router, the number of a particular T1600 router connected to the TX Matrix Plus router.
Local FPC	Local FPC number. On a TX Matrix router, the FPC slot number on a particular T640 router. On a TX Matrix Plus router, the FPC slot number on a particular T1600 router.

Sample Output

show chassis location user@host> **show chassis location**
country-code: US
postal-code: 94404
Building: Building 2, Floor: 2

show chassis location fpc (TX Matrix Router) user@host> **show chassis location fpc**
Global FPC LCC Local FPC
17 2 1
21 2 5

show chassis location interface by-slot (TX Matrix Router) user@host> **show chassis location interface by-slot fpc 1 lcc 1**
Global FPC: 9

show chassis location fpc (TX Matrix Plus Router) user@host> **show chassis location fpc**
Global FPC LCC Local FPC
0 0 0
1 0 1

show chassis location interface by-slot user@host> **show chassis location interface by-slot fpc 2 lcc 1**
Global FPC: 10

(TX Matrix Plus
Router)

show chassis location
(QFX3500 Switches)

```
user@switch> show chassis location
country-code: US
postal-code: 94404
Building: Building 2, Floor: 2
```

show chassis location
(QFabric Systems)

```
user@switch> show chassis location interconnect-device interconnect1
country-code: US
postal-code: 94404
Building: Building 2, Floor: 2
```

show chassis pic

Syntax	<code>show chassis pic fpc-slot <i>slot-number</i> pic-slot <i>slot-number</i></code>
Syntax (TX Matrix and TX Matrix Plus Routers)	<code>show chassis pic fpc-slot <i>slot-number</i> pic-slot <i>slot-number</i> <fcc <i>number</i>></code>
Syntax (MX Series Routers and EX Series Switches)	<code>show chassis pic fpc-slot <i>slot-number</i> pic-slot <i>slot-number</i> <all-members> <local> <member <i>member-id</i>></code>
Syntax (MX2010 and MX2010 3D Universal Edge Routers)	<code>show chassis pic fpc-slot <i>slot-number</i> pic-slot <i>slot-number</i></code>
Syntax (QFX Series)	<code>show chassis pic <interconnect-device <i>name</i> (fpc-slot <i>slot-number</i> pic-slot <i>slot-number</i>)> <node-device <i>name</i> pic-slot <i>slot-number</i>></code>
Syntax (ACX Series Universal Access Routers)	<code>show chassis pic fpc-slot <i>slot-number</i> pic-slot <i>slot-number</i></code>
Release Information	<p>Command introduced before Junos OS Release 7.4.</p> <p>Command introduced in Junos OS Release 9.0 for EX Series switches.</p> <p>Command introduced in Junos OS Release 11.1 for QFX Series.</p> <p>Command introduced in Junos OS Release 12.2 for ACX Series Universal Access Routers.</p> <p>Command introduced in Junos OS Release 12.3 for MX2020 3D Universal Edge Routers.</p> <p>Command introduced in Junos OS Release 12.3 for MX2010 3D Universal Edge Routers.</p>
Description	Display status information about the PIC installed in the specified Flexible PIC Concentrator (FPC) and PIC slot.
Options	<p>fpc-slot <i>slot-number</i>—Display information about the PIC in this particular FPC slot:</p> <ul style="list-style-type: none"> On a TX Matrix router, if you specify the number of the T640 router by using the fcc <i>number</i> option (the recommended method), replace <i>slot-number</i> with a value from 0 through 7. Otherwise, replace <i>slot-number</i> with a value from 0 through 31. <p>Likewise, on a TX Matrix Plus router, if you specify the number of the T1600 router by using the fcc <i>number</i> option (the recommended method), replace <i>slot-number</i> with a value from 0 through 7. Otherwise, replace <i>slot-number</i> with a value from 0 through 31. For example, the following commands have the same result:</p> <pre> user@host> show chassis pic fpc-slot 1 fcc 1 pic-slot 1 user@host> show chassis pic fpc-slot 9 pic-slot 1 </pre> <ul style="list-style-type: none"> M120 routers only—Replace <i>slot-number</i> with a value from 0 through 5. MX80 routers only—Replace <i>slot-number</i> with a value from 0 through 1. MX240 routers only—Replace <i>slot-number</i> with a value from 0 through 2.

- MX480 routers only—Replace **slot-number** with a value from 0 through 5.
- MX960 routers only—Replace **slot-number** with a value from 0 through 11.
- MX2020 routers only—Replace **slot-number** with a value from 0 through 19.
- Other routers—Replace **slot-number** with a value from 0 through 7.
- EX Series switches:
 - EX3200 switches and EX4200 standalone switches—Replace **slot-number** with 0.
 - EX4200 switches in a Virtual Chassis configuration—Replace **slot-number** with a value from 0 through 9 (switch's member ID).
 - EX8208 switches—Replace **slot-number** with a value from 0 through 7 (line card).
 - EX8216 switches—Replace **slot-number** with a value from 0 through 15 (line card).
- QFX Series:
 - QFX3500 switches—Replace **slot-number** with 0. In the command output, FPC refers to a line card. The FPC number equals the slot number for the line card.
 - QFabric systems—Replace **slot-number** with any number between 0 and 15. In the command output, FPC refers to a line card. The FPC number equals the slot number for the line card.

all-members—(MX Series routers and EX Series switches only) (Optional) Display PIC information for all member routers in the Virtual Chassis configuration.

interconnect-device name—(QFabric systems only) (Optional) Display PIC information for a specified Interconnect device.

lcc number—(TX Matrix and TX Matrix Plus routers only) (Optional) On a TX Matrix router, display PIC information for a specified T640 router (or line-card chassis) that is connected to the TX Matrix router. On a TX Matrix Plus router, display PIC information for a specified T1600 router (or line-card chassis) that is connected to the TX Matrix Plus router. Replace **number** with a value from 0 through 3.

local—(MX Series routers and EX Series switches only) (Optional) Display PIC information for the local Virtual Chassis member.

member member-id—(MX Series routers and EX Series switches only) (Optional) Display PIC information for the specified member of the Virtual Chassis configuration. Replace **member-id** with a value of 0 or 1.

node-device name—(QFabric systems only) (Optional) Display PIC information for a specified Node device.

pic-slot slot-number—Display information about the PIC in this particular PIC slot. For routers, replace **slot-number** with a value from 0 through 3. For EX3200 and EX4200

switches, replace **slot-number** with 0 for built-in network interfaces and 1 for interfaces on uplink modules. For EX8208 and EX8216 switches, replace **slot-number** with 0. For the QFX3500 standalone switch and the QFabric system, replace **slot-number** with 0 or 1.

Required Privilege Level view

- Related Documentation**
- request chassis pic
 - [show chassis hardware on page 373](#)
 - Configuring the PIC Type
 - 100-Gigabit Ethernet PIC Overview

- List of Sample Output**
- [show chassis pic fpc-slot pic-slot on page 489](#)
 - [show chassis pic fpc-slot pic-slot \(PIC Offline\) on page 489](#)
 - [show chassis pic fpc-slot pic-slot \(FPC Offline\) on page 489](#)
 - [show chassis pic fpc-slot pic-slot \(FPC Not Present\) on page 489](#)
 - [show chassis pic fpc-slot pic-slot \(PIC Not Present\) on page 489](#)
 - [show chassis pic fpc-slot 3 pic-slot 0 \(M120 Router\) on page 489](#)
 - [show chassis pic fpc-slot pic-slot \(MX960 Router with Bidirectional Optics\) on page 489](#)
 - [show chassis pic fpc-slot pic-slot \(MX480 Router with 100-Gigabit Ethernet MIC\) on page 490](#)
 - [show chassis pic fpc-slot pic-slot \(MX240, MX480, MX960 Routers with Application Services Modular Line Card\) on page 490](#)
 - [show chassis pic fpc-slot pic-slot \(MX480 Router with MPC4E\) on page 490](#)
 - [show chassis pic fpc-slot pic-slot \(MX2010 Router\) on page 491](#)
 - [show chassis pic fpc-slot pic-slot \(MX2020 Router\) on page 491](#)
 - [show chassis pic fpc-slot pic-slot \(MX2020 Router with MPC4E\) on page 491](#)
 - [show chassis pic fpc-slot pic-slot \(T1600 Router with 100-Gigabit Ethernet PIC\) on page 492](#)
 - [show chassis pic fpc-slot pic-slot lcc \(TX Matrix Router\) on page 492](#)
 - [show chassis pic fpc-slot pic-slot lcc \(TX Matrix Plus Router\) on page 492](#)
 - [show chassis pic fpc-slot pic-slot \(Next-Generation SONET/SDH SFP\) on page 492](#)
 - [show chassis pic fpc-slot pic-slot \(12-Port T1/E1\) on page 493](#)
 - [show chassis pic fpc-slot 0 pic-slot 1 \(4x CHOC3 SONET CE SFP\) on page 493](#)
 - [show chassis pic fpc-slot 0 pic-slot 0 \(SONET/SDH OC3/STM1 \[Multi-Rate\] MIC with SFP\) on page 493](#)
 - [show chassis pic fpc-slot 3 pic-slot 0 \(8-port Channelized SONET/SDH OC3/STM1 \[Multi-Rate\] MIC with SFP\) on page 494](#)
 - [show chassis pic fpc-slot 5 pic-slot 0 \(4-port Channelized SONET/SDH OC3/STM1 \[Multi-Rate\] MIC with SFP\) on page 494](#)
 - [show chassis pic fpc-slot 1 pic-slot 0 \(1-port OC192/STM64 MIC with XFP\) on page 494](#)
 - [show chassis pic fpc-slot 1 pic-slot 2 \(8-port DS3/E3 MIC\) on page 495](#)
 - [show chassis pic fpc-slot pic-slot \(OTN\) on page 495](#)
 - [show chassis pic fpc-slot pic-slot \(QFX3500 Switch\) on page 495](#)
 - [show chassis pic interconnect-device fpc-slot pic-slot \(QFabric Systems\) on page 495](#)
 - [show chassis pic node-device fpc-slot pic-slot \(QFabric System\) on page 495](#)

[show chassis pic fpc-slot 0 pic-slot 1 \(ACX2000 Universal Access Router\) on page 496](#)

[show chassis pic FPC-slot 1 PIC-slot 0 \(MX Routers with Media Services Blade \[MSB\]\) on page 497](#)

[show chassis pic FPC slot 1, PIC slot 2 \(MX Routers with Media Services Blade \[MSB\]\) on page 497](#)

Output Fields Table 23 on page 487 lists the output fields for the **show chassis pic** command. Output fields are listed in the approximate order in which they appear.

Table 23: show chassis pic Output Fields

Field Name	Field Description
Type	<p>PIC type.</p> <p>NOTE: On the 1-port OC192/STM64 MICs with the SDH framing mode, the type is displayed as MIC-3D-1STM64-XFP and with the SONET framing mode, the type is displayed as MIC-3D-1OC192-XFP. By default, the 1-port OC192/STM64 MICs displays the type as MIC-3D-1OC192-XFP.</p>
ASIC type	Type of ASIC on the PIC.
State	<p>Status of the PIC. State is displayed only when a PIC is in the slot.</p> <ul style="list-style-type: none"> • Online— PIC is online and running. • Offline—PIC is powered down.
PIC version	PIC hardware version.
Uptime	How long the PIC has been online.
Package	(Multiservices PICs only) Services package supported: Layer-2 or Layer-3 .
Port Number	Port number for the PIC.
Cable Type	Type of cable connected to the port: LH , LX , or SX .
PIC Port Information (MX480 Router 100-Gigabit Ethernet CFP)	<p>Port-level information for the PIC.</p> <ul style="list-style-type: none"> • Port—Port number • Cable type—Type of optical transceiver installed. • Fiber type—Type of fiber. SM is single-mode. • Xcvr vendor—Transceiver vendor name. • Xcvr vendor part number—Transceiver vendor part number. • Wavelength—Wavelength of the transmitted signal. Uplinks and downlinks are always 1550 nm. There is a separate fiber for each direction • Xcvr Firmware—Transceiver firmware version.

Table 23: show chassis pic Output Fields (*continued*)

Field Name	Field Description
PIC Port Information (MX960 Router Bidirectional Optics)	<p>Port-level information for the PIC.</p> <ul style="list-style-type: none"> • Port—Port number • Cable type—Type of small form-factor pluggable (SFP) optical transceiver installed. Uplink interfaces display -U. Down link interfaces display -D. • Fiber type—Type of fiber. SM is single-mode. • Xcvr vendor—Transceiver vendor name. • Xcvr vendor part number—Transceiver vendor part number. <ul style="list-style-type: none"> • BX10-10-km bidirectional optics. • BX40-40-km bidirectional optics. • SFP-LX-40-km SFP optics. • Wavelength—Wavelength of the transmitted signal. Uplinks are always 1310 nm. Downlinks are either 1490 nm or 1550 nm.
PIC Port Information (Next-Generation SONET/SDH SFP)	<p>Port-level information for the next-generation SONET/SDH SFP PIC.</p> <ul style="list-style-type: none"> • Port—Port number. • Cable type—Type of small form-factor pluggable (SFP) optical transceiver installed. • Fiber type—Type of fiber: SM (single-mode) or MM (multimode). • Xcvr vendor—Transceiver vendor name. • Xcvr vendor part number—Transceiver vendor part number. • Wavelength—Wavelength of the transmitted signal. Next-generation SONET/SDH SFPs use 1310 nm.
Multirate Mode	Rate-selectability status for the MIC: Enabled or Disabled .
Channelization	Indicates whether channelization is enabled or disabled on the DS3/E3 MIC.

Sample Output

**show chassis pic
fpc-slot pic-slot**

```
user@host> show chassis pic fpc-slot 2 pic-slot 0
PIC fpc slot 2 pic slot 0 information:
  Type                10x 1GE(LAN), 1000 BASE
  ASIC type            H chip
  State                Online
  PIC version          1.1
  Uptime               1 day, 50 minutes, 58 seconds
PIC Port Information:
  Port      Cable      Xcvr      Xcvr Vendor
  Number    Type        Vendor Name  Part Number
  0          GIGE 1000EX  FINISAR CORP.  FTRJ8519P1BNL-J3
  1          GIGE 1000EX  FINISAR CORP.  FTRJ-8519-7D-JUN
```

**show chassis pic
fpc-slot pic-slot
(PIC Offline)**

```
user@host> show chassis pic fpc-slot 1 pic-slot 0
PIC fpc slot 1 pic slot 0 information:
  State                Offline
```

**show chassis pic
fpc-slot pic-slot
(FPC Offline)**

```
user@host> show chassis pic fpc-slot 1 pic-slot 0
FPC 1 is not online
```

**show chassis pic
fpc-slot pic-slot
(FPC Not Present)**

```
user@host> show chassis pic fpc-slot 4 pic-slot 0
FPC slot 4 is empty
```

**show chassis pic
fpc-slot pic-slot
(PIC Not Present)**

```
user@host> show chassis pic fpc-slot 5 pic-slot 2
FPC 5, PIC 2 is empty
```

**show chassis pic
fpc-slot 3 pic-slot 0
(M120 Router)**

```
user@host> show chassis pic fpc-slot 3 pic-slot 0
PC slot 3, PIC slot 0 information:
  Type                2x G/E IQ, 1000 BASE
  ASIC type            IQ GE 2 VLAN-TAG FPGA
  State                Online
  PIC version          1.16
  Uptime               3 hours, 3 minutes
PIC Port Information:
  Port      Cable      Xcvr      Xcvr Vendor
  Number    Type        Vendor Name  Part Number
  0          GIGE 1000SX  FINISAR CORP.  FTRJ8519P1BNL-J3
  1          GIGE 1000SX  FINISAR CORP.  FTRJ-8519-7D-JUN
```

**show chassis pic
fpc-slot pic-slot**

```
user@host> show chassis pic fpc-slot 4 pic-slot 1
FPC slot 4, PIC slot 1 information:
  Type                10x 1GE(LAN)
```

(MX960 Router with Bidirectional Optics)

```

State                               Online
PIC version                         0.0
Uptime                             18 days, 5 hours, 41 minutes, 54 seconds

```

PIC port information:

Port	Cable type	Fiber type	Xcvr vendor	Xcvr vendor part number	Wavelength
0	SFP-1000BASE-BX10-D	SM	SumitomoElectric	SBP6H44-J3-BW-49	1490 nm
1	SFP-1000BASE-BX10-D	SM	SumitomoElectric	SBP6H44-J3-BW-49	1490 nm
2	SFP-1000BASE-BX10-D	SM	SumitomoElectric	SBP6H44-J3-BW-49	1490 nm
3	SFP-1000BASE-BX10-D	SM	OCF	TRXBG1LXDBVM2-JW	1490 nm
4	SFP-1000BASE-BX10-D	SM	OCF	TRXBG1LXDBVM2-JW	1490 nm
5	SFP-1000BASE-BX10-U	SM	SumitomoElectric	SBP6H44-J3-BW-31	1310 nm
6	SFP-1000BASE-BX10-U	SM	SumitomoElectric	SBP6H44-J3-BW-31	1310 nm
7	SFP-1000BASE-BX10-U	SM	OCF	TRXBG1LXDBBMH-J1	1310 nm
8	SFP-1000BASE-BX10-U	SM	OCF	TRXBG1LXDBBMH-J1	1310 nm
9	SFP-1000BASE-BX10-U	SM	SumitomoElectric	SBP6H44-J3-BW-31	1310 nm

show chassis pic fpc-slot pic-slot (MX480 Router with 100-Gigabit Ethernet MIC)

```

user@host> show chassis pic fpc-slot 1 pic-slot 2
FPC slot 1, PIC slot 2 information:
Type                               1X100GE CFP
State                              Online
PIC version                        2.10
Uptime                             4 minutes, 48 seconds

```

PIC port information:

Port	Cable type	Fiber type	Xcvr vendor	Xcvr vendor part number	Wavelength
0	100GBASE LR4	SM	FINISAR CORP.	FTLC1181RDN3-J3	1310 nm

Xcvr vendor
 firmware version
 1.8

show chassis pic fpc-slot pic-slot (MX240, MX480, MX960 Routers with Application Services Modular Line Card)

```

user@host> show chassis pic fpc-slot 1 pic-slot 2
FPC slot 1, PIC slot 2 information:
Type                               AS-MXC
State                              Online
PIC version                        1.0
Uptime                             11 hours, 18 minutes, 3 seconds

```

show chassis pic fpc-slot pic-slot

```

user@host> show chassis pic fpc-slot 3 pic-slot 0
FPC slot 3, PIC slot 0 information:
Type                               4x10GE SFPP

```


(MX480 Router with MPC4E)

```

State                               Online
PIC version                         0.0
Uptime                             41 seconds

```

PIC port information:

		Fiber		Xcvr vendor	Wave-	Xcvr
Port	Cable type	type	Xcvr vendor	part number	length	
Firmware						
0	10GBASE SR	MM	OPNEXT, INC.	TRS2001EM-0014	850 nm	0.0
1	10GBASE SR	MM	OPNEXT, INC.	TRS2001EM-0014	850 nm	0.0

show chassis pic
fpc-slot pic-slot
(MX2010 Router)

```

user@host>show chassis pic fpc-slot 9 pic-slot 3
FPC slot 9, PIC slot 3 information:
Type                               1X100GE CFP
State                              Online
PIC version                        0.0
Uptime                            14 hours, 51 seconds

```

show chassis pic
fpc-slot pic-slot
(MX2020 Router)

```

user@host>show chassis pic fpc-slot 19 pic-slot 3
FPC slot 19, PIC slot 3 information:
Type                               4x 10GE(LAN) SFP+
State                              Online
PIC version                        0.0
Uptime                            1 day, 11 hours, 26 minutes, 36 seconds

```

PIC port information:

		Fiber		Xcvr vendor	Wave-	Xcvr
Port	Cable type	type	Xcvr vendor	part number	length	
Firmware						
0	10GBASE SR	MM	SumitomoElectric	SPP5200SR-J6-M	850 nm	0.0
1	10GBASE SR	MM	SumitomoElectric	SPP5200SR-J6-M	850 nm	0.0
2	10GBASE SR	MM	SumitomoElectric	SPP5200SR-J6-M	850 nm	0.0
3	10GBASE SR	MM	SumitomoElectric	SPP5200SR-J6-M	850 nm	0.0

show chassis pic
fpc-slot pic-slot

```

user@host> show chassis pic fpc-slot 14 pic-slot 0
FPC slot 14, PIC slot 1 information:
Type                               1X100GE CFP

```

(MX2020 Router with MPC4E)

```

State                               Online
PIC version                         0.0
Uptime                             1 day, 2 hours, 19 minutes, 18 seconds

PIC port information:
Fiber                               Xcvr vendor      Wave-      Xcvr
Port Cable type      type Xcvr vendor      part number      length
Firmware
0    10GBASE SR10    MM    Reflex Photonics  CF-X12-C11801-50 860 nm    4.7

```

show chassis pic fpc-slot pic-slot (T1600 Router with 100-Gigabit Ethernet PIC)

```

user@host> run show chassis pic fpc-slot 3 pic-slot 1
FPC slot 3, PIC slot 1 information:
Type                               100GE SLOT1
ASIC type                         Brooklyn 100GE FPGA
State                             Online
PIC version                       1.3
Uptime                           10 minutes, 44 seconds

PIC port information:
Fiber                               Xcvr vendor
Port Cable type      type Xcvr vendor      part number      Wavelength
0    10GBASE LR4     SM    Opnext Inc.      TRC5E20ENFSF000F 1310 nm

```

show chassis pic fpc-slot pic-slot lcc (TX Matrix Router)

```

user@host> show chassis pic fpc-slot 1 pic-slot 1 lcc 0
lcc0-re0:
-----
PIC fpc slot 1 pic slot 1 information:
Type                               4x OC-3 SONET, SMIR
ASIC type                         D chip
State                             Online
PIC version                       1.2
Uptime                           5 days, 2 hours, 12 minutes, 8 seconds

```

show chassis pic fpc-slot pic-slot lcc (TX Matrix Plus Router)

```

user@host> show chassis pic pic-slot 0 fpc-slot 8
lcc0-re0:
-----
FPC slot 8, PIC slot 0 information:
Type                               1x 10GE(LAN/WAN)
State                             Online
Uptime                           2 hours, 46 minutes, 23 seconds

PIC port information:
Fiber                               Xcvr vendor      part number      Wavelength
Port Cable type      type Xcvr vendor      part number      Wavelength
0    10GBASE ZR       SM    Opnext Inc.      TRF7061BN-LF150 1550 nm
0    10GBASE ZR       SM    FINISAR CORP.    FTRX-1811-3-J2   1550 nm

```

show chassis pic fpc-slot pic-slot

```

user@host> show chassis pic fpc-slot 4 pic-slot 0
FPC slot 4, PIC slot 0 information:
Type                               4x OC-3 1x OC-12 SFP

```

**(Next-Generation
SONET/SDH SFP)**

```

ASIC type          D FPGA
State              Online
PIC version        1.3
Uptime             1 day, 50 minutes, 4 seconds

```

PIC port information:

Port	Cable type	Fiber type	Xcvr vendor	Xcvr vendor part number	Wavelength
0	OC48 short reach	SM	FINISAR CORP.	FTRJ1321P1BTL-J2	1310 nm
1	OC3 short reach	MM	OCF	TRPA03MM3BAS-JE	1310 nm
2	OC3 short reach	MM	OCF	TRXA03MM3BAS-JW	1310 nm
3	OC12 inter reach	SM	FINISAR CORP.	FTLF1322P1BTR	1310 nm

**show chassis pic
fpc-slot pic-slot
(12-Port T1/E1)**

```

user@host> show chassis pic fpc-slot 0 pic-slot 3
FPC slot 0, PIC slot 3 information:
Type          12x T1/E1 CE
State         Online
PIC version   1.1
CPU load average 1 percent
Interrupt load average 0 percent
Total DRAM size 128 MB
Memory buffer utilization 100 percent
Memory heap utilization 4 percent
Uptime        1 day, 22 hours, 28 minutes, 12 seconds
Internal Clock Synchronization Normal

```

**show chassis pic
fpc-slot 0 pic-slot 1 (4x
CHOC3 SONET CE
SFP)**

```

user@host> show chassis pic fpc-slot 0 pic-slot 1
FPC slot 0, PIC slot 1 information:
Type          4x CHOC3 SONET CE SFP
State         Online
PIC version   1.3
CPU load average 1 percent
Interrupt load average 0 percent
Total DRAM size 128 MB
Memory buffer utilization 99 percent
Memory heap utilization 4 percent
Uptime        1 day, 22 hours, 55 minutes, 37 seconds
Internal Clock Synchronization Normal

```

PIC port information:

Port	Cable type	Fiber type	Xcvr vendor	Xcvr vendor part number	Wavelength
0	OC3 short reach	MM	AVAGO	HFBR-57E0P-JU2	n/a
1	OC3 short reach	MM	AVAGO	HFBR-57E0P-JU2	n/a
3	OC3 long reach	SM	OPNEXT INC	TRF5456AVLB314	1310 nm

**show chassis pic
fpc-slot 0 pic-slot 0
(SONET/SDH
OC3/STMI)**

```

user@host> show chassis pic fpc-slot 0 pic-slot 0
FPC slot 0, PIC slot 0 information:
Type          MIC-3D-80C30C12-40C48
State         Online
PIC version   1.8

```

[Multi-Rate] MIC with SFP)

Uptime 3 days, 22 hours, 3 minutes, 50 seconds

PIC port information:

Port	Cable type	Fiber type	Xcvr vendor	Xcvr vendor part number	Wavelength
1	OC12 inter reach	SM	FINISAR CORP	FTRJ1322P1BTR-J3	1310 nm
7	OC12 inter reach	SM	FINISAR CORP	FTRJ1322P1BTR-J3	1310 nm

Multirate Mode Enabled

**show chassis pic
fpc-slot 3 pic-slot 0
(8-port Channelized
SONET/SDH
OC3/STM1
[Multi-Rate] MIC with
SFP)**

user@host> show chassis pic fpc-slot 3 pic-slot 0

FPC slot 3, PIC slot 0 information:

Type MIC-3D-8CHOC3-4CHOC12
 State Online
 PIC version 1.9
 Uptime 1 hour, 21 minutes, 24 seconds

PIC port information:

Port	Cable type	Fiber type	Xcvr vendor	Xcvr vendor part number	Wavelength
0	OC12 short reach	SM	FINISAR CORP.	FTRJ1322P1BTR-J3	1310 nm
1	OC12 short reach	SM	FINISAR CORP.	FTRJ1322P1BTR-J3	1310 nm
2	OC12 inter reach	SM	FINISAR CORP.	FTRJ1322P1BTR-J2	1310 nm
4	OC12 short reach	SM	FINISAR CORP.	FTRJ1322P1BTR-J3	1310 nm
5	OC12 short reach	SM	FINISAR CORP.	FTRJ1322P1BTR-J3	1310 nm
6	OC12 short reach	SM	FINISAR CORP.	FTRJ1322P1BTR-J3	1310 nm
7	OC12 short reach	SM	FINISAR CORP.	FTRJ1322P1BTR-J3	1310 nm

**show chassis pic
fpc-slot 5 pic-slot 0
(4-port Channelized
SONET/SDH
OC3/STM1
[Multi-Rate] MIC with
SFP)**

user@host> show chassis pic fpc-slot 5 pic-slot 0

FPC slot 5, PIC slot 0 information:

Type MIC-3D-4CHOC3-2CHOC12
 State Online
 PIC version 1.9
 Uptime 1 hour, 21 minutes

PIC port information:

Port	Cable type	Fiber type	Xcvr vendor	Xcvr vendor part number	Wavelength
1	OC12 inter reach	SM	FINISAR CORP.	FTRJ1322P1BTR-J3	1310 nm
2	OC12 inter reach	SM	FINISAR CORP.	FTRJ1322P1BTR-J3	1310 nm
3	OC12 short reach	SM	FINISAR CORP.	FTRJ1322P1BTR-J3	1310 nm

**show chassis pic
fpc-slot 1 pic-slot 0**

user@host> show chassis pic fpc-slot 1 pic-slot 0

FPC slot 1, PIC slot 0 information:

Type MIC-3D-10C192-XFP

```

(1-port OC192/STM64 MIC with XFP)      State                Online
                                         PIC version           1.2
                                         Uptime                 1 day, 11 hours, 4 minutes, 6 seconds

PIC port information:
      Port  Cable type      Fiber type  Xcvr vendor      Xcvr vendor      Wavelength
      0      OC192 short reach n/a    FINISAR CORP.    FTLX1412M3BCL-J3  1310 nm

show chassis pic fpc-slot 1 pic-slot 2 (8-port DS3/E3 MIC)
user@host> show chassis pic fpc-slot 1 pic-slot 2
FPC slot 1, PIC slot 2 information:
  Type                MIC-3D-8DS3-E3
  State                Online
  PIC version          1.10
  Uptime               4 days, 1 hour, 29 minutes, 19 seconds
  Channelization Mode  Disabled

show chassis pic fpc-slot 5 pic-slot 0 (OTN)
user@host> show chassis pic fpc-slot 5 pic-slot 0
PIC fpc slot 5 pic slot 0 information:
  Type                1x10GE(LAN),OTN
  ASIC type            H chip
  State                Online
  PIC version          1.0
  Uptime               5 minutes, 50 seconds

show chassis pic fpc-slot 0 pic-slot 0 (QFX3500 Switch)
user@switch> show chassis pic fpc-slot 0 pic-slot 0
FPC slot 0, PIC slot 0 information:
  Type 48x 10G-SFP+ Builtin
  State Online
  Uptime 3 days, 3 hours, 5 minutes, 20 seconds

show chassis pic interconnect-device interconnect1 fpc-slot 9 pic-slot 0 (QFabric Systems)
user@switch> show chassis pic interconnect-device interconnect1 fpc-slot 9 pic-slot 0
FPC slot 9, PIC slot 0 information:
  Type                16x 40G-GE Builtin
  State                Online
  Uptime               2 hours, 47 minutes, 40 seconds

show chassis pic node-device node1 pic-slot 0
user@switch> show chassis pic node-device node1 pic-slot 0
FPC slot node1, PIC slot 0 information:
  Type                48x 10G-SFP+ Builtin

```

pic-slot (QFabric
System)

State
Uptime

Online
2 hours, 52 minutes, 37 seconds

PIC port information:

Port	Cable type	Fiber type	Xcvr vendor	Xcvr vendor part number	Wavelength
0	10GBASE SR	MM	SumitomoElectric	SPP5101SR-J3	850 nm
1	10GBASE SR	MM	SumitomoElectric	SPP5101SR-J3	850 nm
2	10GBASE SR	MM	SumitomoElectric	SPP5101SR-J3	850 nm
3	10GBASE SR	MM	SumitomoElectric	SPP5101SR-J3	850 nm
4	10GBASE SR	MM	SumitomoElectric	SPP5101SR-J3	850 nm
5	10GBASE SR	MM	SumitomoElectric	SPP5101SR-J3	850 nm
6	10GBASE SR	MM	SumitomoElectric	SPP5101SR-J3	850 nm
7	10GBASE SR	MM	SumitomoElectric	SPP5101SR-J3	850 nm
8	10GBASE SR	MM	SumitomoElectric	SPP5101SR-J3	850 nm
9	10GBASE SR	MM	SumitomoElectric	SPP5101SR-J3	850 nm
10	10GBASE SR	MM	SumitomoElectric	SPP5101SR-J3	850 nm
11	10GBASE SR	MM	SumitomoElectric	SPP5101SR-J3	850 nm
12	10GBASE SR	MM	SumitomoElectric	SPP5101SR-J3	850 nm
13	10GBASE SR	MM	SumitomoElectric	SPP5101SR-J3	850 nm
14	10GBASE SR	MM	SumitomoElectric	SPP5101SR-J3	850 nm
15	10GBASE SR	MM	SumitomoElectric	SPP5101SR-J3	850 nm
16	10GBASE SR	MM	SumitomoElectric	SPP5101SR-J3	850 nm
17	10GBASE SR	MM	SumitomoElectric	SPP5101SR-J3	850 nm
18	10GBASE SR	MM	SumitomoElectric	SPP5101SR-J3	850 nm
19	10GBASE SR	MM	SumitomoElectric	SPP5101SR-J3	850 nm
20	10GBASE SR	MM	SumitomoElectric	SPP5101SR-J3	850 nm
21	10GBASE SR	MM	SumitomoElectric	SPP5101SR-J3	850 nm
22	10GBASE SR	MM	SumitomoElectric	SPP5101SR-J3	850 nm
23	10GBASE SR	MM	SumitomoElectric	SPP5101SR-J3	850 nm
24	10GBASE SR	MM	SumitomoElectric	SPP5101SR-J3	850 nm
25	10GBASE SR	MM	SumitomoElectric	SPP5101SR-J3	850 nm
26	10GBASE SR	MM	SumitomoElectric	SPP5101SR-J3	850 nm
27	10GBASE SR	MM	SumitomoElectric	SPP5101SR-J3	850 nm
28	10GBASE SR	MM	SumitomoElectric	SPP5101SR-J3	850 nm
29	10GBASE SR	MM	SumitomoElectric	SPP5101SR-J3	850 nm
30	10GBASE SR	MM	SumitomoElectric	SPP5101SR-J3	850 nm
31	10GBASE SR	MM	SumitomoElectric	SPP5101SR-J3	850 nm
32	10GBASE SR	MM	SumitomoElectric	SPP5101SR-J3	850 nm
33	10GBASE SR	MM	SumitomoElectric	SPP5101SR-J3	850 nm
34	10GBASE SR	MM	SumitomoElectric	SPP5101SR-J3	850 nm
35	10GBASE SR	MM	SumitomoElectric	SPP5101SR-J3	850 nm
36	10GBASE SR	MM	SumitomoElectric	SPP5101SR-J3	850 nm
37	10GBASE SR	MM	SumitomoElectric	SPP5101SR-J3	850 nm
38	10GBASE SR	MM	SumitomoElectric	SPP5101SR-J3	850 nm
39	10GBASE SR	MM	SumitomoElectric	SPP5101SR-J3	850 nm
40	10GBASE SR	MM	SumitomoElectric	SPP5101SR-J3	850 nm
41	10GBASE SR	MM	SumitomoElectric	SPP5101SR-J3	850 nm
42	10GBASE SR	MM	SumitomoElectric	SPP5101SR-J3	850 nm
43	10GBASE SR	MM	SumitomoElectric	SPP5101SR-J3	850 nm
44	10GBASE SR	MM	SumitomoElectric	SPP5101SR-J3	850 nm
45	10GBASE SR	MM	SumitomoElectric	SPP5101SR-J3	850 nm
46	10GBASE SR	MM	SumitomoElectric	SPP5101SR-J3	850 nm
47	10GBASE SR	MM	SumitomoElectric	SPP5101SR-J3	850 nm

show chassis pic
fpc-slot 0 pic-slot 1

```
user@host> show chassis pic fpc-slot 0 pic-slot 1
FPC slot 0, PIC slot 1 information:
Type                               8x 1GE(LAN) RJ45 Built-in
```

(ACX2000 Universal Access Router)	State	Online
	Uptime	6 days, 2 hours, 51 minutes, 11 seconds

show chassis pic FPC-slot 1 PIC-slot 0 (MX Routers with Media Services Blade [MSB])	user@switch> show chassis pic fpc-slot 1 pic-slot 0
	FPC slot 1, PIC slot 0 information:
	Type AS-MSC
	State Online
	PIC version 1.6
	Uptime 11 hours, 17 minutes, 56 seconds

show chassis pic FPC slot 1, PIC slot 2 (MX Routers with Media Services Blade [MSB])	user@switch> show chassis pic fpc-slot 1 pic-slot 2
	Type AS-MXC
	State Online
	PIC version 1.0
	Uptime 11 hours, 18 minutes, 3 seconds

show chassis routing-engine

Syntax	show chassis routing-engine <bios <i>slot</i> >
Syntax (EX Series Switches)	show chassis routing-engine < <i>slot</i> >
Syntax (T Series routers)	show chassis routing-engine <bios <i>slot</i> >
Syntax (TX Matrix Routers)	show chassis routing-engine <bios <i>slot</i> > <lcc <i>number</i> scc>
Syntax (TX Matrix Plus Routers)	show chassis routing-engine <bios <i>slot</i> > <lcc <i>number</i> sfc <i>number</i> >
Syntax (QFX Series)	show chassis routing-engine <interconnect-device <i>name</i> > <node-device <i>name</i> >
Syntax (MX Series Routers)	show chassis routing-engine <bios <i>slot</i> > <all-members> <local> <member <i>member-id</i> >
Syntax (MX2010 3D Universal Edge Routers)	show chassis routing-engine <bios <i>slot</i> >
Syntax (MX2020 3D Universal Edge Routers)	show chassis routing-engine <bios <i>slot</i> >
Syntax (ACX Series Universal Access Routers)	show chassis routing-engine
Release Information	Command introduced before Junos OS Release 7.4. Command introduced in Junos OS Release 9.0 for EX Series switches. sfc option introduced for the TX Matrix Plus router in Junos OS Release in 9.6. Command introduced in Junos OS Release 11.1 for QFX Series. Command introduced in Junos OS Release 12.2 for ACX Series Universal Access Routers. Command introduced in Junos OS Release 12.3 for MX2020 3D Universal Edge Routers. Command introduced in Junos OS Release 12.3 for MX2010 3D Universal Edge Routers.
Description	Display the status of the Routing Engine.

Options	<p>none—Display information about one or more Routing Engines. On a TX Matrix router, display information about all Routing Engines on the TX Matrix router and its attached T640 routers. On a TX Matrix Plus router, display information about all Routing Engines on the TX Matrix Plus router and its attached T1600 routers.</p> <p>all-members—(MX Series routers only) (Optional) Display Routing Engine information for all members of the Virtual Chassis configuration.</p> <p>bios—(Optional) Display the (BIOS) firmware version.</p> <p>interconnect-device <i>number</i>—(QFabric systems only) (Optional) Display Routing Engine information for a specified Interconnect device.</p> <p>lcc <i>number</i>—(TX Matrix and TX Matrix Plus routers only) (Optional) On a TX Matrix router, display Routing Engine information for a specified T640 router (or line-card chassis) that is connected to the TX Matrix router. On a TX Matrix Plus router, display Routing Engine information for a specified T1600 router (or line-card chassis) that is connected to the TX Matrix Plus router. Replace <i>number</i> with a value from 0 through 3.</p> <p>local—(MX Series routers only) (Optional) Display Routing Engine information for the local Virtual Chassis member.</p> <p>member <i>member-id</i>—(MX Series routers only) (Optional) Display Routing Engine information for the specified member of the Virtual Chassis configuration. For an MX Series Virtual Chassis, replace <i>member-id</i> with a value of 0 or 1.</p> <p>node-device <i>number</i>—(QFabric systems only) (Optional) Display Routing Engine information for a specified Node device.</p> <p>scc—(TX Matrix routers only) (Optional) Display Routing Engine information for the TX Matrix router (or switch-card chassis).</p> <p>sfc <i>number</i>—(TX Matrix Plus routers only) (Optional) Display Routing Engine information for the TX Matrix Plus router (or switch-fabric chassis). Replace <i>number</i> with 0.</p> <p>slot—(Systems with multiple Routing Engines) (Optional) Display information for an individual Routing Engine. Replace <i>slot</i> with 0 or 1. For QFX3500 switches, there is only one Routing Engine, so you do not need to specify the slot number.</p>
Required Privilege Level	view
Related Documentation	<ul style="list-style-type: none"> request chassis routing-engine master Configuring Routing Engine Redundancy Switching the Global Master and Backup Roles in a Virtual Chassis Configuration
List of Sample Output	<p>show chassis routing-engine (M5 Router) on page 503</p> <p>show chassis routing-engine (M10 Router) on page 503</p> <p>show chassis routing-engine (M20 Router) on page 503</p>

[show chassis routing-engine \(M40 Router\) on page 504](#)
[show chassis routing-engine \(M120 Router\) on page 504](#)
[show chassis routing-engine \(M160 Router\) on page 505](#)
[show chassis routing-engine \(MX240 Router\) on page 506](#)
[show chassis routing-engine \(MX480 Router\) on page 506](#)
[show chassis routing-engine \(MX960 Router\) on page 506](#)
[show chassis routing-engine \(MX2010 Router\) on page 507](#)
[show chassis routing-engine \(MX2020 Router\) on page 507](#)
[show chassis routing-engine \(T320 router\) on page 508](#)
[show chassis routing-engine \(T640 router\) on page 509](#)
[show chassis routing-engine \(T1600 router\) on page 509](#)
[show chassis routing-engine \(T4000 router\) on page 510](#)
[show chassis routing-engine \(TX Matrix Router\) on page 511](#)
[show chassis routing-engine lcc \(TX Matrix Router\) on page 512](#)
[show chassis routing-engine bios \(TX Matrix Router\) on page 512](#)
[show chassis routing-engine \(TX Matrix Plus Router\) on page 513](#)
[show chassis routing-engine lcc \(TX Matrix Plus Router\) on page 514](#)
[show chassis routing-engine bios \(TX Matrix Plus Router\) on page 515](#)
[show chassis routing-engine \(QFX Series\) on page 515](#)
[show chassis routing-engine \(PTX Series Packet Transport Switch\) on page 515](#)
[show chassis routing-engine \(ACX2000 Universal Access Router\) on page 516](#)
[show chassis routing-engine \(ACX1000 Universal Access Router\) on page 516](#)

Output Fields [Table 24 on page 500](#) lists the output fields for the **show chassis routing-engine** command. Output fields are listed in the approximate order in which they appear.

Table 24: show chassis routing-engine Output Fields

Field Name	Field Description
Slot	(Systems with single and multiple Routing Engines) Slot number.
Current state	(Systems with multiple Routing Engines) Current state of the Routing Engine: Master , Backup , or Disabled .
Election priority	(Systems with multiple Routing Engines) Election priority for the Routing Engine: Master or Backup .
Temperature	Temperature of the air flowing past the Routing Engine.
CPU Temperature	Temperature of the CPU.
DRAM	Total DRAM available to the Routing Engine's processor.
Memory utilization	Percentage of Routing Engine memory being used.

Table 24: show chassis routing-engine Output Fields (*continued*)

Field Name	Field Description
CPU utilization	Information about the Routing Engine's CPU utilization: <ul style="list-style-type: none"> • User—Percentage of CPU time being used by user processes. • Background—Percentage of CPU time being used by background processes. • Kernel—Percentage of CPU time being used by kernel processes. • Interrupt—Percentage of CPU time being used by interrupts. • Idle—Percentage of CPU time that is idle.
Model	Routing Engine model number.
Serial ID	(Systems with multiple Routing Engines) Identification number of the Routing Engine in this slot.
Start time	Time at which the Routing Engine started running.
Uptime	How long the Routing Engine has been running.
Routing Engine BIOS Version	BIOS version being run by the Routing Engine.

Table 24: show chassis routing-engine Output Fields (*continued*)

Field Name	Field Description
Last reboot reason	<p>Reason for last reboot, including:</p> <ul style="list-style-type: none"> • power cycle/failure—Halt of the Routing Engine using the halt command, powering down using the power button on the chassis or any other method (such as removal of the control board or Routing Engine), and then powering back the Routing Engine. A halt of the operating system also occurs if you enter the request system halt command. You can enter this command to halt the system operations on the chassis or specific Routing Engines. To restart the software, press any key on the keyboard. • watchdog—Reboot due to a hardware watchdog. A watchdog is a hardware monitoring process that examines the health and performance of the router to enable the device to recover from failures. A watchdog checks for problems at certain intervals, and reboots the routing engine if a problem is encountered. • reset-button reset—(Not available on the J Series router or EX Series switch) Reboot due to pressing of the reset button on the Routing Engine. • power-button hard power off—Reboot due to pressing of the power button on the chassis. A powering down of the software also occurs if you enter the request system power-off command. You can enter this command to power down the chassis or specific Routing Engines; you can then restart the software. • misc hardware reason—Reboot due to miscellaneous hardware reasons. • thermal shutdown—Reboot due to the router or switch reaching a critical temperature at which point it is unsafe to continue operations. • hard disk failure—Reboot due to a hard disk or solid-state drive (SSD) failure. • reset from debugger—Reboot due to reset from the debugger. • chassis control reset—Restart the chassis process that manages PICs, FPCs, and other hardware components. The chassis control module that runs the Routing Engine performs management and monitoring functions, and it provides a single access point for operational and maintenance functions. A reset of the chassis management process occurs when you enter the restart chassis-control command. • bios auto recovery reset—Reboot due to a BIOS auto-recovery reset. • could not be determined—Reboot due to an undetermined reason. • Router rebooted after a normal shutdown—Reboot due to a normal shutdown. This reason is displayed if the Routing Engine is powered down by pushing and holding the online/offline button on the Routing Engine faceplate for 30 seconds, and then powered back. A reboot of the software also occurs if you enter the request system reboot command. You can enter this command to reboot the chassis or specific Routing Engines.
Load averages	Routing Engine load averages for the last 1, 5, and 15 minutes.

Sample Output

show chassis
routing-engine (M5
Router)

```
user@host> show chassis routing-engine
Routing Engine status:
  Temperature                25 degrees C / 77 degrees F
  DRAM                       768 MB
  Memory utilization          21 percent
  CPU utilization:
    User                      0 percent
    Background                0 percent
    Kernel                    0 percent
    Interrupt                  0 percent
    Idle                       100 percent
  Model                       RE-2.0
  Serial ID                   31000007349bf701
  Start time                   2003-12-04 09:42:17 PST
  Uptime                       26 days, 1 hour, 12 minutes, 27 seconds
  Last reboot reason           Router rebooted after a normal shutdown
  Load averages:              1 minute   5 minute  15 minute
                               0.00        0.01    0.00
```

show chassis
routing-engine (M10
Router)

```
user@host> show chassis routing-engine
Routing Engine status:
  Temperature                25 degrees C / 77 degrees F
  DRAM                       768 MB
  Memory utilization          21 percent
  CPU utilization:
    User                      0 percent
    Background                0 percent
    Kernel                    0 percent
    Interrupt                  0 percent
    Idle                       100 percent
  Model                       RE-2.0
  Serial ID                   31000007349bf701
  Start time                   2003-12-04 09:42:17 PST
  Uptime                       26 days, 1 hour, 12 minutes, 27 seconds
  Last reboot reason           Router rebooted after a normal shutdown
  Load averages:              1 minute   5 minute  15 minute
                               0.00        0.01    0.00
```

show chassis
routing-engine (M20
Router)

```
user@host> show chassis routing-engine
Routing Engine status:
  Slot 0:
    Current state              Master
    Election priority           Master (default)
    Temperature                 29 degrees C / 84 degrees F
    DRAM                        768 MB
    Memory utilization          20 percent
    CPU utilization:
      User                      1 percent
      Background                0 percent
      Kernel                    2 percent
      Interrupt                  0 percent
      Idle                       97 percent
    Model                       RE-2.0
    Serial ID                   58000007348d9a01
    Start time                   2003-12-30 07:05:47 PST
    Uptime                       3 hours, 41 minutes, 14 seconds
```

```

Last reboot reason      Router rebooted after a normal shutdown
Load averages:         1 minute   5 minute   15 minute
                        0.00        0.02        0.00

Routing Engine status:
Slot 1:
  Current state          Backup
  Election priority      Backup (default)
  Temperature            29 degrees C / 84 degrees F
  DRAM                   768 MB
  Memory utilization     0 percent
  CPU utilization:
    User                 0 percent
    Background           0 percent
    Kernel               1 percent
    Interrupt            0 percent
    Idle                 99 percent
  Model                  RE-2.0
  Serial ID              d800000734745701
  Start time             2003-06-17 16:37:33 PDT
  Uptime                 195 days, 18 hours, 47 minutes, 9 seconds
  Last reboot reason     Router rebooted after a normal shutdown

```

show chassis routing-engine (M40 Router)

```

user@host> show chassis routing-engine
Routing Engine status:
  Temperature            25 degrees C / 77 degrees F
  DRAM                   768 MB
  Memory utilization     21 percent
  CPU utilization:
    User                 0 percent
    Background           0 percent
    Kernel               0 percent
    Interrupt            0 percent
    Idle                 100 percent
  Model                  RE-2.0
  Serial ID              31000007349bf701
  Start time             2003-12-04 09:42:17 PST
  Uptime                 26 days, 1 hour, 12 minutes, 27 seconds
  Last reboot reason     Router rebooted after a normal shutdown
  Load averages:         1 minute   5 minute   15 minute
                        0.00        0.01        0.00

```

show chassis routing-engine (M120 Router)

```

user@host> show chassis routing-engine
Routing Engine status:
Slot 0:
  Current state          Master
  Election priority      Master (default)
  Temperature            46 degrees C / 114 degrees F
  CPU temperature        44 degrees C / 111 degrees F
  DRAM                   2048 MB
  Memory utilization     18 percent
  CPU utilization:
    User                 0 percent
    Background           0 percent
    Kernel               5 percent
    Interrupt            0 percent
    Idle                 95 percent
  Model                  RE-A-1000
  Serial ID              1000621154
  Start time             2006-10-31 17:10:05 PST
  Uptime                 14 minutes, 31 seconds

```

```

Last reboot reason      Router rebooted after a normal shutdown
Load averages:         1 minute   5 minute   15 minute
                        0.02        0.07        0.07

Routing Engine status:
Slot 1:
  Current state         Backup
  Election priority     Backup (default)
  Temperature           45 degrees C / 113 degrees F
  CPU temperature       42 degrees C / 107 degrees F
  DRAM                  2048 MB
  Memory utilization    15 percent
  CPU utilization:
    User                0 percent
    Background          0 percent
    Kernel              0 percent
    Interrupt           0 percent
    Idle                100 percent
  Model                 RE-A-1000
  Serial ID             1000621151
  Start time            2006-10-31 17:10:04 PST
  Uptime                14 minutes, 30 seconds
  Last reboot reason    Router rebooted after a normal shutdown

```

show chassis routing-engine (M160 Router)

```

user@host> show chassis routing-engine
Routing Engine status:
Slot 0:
  Current state         Master
  Election priority     Master (default)
  Temperature           43 degrees C / 109 degrees F
  DRAM                  2048 MB
  Memory utilization    11 percent
  CPU utilization:
    User                1 percent
    Background          0 percent
    Kernel              2 percent
    Interrupt           0 percent
    Idle                97 percent
  Model                 RE-3.0
  Serial ID             210865700403
  Start time            2003-12-23 12:25:55 PST
  Uptime                6 days, 22 hours, 33 minutes, 24 seconds
  Last reboot reason    Router rebooted after a normal shutdown
  Load averages:       1 minute   5 minute   15 minute
                        0.24        0.13        0.04

Routing Engine status:
Slot 1:
  Current state         Backup
  Election priority     Backup (default)
  Temperature           40 degrees C / 104 degrees F
  DRAM                  2048 MB
  Memory utilization    9 percent
  CPU utilization:
    User                0 percent
    Background          0 percent
    Kernel              0 percent
    Interrupt           0 percent
    Idle                100 percent
  Model                 RE-3.0
  Serial ID             210865700332
  Start time            2003-12-23 12:25:55 PST
  Uptime                6 days, 22 hours, 33 minutes, 21 seconds

```

Last reboot reason Router rebooted after a normal shutdown

**show chassis
routing-engine
(MX240 Router)**

```
user@host> show chassis routing-engine
Routing Engine status:
Slot 0:
  Current state           Backup
  Election priority       Master (default)
  Temperature             40 degrees C / 104 degrees F
  CPU temperature         47 degrees C / 116 degrees F
  DRAM                    3584 MB
  Memory utilization      7 percent
  CPU utilization:
    User                  0 percent
    Background            0 percent
    Kernel                0 percent
    Interrupt             0 percent
    Idle                  100 percent
  Model                   RE-S-2000
  Serial ID               1000703522
  Start time              2007-12-19 10:35:40 PST
  Uptime                  16 days, 3 hours, 15 minutes, 23 seconds
  Last reboot reason      Router rebooted after a normal shutdown
```

**show chassis
routing-engine
(MX480 Router)**

```
user@host> show chassis routing-engine
Routing Engine status:
Slot 0:
  Current state           Master
  Election priority       Master (default)
  Temperature             41 degrees C / 105 degrees F
  CPU temperature         38 degrees C / 100 degrees F
  DRAM                    2048 MB
  Memory utilization      13 percent
  CPU utilization:
    User                  0 percent
    Background            0 percent
    Kernel                2 percent
    Interrupt             0 percent
    Idle                  98 percent
  Model                   RE-S-1300
  Serial ID               1000697044
  Start time              2008-01-04 06:46:08 PST
  Uptime                  8 hours, 17 minutes, 16 seconds
  Last reboot reason      Router rebooted after a normal shutdown
```

**show chassis
routing-engine
(MX960 Router)**

```
user@host> show chassis routing-engine
Routing Engine status:
Slot 0:
  Current state           Master
  Election priority       Master (default)
  Temperature             37 degrees C / 98 degrees F
  CPU temperature         37 degrees C / 98 degrees F
  DRAM                    2048 MB
  Memory utilization      18 percent
  CPU utilization:
    User                  0 percent
    Background            0 percent
    Kernel                4 percent
    Interrupt             0 percent
    Idle                  96 percent
```



```

Model                RE-S-1300
Serial ID             1000617944
Start time            2006-10-26 12:37:13 PDT
Uptime                6 days, 4 hours, 59 minutes, 40 seconds
Last reboot reason    Router rebooted after a normal shutdown
Load averages:        1 minute   5 minute  15 minute
                       0.16       0.08     0.02

```

show chassis routing-engine (MX2010 Router)

```
user@host> show chassis routing-engine
```

Routing Engine status:

```

Slot 0:
  Current state          Master
  Election priority      Master (default)
  Temperature            3 degrees C / 37 degrees F
  CPU temperature        3 degrees C / 37 degrees F
  DRAM                   17152 MB
  Memory utilization      13 percent
  CPU utilization:
    User                  0 percent
    Background            0 percent
    Kernel                4 percent
    Interrupt             2 percent
    Idle                  95 percent
  Model                  RE-S-1800x4
  Serial ID              9009099704
  Start time              2012-10-02 14:33:32 PDT
  Uptime                  14 hours, 39 minutes, 39 seconds
  Last reboot reason      Router rebooted after a normal shutdown.
  Load averages:         1 minute   5 minute  15 minute
                           0.06       0.05     0.01

```

Routing Engine status:

```

Slot 1:
  Current state          Backup
  Election priority      Backup (default)
  Temperature            1 degrees C / 33 degrees F
  CPU temperature        2 degrees C / 35 degrees F
  DRAM                   17152 MB
  Memory utilization      11 percent
  CPU utilization:
    User                  0 percent
    Background            0 percent
    Kernel                0 percent
    Interrupt             0 percent
    Idle                  100 percent
  Model                  RE-S-1800x4
  Serial ID              9009099706
  Start time              2012-10-02 10:36:06 PDT
  Uptime                  18 hours, 36 minutes, 57 seconds
  Last reboot reason      Router rebooted after a normal shutdown.
  Load averages:         1 minute   5 minute  15 minute
                           0.01       0.00     0.00

```

show chassis routing-engine (MX2020 Router)

```
user@host> show chassis routing-engine
```

Routing Engine status:

```

Slot 0:
  Current state          Master
  Election priority      Master (default)
  Temperature            6 degrees C / 42 degrees F
  CPU temperature        6 degrees C / 42 degrees F

```

```

DRAM 17152 MB
Memory utilization 14 percent
CPU utilization:
  User 1 percent
  Background 0 percent
  Kernel 7 percent
  Interrupt 2 percent
  Idle 91 percent
Model RE-S-1800x4
Serial ID 9009089704
Start time 2012-10-02 11:05:24 PDT
Uptime 2 days, 15 hours, 49 minutes, 13 seconds
Last reboot reason Router rebooted after a normal shutdown.
Load averages: 1 minute 5 minute 15 minute
                0.10 0.05 0.01

Routing Engine status:
Slot 1:
  Current state Backup
  Election priority Backup (default)
  Temperature 7 degrees C / 44 degrees F
  CPU temperature 5 degrees C / 41 degrees F
  DRAM 17152 MB
  Memory utilization 12 percent
  CPU utilization:
    User 0 percent
    Background 0 percent
    Kernel 0 percent
    Interrupt 0 percent
    Idle 99 percent
  Model RE-S-1800x4
  Serial ID 9009094138
  Start time 2012-10-02 11:09:57 PDT
  Uptime 2 days, 15 hours, 44 minutes, 27 seconds
  Last reboot reason Router rebooted after a normal shutdown.
  Load averages: 1 minute 5 minute 15 minute
                  0.00 0.00 0.00

```

**show chassis
routing-engine (T320
router)**

```

user@host> show chassis routing-engine
Slot 0:
  Current state Master
  Election priority Master (default)
  Temperature 51 degrees C / 123 degrees F
  CPU temperature 55 degrees C / 131 degrees F
  DRAM 3584 MB
  Memory utilization 11 percent
  CPU utilization:
    User 0 percent
    Background 0 percent
    Kernel 2 percent
    Interrupt 0 percent
    Idle 97 percent
  Model RE-A-2000
  Serial ID 9009010618
  Start time 2012-10-10 01:24:05 PDT
  Uptime 5 days, 10 hours, 49 minutes, 23 seconds
  Last reboot reason 0x1:power cycle/failure
  Load averages: 1 minute 5 minute 15 minute
                  0.00 0.05 0.04

Routing Engine status:
Slot 1:
  Current state Backup

```

```

Election priority          Backup (default)
Temperature                45 degrees C / 113 degrees F
CPU temperature            48 degrees C / 118 degrees F
DRAM                      3584 MB
Memory utilization        9 percent
CPU utilization:
  User                     0 percent
  Background               0 percent
  Kernel                   0 percent
  Interrupt                0 percent
  Idle                     100 percent
Model                     RE-A-2000
Serial ID                  9009003642
Start time                 2012-10-10 01:24:04 PDT
Uptime                     5 days, 10 hours, 49 minutes, 28 seconds
Last reboot reason        0x1:power cycle/failure

```

show chassis
routing-engine (T640
router)

user@host> show chassis routing-engine

Routing Engine status:

Slot 0:

```

Current state              Master
Election priority          Master (default)
Temperature                50 degrees C / 122 degrees F
CPU temperature            58 degrees C / 136 degrees F
DRAM                      3584 MB
Memory utilization        14 percent
CPU utilization:
  User                     1 percent
  Background               0 percent
  Kernel                   4 percent
  Interrupt                1 percent
  Idle                     95 percent
Model                     RE-A-2000
Serial ID                  1000686556
Start time                 2012-10-10 01:24:02 PDT
Uptime                     5 days, 10 hours, 50 minutes, 27 seconds
Last reboot reason        0x1:power cycle/failure
Load averages:            1 minute   5 minute   15 minute
                           1.24       0.33      0.12

```

Routing Engine status:

Slot 1:

```

Current state              Backup
Election priority          Backup (default)
Temperature                44 degrees C / 111 degrees F
CPU temperature            49 degrees C / 120 degrees F
DRAM                      3584 MB
Memory utilization        12 percent
CPU utilization:
  User                     0 percent
  Background               0 percent
  Kernel                   0 percent
  Interrupt                1 percent
  Idle                     99 percent
Model                     RE-A-2000
Serial ID                  1000702739
Start time                 2012-10-10 01:24:02 PDT
Uptime                     5 days, 10 hours, 50 minutes, 26 seconds
Last reboot reason        0x1:power cycle/failure

```

user@host> show chassis routing-engine

```
show chassis
routing-engine (T1600
router)
```

```
Routing Engine status:
Slot 0:
  Current state           Master
  Election priority       Master (default)
  Temperature             48 degrees C / 118 degrees F
  CPU temperature         58 degrees C / 136 degrees F
  DRAM                    3584 MB
  Memory utilization      13 percent
  CPU utilization:
    User                  0 percent
    Background            0 percent
    Kernel                3 percent
    Interrupt             1 percent
    Idle                  96 percent
  Model                   RE-A-2000
  Serial ID               1000704521
  Start time              2012-10-10 01:23:41 PDT
  Uptime                  5 days, 10 hours, 46 minutes, 56 seconds
  Last reboot reason      0x1:power cycle/failure
  Load averages:         1 minute   5 minute   15 minute
                        0.05         0.03         0.01

Routing Engine status:
Slot 1:
  Current state           Backup
  Election priority       Backup (default)
  Temperature             44 degrees C / 111 degrees F
  CPU temperature         48 degrees C / 118 degrees F
  DRAM                    3584 MB
  Memory utilization      12 percent
  CPU utilization:
    User                  0 percent
    Background            0 percent
    Kernel                0 percent
    Interrupt             0 percent
    Idle                  100 percent
  Model                   RE-A-2000
  Serial ID               9009006579
  Start time              2012-10-10 01:23:42 PDT
  Uptime                  5 days, 10 hours, 46 minutes, 54 seconds
  Last reboot reason      0x1:power cycle/failure
```

```
show chassis
routing-engine (T4000
router)
```

```
user@host> show chassis routing-engine
Routing Engine status:
Slot 0:
  Current state           Master
  Election priority       Master (default)
  Temperature             33 degrees C / 91 degrees F
  CPU temperature         50 degrees C / 122 degrees F
  DRAM                    8960 MB
  Memory utilization      18 percent
  CPU utilization:
    User                  0 percent
    Background            0 percent
    Kernel                4 percent
    Interrupt             1 percent
    Idle                  95 percent
  Model                   RE-DUO-1800
  Serial ID               P737F-002248
  Start time              2012-02-09 22:49:53 PST
  Uptime                  2 hours, 21 minutes, 35 seconds
  Last reboot reason      Router rebooted after a normal shutdown.
```

```

Load averages:          1 minute   5 minute  15 minute
                        0.00        0.04     0.00

Routing Engine status:
Slot 1:
  Current state          Backup
  Election priority      Backup (default)
  Temperature            32 degrees C / 89 degrees F
  CPU temperature        46 degrees C / 114 degrees F
  DRAM                   8960 MB
  Memory utilization     24 percent
  CPU utilization:
    User                 0 percent
    Background           0 percent
    Kernel               0 percent
    Interrupt            0 percent
    Idle                 99 percent
  Model                  RE-DUO-1800
  Serial ID              P737F-002653
  Start time             2012-02-08 20:12:51 PST
  Uptime                 1 day, 4 hours, 58 minutes, 28 seconds
  Last reboot reason     Router rebooted after a normal shutdown.

```

show chassis
routing-engine (TX
Matrix Router)

```

user@host> show chassis routing-engine
scc-re0:

```

```

-----
Routing Engine status:
Slot 0:
  Current state          Master
  Election priority      Master (default)
  Temperature            34 degrees C / 93 degrees F
  CPU temperature        33 degrees C / 91 degrees F
  DRAM                   2048 MB
  Memory utilization     12 percent
  CPU utilization:
    User                 0 percent
    Background           0 percent
    Kernel               2 percent
    Interrupt            0 percent
    Idle                 98 percent
  Model                  RE-4.0
  Serial ID              P11123900153
  Start time             2004-08-05 18:42:05 PDT
  Uptime                 9 days, 22 hours, 49 minutes, 50 seconds
  Last reboot reason     Router rebooted after a normal shutdown
  Load averages:        1 minute   5 minute  15 minute
                        0.00        0.08     0.07

```

```

lcc0-re0:

```

```

-----
Routing Engine status:
Slot 0:
  Current state          Master
  Election priority      Master (default)
  Temperature            33 degrees C / 91 degrees F
  CPU temperature        30 degrees C / 86 degrees F
  DRAM                   2048 MB
  Memory utilization     12 percent
  CPU utilization:
    User                 0 percent
    Background           0 percent
    Kernel               1 percent

```

```

        Interrupt          0 percent
        Idle               98 percent
        Model              RE-3.0
        Serial ID          210865700363
        Start time         2004-08-05 18:42:05 PDT
        Uptime             9 days, 22 hours, 48 minutes, 20 seconds
        Last reboot reason Router rebooted after a normal shutdown
        Load averages:     1 minute   5 minute   15 minute
                           0.00       0.02       0.00

```

lcc2-re0:

Routing Engine status:

Slot 0:

```

        Current state      Master
        Election priority   Master (default)
        Temperature        34 degrees C / 93 degrees F
        CPU temperature     35 degrees C / 95 degrees F
        DRAM                2048 MB
        Memory utilization  12 percent
        CPU utilization:
            User            0 percent
            Background      0 percent
            Kernel          2 percent
            Interrupt       0 percent
            Idle            98 percent
        Model              RE-4.0
        Serial ID          P11123900126
        Start time         2004-08-05 18:42:05 PDT
        Uptime             9 days, 22 hours, 49 minutes, 4 seconds
        Last reboot reason Router rebooted after a normal shutdown
        Load averages:     1 minute   5 minute   15 minute
                           0.01       0.01       0.0

```

**show chassis
routing-engine lcc (TX
Matrix Router)**

user@host> show chassis routing-engine 0 lcc 0

lcc0-re0:

Routing Engine status:

Slot 0:

```

        Current state      Master
        Election priority   Master (default)
        Temperature        33 degrees C / 91 degrees F
        CPU temperature     30 degrees C / 86 degrees F
        DRAM                2048 MB
        Memory utilization  12 percent
        CPU utilization:
            User            0 percent
            Background      0 percent
            Kernel          1 percent
            Interrupt       0 percent
            Idle            98 percent
        Model              RE-3.0
        Serial ID          210865700363
        Start time         2004-08-05 18:42:05 PDT
        Uptime             7 days, 22 hours, 49 minutes, 6 seconds
        Last reboot reason Router rebooted after a normal shutdown
        Load averages:     1 minute   5 minute   15 minute
                           0.00       0.00       0.00

```

user@host> show chassis routing-engine bios

show chassis
routing-engine bios
(TX Matrix Router)

```
scc-re0:
-----
Routing Engine BIOS Version: V1.0.0
lcc0-re0:
-----
Routing Engine BIOS Version: V1.0.17
lcc2-re0:
-----
Routing Engine BIOS Version: V1.0.0
```

show chassis
routing-engine (TX
Matrix Plus Router)

```
user@host> show chassis routing-engine
sfc0-re0:
-----
Routing Engine status:
Slot 0:
  Current state           Master
  Election priority       Master (default)
  Temperature             27 degrees C / 80 degrees F
  CPU temperature         42 degrees C / 107 degrees F
  DRAM                    3327 MB
  Memory utilization      12 percent
  CPU utilization:
    User                  0 percent
    Background            0 percent
    Kernel                 2 percent
    Interrupt              0 percent
    Idle                  98 percent
  Model                   RE-TXP-SFC
  Serial ID               737A-1024
  Start time              2009-05-11 17:39:49 PDT
  Uptime                  3 hours, 45 minutes, 25 seconds
  Last reboot reason      Router rebooted after a normal shutdown.
  Load averages:         1 minute   5 minute   15 minute
                           0.00       0.00       0.00

Routing Engine status:
Slot 1:
  Current state           Backup
  Election priority       Backup (default)
  Temperature             29 degrees C / 84 degrees F
  CPU temperature         43 degrees C / 109 degrees F
  DRAM                    3327 MB
  Memory utilization      11 percent
  CPU utilization:
    User                  0 percent
    Background            0 percent
    Kernel                 0 percent
    Interrupt              0 percent
    Idle                  100 percent
  Model                   RE-TXP-SFC
  Serial ID               737A-1024
  Start time              2009-05-11 17:08:54 PDT
  Uptime                  4 hours, 16 minutes, 52 seconds
  Last reboot reason      0x1:power cycle/failure

lcc0-re0:
-----
Routing Engine status:
Slot 0:
  Current state           Master
  Election priority       Master (default)
  Temperature             30 degrees C / 86 degrees F
```

```

CPU temperature      43 degrees C / 109 degrees F
DRAM                3327 MB
Memory utilization   9 percent
CPU utilization:
  User              0 percent
  Background        0 percent
  Kernel            2 percent
  Interrupt         0 percent
  Idle             98 percent
Model              RE-TXP-LCC
Serial ID          737F-1024
Start time         2009-05-11 17:40:32 PDT
Uptime            3 hours, 44 minutes, 51 seconds
Last reboot reason Router rebooted after a normal shutdown.
Load averages:     1 minute   5 minute   15 minute
                   0.00      0.00      0.00

```

Routing Engine status:

Slot 1:

```

Current state      Backup
Election priority   Backup (default)
Temperature        30 degrees C / 86 degrees F
CPU temperature    43 degrees C / 109 degrees F
DRAM              3327 MB
Memory utilization 9 percent
CPU utilization:
  User            0 percent
  Background      0 percent
  Kernel          0 percent
  Interrupt       0 percent
  Idle           100 percent
Model            RE-TXP-LCC
Serial ID        737F-1024
Start time       2009-05-06 17:31:32 PDT
Uptime          5 days, 3 hours, 54 minutes, 19 seconds
Last reboot reason Router rebooted after a normal shutdown.

```

**show chassis
routing-engine lcc (TX
Matrix Plus Router)**

```

user@host> show chassis routing-engine 0 lcc 0
1cc0-re0:

```

Routing Engine status:

Slot 0:

```

Current state      Master
Election priority   Master (default)
Temperature        30 degrees C / 86 degrees F
CPU temperature    43 degrees C / 109 degrees F
DRAM              3327 MB
Memory utilization 9 percent
CPU utilization:
  User            0 percent
  Background      0 percent
  Kernel          2 percent
  Interrupt       0 percent
  Idle           98 percent
Model            RE-TXP-LCC
Serial ID        737F-1024
Start time       2009-05-11 17:40:32 PDT
Uptime          3 hours, 45 minutes, 26 seconds
Last reboot reason Router rebooted after a normal shutdown.
Load averages:     1 minute   5 minute   15 minute
                   0.00      0.00      0.00

```

Routing Engine status:


```

Slot 1:
  Current state           Backup
  Election priority       Backup (default)
  Temperature             30 degrees C / 86 degrees F
  CPU temperature         43 degrees C / 109 degrees F
  DRAM                   3327 MB
  Memory utilization      9 percent
  CPU utilization:
    User                  0 percent
    Background            0 percent
    Kernel                0 percent
    Interrupt             0 percent
    Idle                  100 percent
  Model                   RE-TXP-LCC
  Serial ID               737F-1024
  Start time              2009-05-06 17:31:32 PDT
  Uptime                  5 days, 3 hours, 54 minutes, 59 seconds
  Last reboot reason      Router rebooted after a normal shutdown.

```

**show chassis
routing-engine bios
(TX Matrix Plus
Router)**

```
user@host> show chassis routing-engine bios
```

```
sfc0-re0:
```

```
-----
Routing Engine BIOS Version: V0.0.Z
```

```
lcc0-re0:
```

```
-----
Routing Engine BIOS Version: V0.0.N
```

**show chassis
routing-engine (QFX
Series)**

```
user@switch> show chassis routing-engine
```

```
Routing Engine status:
```

```
Slot 0:
```

```
Current state Master
```

```
Election priority Master (default)
```

```
DRAM 2820 MB
```

```
Memory utilization 49 percent
```

```
CPU utilization:
```

```
User 1 percent
```

```
Background 0 percent
```

```
Kernel 1 percent
```

```
Interrupt 0 percent
```

```
Idle 97 percent
```

```
Model QFX3500-48S4Q
```

```
Serial ID S/N ED3709
```

```
Uptime 3 days, 4 hours, 29 minutes, 42 seconds
```

```
Last reboot reason 0x200:chassis control reset
```

```
Load averages: 1 minute 5 minute 15 minute
```

```
0.37 0.26 0.19
```

**show chassis
routing-engine (PTX)**

```
user@switch> show chassis routing-engine
```

```
Routing Engine status:
```

```
Slot 0:
```

Series Packet
Transport Switch)

```

Current state                Master
Election priority            Master (default)
Temperature                  60 degrees C / 140 degrees F
CPU temperature              76 degrees C / 168 degrees F
DRAM                        17152 MB
Memory utilization           11 percent
CPU utilization:
  User                       0 percent
  Background                 0 percent
  Kernel                     4 percent
  Interrupt                  0 percent
  Idle                       95 percent
Model                       RE-DUO-2600
Serial ID                   P737A-002231
Start time                  2011-12-21 16:54:37 PST
Uptime                      25 minutes, 44 seconds
Last reboot reason          Router rebooted after a normal shutdown.
Load averages:              1 minute  5 minute  15 minute
                             0.01      0.02      0.06

Routing Engine status:
Slot 1:
  Current state              Backup
  Election priority          Backup (default)
  Temperature                50 degrees C / 122 degrees F
  CPU temperature            64 degrees C / 147 degrees F
  DRAM                      17152 MB
  Memory utilization         10 percent
  CPU utilization:
    User                     0 percent
    Background               0 percent
    Kernel                   0 percent
    Interrupt                0 percent
    Idle                     99 percent
  Model                     RE-DUO-2600
  Serial ID                 P737A-002438
  Start time                2011-12-21 16:52:26 PST
  Uptime                    27 minutes, 49 seconds
  Last reboot reason        Router rebooted after a normal shutdown.

```

show chassis
routing-engine
(ACX2000 Universal
Access Router)

```

user@host> show chassis routing-engine
Routing Engine status:
  Temperature                53 degrees C / 127 degrees F
  DRAM                      1536 MB
  Memory utilization         25 percent
  CPU utilization:
    User                     0 percent
    Background               0 percent
    Kernel                   0 percent
    Interrupt                1 percent
    Idle                     99 percent
  Model                     RE-ACX-2000
  Start time                2012-05-09 00:57:07 PDT
  Uptime                    5 days, 3 hours, 16 minutes, 15 seconds
  Last reboot reason        Router rebooted after a normal shutdown.
  Load averages:           1 minute  5 minute  15 minute
                             0.00      0.03      0.05

```

show chassis
routing-engine

```

user@host> show chassis routing-engine
Routing Engine status:
  Temperature                36 degrees C / 96 degrees F

```

(ACX1000 Universal
Access Router)

DRAM	768 MB
Memory utilization	50 percent
CPU utilization:	
User	3 percent
Background	0 percent
Kernel	6 percent
Interrupt	0 percent
Idle	91 percent
Model	RE-ACX-1000
Start time	2012-05-10 07:12:23 PDT
Uptime	4 days, 10 hours, 46 minutes, 53 seconds
Last reboot reason	Router rebooted after a normal shutdown.
Load averages:	1 minute 5 minute 15 minute
	0.00 0.00 0.00

show chassis temperature-thresholds

Syntax	show chassis temperature-thresholds
Syntax (TX Matrix Routers)	show chassis temperature-thresholds <lcc <i>number</i> scc>
Syntax (TX Matrix Plus Routers)	show chassis temperature-thresholds <lcc <i>number</i> sfc <i>number</i> >
Syntax (MX Series Routers)	show chassis temperature-thresholds <all-members> <local> <member <i>member-id</i> >
Syntax (MX2010 and MX2020 3D Universal Edge Routers)	show chassis temperature-thresholds
Syntax (QFX Series)	show chassis temperature-thresholds <interconnect-device <i>name</i> > <node-device <i>name</i> >
Release Information	<p>Command introduced in Junos OS Release 8.0.</p> <p>Command introduced in Junos OS Release 9.0 for EX Series switches.</p> <p>sfc command introduced for the TX Matrix Plus router in Junos OS Release 9.6.</p> <p>Command introduced in Junos OS Release 11.1 for QFX Series.</p> <p>Command introduced in Junos OS Release 12.1 for T4000 Core Routers.</p> <p>Command introduced in Junos OS Release 12.1 for PTX Series Packet Transport Switches.</p> <p>Command introduced in Junos OS Release 12.3 for MX2020 3D Universal Edge Routers.</p> <p>Command introduced in Junos OS Release 12.3 for MX2010 3D Universal Edge Routers.</p>
Description	Display chassis temperature threshold settings, in degrees Celsius.
Options	<p>none—Display the temperature threshold details.</p> <p>all-members—(MX Series routers only) (Optional) Display the chassis temperature threshold settings of all member routers in the Virtual Chassis configuration.</p> <p>interconnect-device <i>name</i>—(QFabric systems only) (Optional) Display the chassis temperature threshold settings of the Interconnect device.</p> <p>lcc <i>number</i>—(TX Matrix and TX Matrix Plus routers only) (Optional) On a TX Matrix router, display the temperature threshold details of a specified T640 router (or line-card chassis) that is connected to a TX Matrix router. On a TX Matrix Plus router, display the temperature threshold details of a specified T1600 router (or line-card chassis) that is connected to a TX Matrix Plus router. Replace <i>number</i> with a value from 0 through 3.</p> <p>local—(MX Series routers only) (Optional) Display the chassis temperature threshold settings of the local Virtual Chassis member.</p>

member *member-id*—(MX Series routers only) (Optional) Display the chassis temperature threshold settings of the specified member of the Virtual Chassis configuration. Replace *member-id* with a value of 0 or 1.

node-device *name*—(QFabric systems only) (Optional) Display the chassis temperature threshold settings of the Node device.

scc—(TX Matrix routers only) (Optional) Display the temperature threshold details of the TX Matrix router (or switch-card chassis).

sfc *number*—(TX Matrix Plus routers only) (Optional) Display the temperature threshold details of the TX Matrix Plus router (or switch-fabric chassis). Replace *number* with 0.

Required Privilege Level view

Related Documentation • Defining Alarm Thresholds for System Temperature Sensors

List of Sample Output [show chassis temperature-thresholds on page 521](#)
[show chassis temperature-thresholds \(MX240, MX480, MX960 Routers with Application Services Modular Line Card\) on page 521](#)
[show chassis temperature-thresholds \(MX480 with MPC4E\) on page 522](#)
[show chassis temperature-thresholds \(MX2010 Router\) on page 522](#)
[show chassis temperature-thresholds \(MX2020 Router\) on page 524](#)
[show chassis temperature-thresholds \(MX2020 with MPC4E\) on page 527](#)
[show chassis temperature-thresholds \(T4000 Core Routers\) on page 531](#)
[show chassis temperature-thresholds \(TX Matrix Plus Router\) on page 531](#)
[show chassis temperature-thresholds lcc \(TX Matrix Plus Router\) on page 533](#)
[show chassis temperature-thresholds sfc \(TX Matrix Plus Router\) on page 533](#)
[show chassis temperature-thresholds \(QFX3500 Switch and QFX3600\) on page 534](#)
[show chassis temperature-thresholds interconnect-device \(QFabric System\) on page 534](#)
[show chassis temperature-thresholds \(PTX5000 Packet Transport Switch\) on page 534](#)
[show chassis temperature-thresholds \(MX Routers with Media Services Blade \[MSB\]\) on page 535](#)

Output Fields [Table 25 on page 519](#) lists the output fields for the **show chassis temperature-thresholds** command. Output fields are listed in the approximate order in which they appear.

Table 25: show chassis temperature-thresholds Output Fields

Field name	Field Description
Item	Chassis component. If per FRU per slot thresholds are configured, the components about which information is displayed include the chassis, the Routing Engines, FPCs, and FEBs. If per FRU per slot thresholds are not configured, the components about which information is displayed include the chassis and the Routing Engines.

Table 25: show chassis temperature-thresholds Output Fields (*continued*)

Field name	Field Description
Fan speed	<p>NOTE: On the QFX3500 switch and QFX3600 switch, there are four fan speeds: low, medium-low, medium-high, and high. The fan speed changes at the threshold when going from a low speed to a higher speed. When the fan speed changes from a higher speed to a lower speed, the temperature changes two degrees below the threshold.</p> <p>Temperature threshold settings, in degrees Celsius, for the fans to operate at normal and high speeds.</p> <ul style="list-style-type: none"> • Normal—The fans operate at normal speed if the component is at or below this temperature and all the fans are present and functioning normally. • High—The fans operate at high speed if the component has exceeded this temperature or a fan has failed or is missing. <p>NOTE: For MX480 Routers, there are three fan speeds: Low, Medium, and High.</p> <p>An alarm is not triggered until the temperature exceeds the threshold settings for a yellow alarm or a red alarm.</p>
Yellow alarm	<p>Temperature threshold settings, in degrees Celsius, that trigger a yellow alarm.</p> <ul style="list-style-type: none"> • Normal—The temperature that must be exceeded on the component to trigger a yellow alarm when the fans are running at full speed. • Bad fan—The temperature that must be exceeded on the component to trigger a yellow alarm when one or more fans have failed or are missing.
Red alarm	<p>Temperature threshold settings, in degrees Celsius, that trigger a red alarm.</p> <ul style="list-style-type: none"> • Normal—The temperature that must be exceeded on the component to trigger a red alarm when the fans are running at full speed. • Bad fan—The temperature that must be exceeded on the component to trigger a red alarm when one or more fans have failed or are missing.
Fire Shutdown	<p>(T4000 routers and PTX Series Packet Transport Switches only)—Temperature threshold settings, in degrees Celsius, for the network device to shut down.</p>

Sample Output

show chassis
temperature-thresholds

user@host> show chassis temperature-thresholds

Item	Fan speed (degrees C)		Yellow alarm (degrees C)		Red alarm (degrees C)	
	Normal	High	Normal	Bad fan	Normal	Bad fan
Chassis default	48	54	65	55	75	65
Routing Engine 0	70	80	95	95	110	110
Routing Engine 1	70	80	95	95	110	110
FPC 0	55	60	75	65	90	80
FPC 1	55	60	75	65	90	80
FPC 2	55	60	75	65	90	80
FPC 3	55	60	75	65	90	80
FPC 4	55	60	75	65	90	80
FPC 5	55	60	75	65	90	80
FPC 6	55	60	75	65	90	80
FPC 7	55	60	75	65	90	80
FPC 8	55	60	75	65	90	80
FPC 9	55	60	75	65	90	80
FPC 10	55	60	75	65	90	80
FPC 11	55	60	75	65	90	80

show chassis
temperature-thresholds
(MX240, MX480,
MX960 Routers with

user@host> show chassis temperature-thresholds

Item	Fan speed (degrees C)		Yellow alarm (degrees C)		Red alarm (degrees C)		Fire Shutdown (degrees C)	
	Normal	High	Normal	Bad fan	Normal	Bad fan	Normal	Bad fan

Application Services
Modular Line Card)

Normal						
Chassis default	48	54	65	55	75	65
100						
Routing Engine 0	70	80	95	95	110	110
112						
Routing Engine 1	70	80	95	95	110	110
112						
FPC 0	55	60	75	65	90	80
95						
FPC 1	55	60	75	65	90	80
95						
FPC 2	55	60	75	65	90	80
95						
FPC 4	55	60	75	65	90	80
95						
FPC 5	55	60	75	65	90	80
95						

show chassis
temperature-thresholds
(MX480 with MPC4E)

```
user@host > show chassis temperature-thresholds
```

	Fan speed	Yellow alarm		Red alarm		Fire Shutdown	
	(degrees C)	(degrees C)		(degrees C)		(degrees C)	
Item	Normal	High	Normal	Bad fan	Normal	Bad fan	
Normal							
Chassis default	48	54	65	55	75	65	
100							
Routing Engine 0	70	80	95	95	110	110	
112							
Routing Engine 1	70	80	95	95	110	110	
112							
FPC 2	55	60	75	65	95	80	
100							
FPC 3	55	60	75	65	95	80	
100							
FPC 4	55	60	75	65	90	80	
95							

show chassis
temperature-thresholds
(MX2010 Router)

```
user@host> show chassis temperature-thresholds
```

	Fan speed		Yellow alarm		Red alarm		Fire Shutdown	
	(degrees C)		(degrees C)		(degrees C)		(degrees C)	
Item	Normal	High	Normal	Bad fan	Normal	Bad fan	Normal	
Routing Engine 0	70	80	95	95	110	110	112	
Routing Engine 1	70	80	95	95	110	110	112	
CB 0 IntakeA-Zone0	60	65	78	75	85	80	95	
CB 0 IntakeB-Zone1	60	65	78	75	85	80	95	
CB 0 IntakeC-Zone0	60	65	78	75	85	80	95	
CB 0 ExhaustA-Zone0	60	65	78	75	85	80	95	
CB 0 ExhaustB-Zone1	60	65	78	75	85	80	95	
CB 0 TCBC-Zone0	60	65	78	75	85	80	95	
CB 1 IntakeA-Zone0	60	65	78	75	85	80	95	
CB 1 IntakeB-Zone1	60	65	78	75	85	80	95	
CB 1 IntakeC-Zone0	60	65	78	75	85	80	95	
CB 1 ExhaustA-Zone0	60	65	78	75	85	80	95	
CB 1 ExhaustB-Zone1	60	65	78	75	85	80	95	
CB 1 TCBC-Zone0	60	65	78	75	85	80	95	
SPMB 0 Intake	56	62	75	63	83	76	95	
SPMB 1 Intake	56	62	75	63	83	76	95	
SFB 0 Intake-Zone0	56	62	75	63	82	70	87	
SFB 0 Exhaust-Zone1	56	62	75	63	82	70	87	
SFB 0 IntakeA-Zone0	56	62	75	63	82	70	87	

SFB 0 IntakeB-Zone1	56	62	75	63	82	70	87
SFB 0 Exhaust-Zone0	56	62	75	63	82	70	87
SFB 0 SFB-XF2-Zone1	70	80	90	90	107	107	115
SFB 0 SFB-XF1-Zone0	70	80	90	90	107	107	115
SFB 0 SFB-XF0-Zone0	70	80	90	90	107	107	115
SFB 1 Intake-Zone0	56	62	75	63	82	70	87
SFB 1 Exhaust-Zone1	56	62	75	63	82	70	87
SFB 1 IntakeA-Zone0	56	62	75	63	82	70	87
SFB 1 IntakeB-Zone1	56	62	75	63	82	70	87
SFB 1 Exhaust-Zone0	56	62	75	63	82	70	87
SFB 1 SFB-XF2-Zone1	70	80	90	90	107	107	115
SFB 1 SFB-XF1-Zone0	70	80	90	90	107	107	115
SFB 1 SFB-XF0-Zone0	70	80	90	90	107	107	115
SFB 2 Intake-Zone0	56	62	75	63	82	70	87
SFB 2 Exhaust-Zone1	56	62	75	63	82	70	87
SFB 2 IntakeA-Zone0	56	62	75	63	82	70	87
SFB 2 IntakeB-Zone1	56	62	75	63	82	70	87
SFB 2 Exhaust-Zone0	56	62	75	63	82	70	87
SFB 2 SFB-XF2-Zone1	70	80	90	90	107	107	115
SFB 2 SFB-XF1-Zone0	70	80	90	90	107	107	115
SFB 2 SFB-XF0-Zone0	70	80	90	90	107	107	115
SFB 3 Intake-Zone0	56	62	75	63	82	70	87
SFB 3 Exhaust-Zone1	56	62	75	63	82	70	87
SFB 3 IntakeA-Zone0	56	62	75	63	82	70	87
SFB 3 IntakeB-Zone1	56	62	75	63	82	70	87
SFB 3 Exhaust-Zone0	56	62	75	63	82	70	87
SFB 3 SFB-XF2-Zone1	70	80	90	90	107	107	115
SFB 3 SFB-XF1-Zone0	70	80	90	90	107	107	115
SFB 3 SFB-XF0-Zone0	70	80	90	90	107	107	115
SFB 4 Intake-Zone0	56	62	75	63	82	70	87
SFB 4 Exhaust-Zone1	56	62	75	63	82	70	87
SFB 4 IntakeA-Zone0	56	62	75	63	82	70	87
SFB 4 IntakeB-Zone1	56	62	75	63	82	70	87
SFB 4 Exhaust-Zone0	56	62	75	63	82	70	87
SFB 4 SFB-XF2-Zone1	70	80	90	90	107	107	115
SFB 4 SFB-XF1-Zone0	70	80	90	90	107	107	115
SFB 4 SFB-XF0-Zone0	70	80	90	90	107	107	115
SFB 5 Intake-Zone0	56	62	75	63	82	70	87
SFB 5 Exhaust-Zone1	56	62	75	63	82	70	87
SFB 5 IntakeA-Zone0	56	62	75	63	82	70	87
SFB 5 IntakeB-Zone1	56	62	75	63	82	70	87
SFB 5 Exhaust-Zone0	56	62	75	63	82	70	87
SFB 5 SFB-XF2-Zone1	70	80	90	90	107	107	115
SFB 5 SFB-XF1-Zone0	70	80	90	90	107	107	115
SFB 5 SFB-XF0-Zone0	70	80	90	90	107	107	115
SFB 6 Intake-Zone0	56	62	75	63	82	70	87
SFB 6 Exhaust-Zone1	56	62	75	63	82	70	87
SFB 6 IntakeA-Zone0	56	62	75	63	82	70	87
SFB 6 IntakeB-Zone1	56	62	75	63	82	70	87
SFB 6 Exhaust-Zone0	56	62	75	63	82	70	87
SFB 6 SFB-XF2-Zone1	70	80	90	90	107	107	115
SFB 6 SFB-XF1-Zone0	70	80	90	90	107	107	115
SFB 6 SFB-XF0-Zone0	70	80	90	90	107	107	115
SFB 7 Intake-Zone0	56	62	75	63	82	70	87
SFB 7 Exhaust-Zone1	56	62	75	63	82	70	87
SFB 7 IntakeA-Zone0	56	62	75	63	82	70	87
SFB 7 IntakeB-Zone1	56	62	75	63	82	70	87
SFB 7 Exhaust-Zone0	56	62	75	63	82	70	87
SFB 7 SFB-XF2-Zone1	70	80	90	90	107	107	115
SFB 7 SFB-XF1-Zone0	70	80	90	90	107	107	115
SFB 7 SFB-XF0-Zone0	70	80	90	90	107	107	115

FPC 0	55	60	75	65	95	80	100
FPC 1	55	60	75	65	90	80	95
FPC 2	55	60	75	65	95	80	100
FPC 3	55	60	75	65	90	80	95
FPC 4	55	60	75	65	90	80	95
FPC 5	55	60	75	65	95	80	100
FPC 6	55	60	75	65	90	80	95
FPC 7	55	60	75	65	95	80	100
FPC 8	55	60	75	65	90	80	95
FPC 9	55	60	75	65	95	80	100
ADC 0 Intake	56	62	75	63	83	76	95
ADC 0 Exhaust	56	62	75	63	83	76	95
ADC 0 ADC-XF1	70	80	90	90	107	107	115
ADC 0 ADC-XF0	70	80	90	90	107	107	115
ADC 1 Intake	56	62	75	63	83	76	95
ADC 1 Exhaust	56	62	75	63	83	76	95
ADC 1 ADC-XF1	70	80	90	90	107	107	115
ADC 1 ADC-XF0	70	80	90	90	107	107	115
ADC 2 Intake	56	62	75	63	83	76	95
ADC 2 Exhaust	56	62	75	63	83	76	95
ADC 2 ADC-XF1	70	80	90	90	107	107	115
ADC 2 ADC-XF0	70	80	90	90	107	107	115
ADC 3 Intake	56	62	75	63	83	76	95
ADC 3 Exhaust	56	62	75	63	83	76	95
ADC 3 ADC-XF1	70	80	90	90	107	107	115
ADC 3 ADC-XF0	70	80	90	90	107	107	115
ADC 4 Intake	56	62	75	63	83	76	95
ADC 4 Exhaust	56	62	75	63	83	76	95
ADC 4 ADC-XF1	70	80	90	90	107	107	115
ADC 4 ADC-XF0	70	80	90	90	107	107	115
ADC 5 Intake	56	62	75	63	83	76	95
ADC 5 Exhaust	56	62	75	63	83	76	95
ADC 5 ADC-XF1	70	80	90	90	107	107	115
ADC 5 ADC-XF0	70	80	90	90	107	107	115
ADC 6 Intake	56	62	75	63	83	76	95
ADC 6 Exhaust	56	62	75	63	83	76	95
ADC 6 ADC-XF1	70	80	90	90	107	107	115
ADC 6 ADC-XF0	70	80	90	90	107	107	115
ADC 7 Intake	56	62	75	63	83	76	95
ADC 7 Exhaust	56	62	75	63	83	76	95
ADC 7 ADC-XF1	70	80	90	90	107	107	115
ADC 7 ADC-XF0	70	80	90	90	107	107	115
ADC 8 Intake	56	62	75	63	83	76	95
ADC 8 Exhaust	56	62	75	63	83	76	95
ADC 8 ADC-XF1	70	80	90	90	107	107	115
ADC 8 ADC-XF0	70	80	90	90	107	107	115
ADC 9 Intake	56	62	75	63	83	76	95
ADC 9 Exhaust	56	62	75	63	83	76	95
ADC 9 ADC-XF1	70	80	90	90	107	107	115
ADC 9 ADC-XF0	70	80	90	90	107	107	115

show chassis
temperature-thresholds
(MX2020 Router)

Item	Fan speed		Yellow alarm		Red alarm		Fire Shutdown
	(degrees C) Normal	(degrees C) High	(degrees C) Normal	(degrees C) Bad fan	(degrees C) Normal	(degrees C) Bad fan	(degrees C) Normal
Routing Engine 0	70	80	95	95	110	110	112
Routing Engine 1	70	80	95	95	110	110	112
CB 0 IntakeA-Zone0	60	65	78	75	85	80	95
CB 0 IntakeB-Zone1	60	65	78	75	85	80	95
CB 0 IntakeC-Zone0	60	65	78	75	85	80	95

CB 0 ExhaustA-Zone0	60	65	78	75	85	80	95
CB 0 ExhaustB-Zone1	60	65	78	75	85	80	95
CB 0 TCBC-Zone0	60	65	78	75	85	80	95
CB 1 IntakeA-Zone0	60	65	78	75	85	80	95
CB 1 IntakeB-Zone1	60	65	78	75	85	80	95
CB 1 IntakeC-Zone0	60	65	78	75	85	80	95
CB 1 ExhaustA-Zone0	60	65	78	75	85	80	95
CB 1 ExhaustB-Zone1	60	65	78	75	85	80	95
CB 1 TCBC-Zone0	60	65	78	75	85	80	95
SPMB 0 Intake	56	62	75	63	83	76	95
SPMB 1 Intake	56	62	75	63	83	76	95
SFB 0 Intake-Zone0	56	62	75	63	82	70	87
SFB 0 Exhaust-Zone1	56	62	75	63	82	70	87
SFB 0 IntakeA-Zone0	56	62	75	63	82	70	87
SFB 0 IntakeB-Zone1	56	62	75	63	82	70	87
SFB 0 Exhaust-Zone0	56	62	75	63	82	70	87
SFB 0 SFB-XF2-Zone1	70	80	90	90	107	107	115
SFB 0 SFB-XF1-Zone0	70	80	90	90	107	107	115
SFB 0 SFB-XF0-Zone0	70	80	90	90	107	107	115
SFB 1 Intake-Zone0	56	62	75	63	82	70	87
SFB 1 Exhaust-Zone1	56	62	75	63	82	70	87
SFB 1 IntakeA-Zone0	56	62	75	63	82	70	87
SFB 1 IntakeB-Zone1	56	62	75	63	82	70	87
SFB 1 Exhaust-Zone0	56	62	75	63	82	70	87
SFB 1 SFB-XF2-Zone1	70	80	90	90	107	107	115
SFB 1 SFB-XF1-Zone0	70	80	90	90	107	107	115
SFB 1 SFB-XF0-Zone0	70	80	90	90	107	107	115
SFB 2 Intake-Zone0	56	62	75	63	82	70	87
SFB 2 Exhaust-Zone1	56	62	75	63	82	70	87
SFB 2 IntakeA-Zone0	56	62	75	63	82	70	87
SFB 2 IntakeB-Zone1	56	62	75	63	82	70	87
SFB 2 Exhaust-Zone0	56	62	75	63	82	70	87
SFB 2 SFB-XF2-Zone1	70	80	90	90	107	107	115
SFB 2 SFB-XF1-Zone0	70	80	90	90	107	107	115
SFB 2 SFB-XF0-Zone0	70	80	90	90	107	107	115
SFB 3 Intake-Zone0	56	62	75	63	82	70	87
SFB 3 Exhaust-Zone1	56	62	75	63	82	70	87
SFB 3 IntakeA-Zone0	56	62	75	63	82	70	87
SFB 3 IntakeB-Zone1	56	62	75	63	82	70	87
SFB 3 Exhaust-Zone0	56	62	75	63	82	70	87
SFB 3 SFB-XF2-Zone1	70	80	90	90	107	107	115
SFB 3 SFB-XF1-Zone0	70	80	90	90	107	107	115
SFB 3 SFB-XF0-Zone0	70	80	90	90	107	107	115
SFB 4 Intake-Zone0	56	62	75	63	82	70	87
SFB 4 Exhaust-Zone1	56	62	75	63	82	70	87
SFB 4 IntakeA-Zone0	56	62	75	63	82	70	87
SFB 4 IntakeB-Zone1	56	62	75	63	82	70	87
SFB 4 Exhaust-Zone0	56	62	75	63	82	70	87
SFB 4 SFB-XF2-Zone1	70	80	90	90	107	107	115
SFB 4 SFB-XF1-Zone0	70	80	90	90	107	107	115
SFB 4 SFB-XF0-Zone0	70	80	90	90	107	107	115
SFB 5 Intake-Zone0	56	62	75	63	82	70	87
SFB 5 Exhaust-Zone1	56	62	75	63	82	70	87
SFB 5 IntakeA-Zone0	56	62	75	63	82	70	87
SFB 5 IntakeB-Zone1	56	62	75	63	82	70	87
SFB 5 Exhaust-Zone0	56	62	75	63	82	70	87
SFB 5 SFB-XF2-Zone1	70	80	90	90	107	107	115
SFB 5 SFB-XF1-Zone0	70	80	90	90	107	107	115
SFB 5 SFB-XF0-Zone0	70	80	90	90	107	107	115
SFB 6 Intake-Zone0	56	62	75	63	82	70	87
SFB 6 Exhaust-Zone1	56	62	75	63	82	70	87

SFB 6 IntakeA-Zone0	56	62	75	63	82	70	87
SFB 6 IntakeB-Zone1	56	62	75	63	82	70	87
SFB 6 Exhaust-Zone0	56	62	75	63	82	70	87
SFB 6 SFB-XF2-Zone1	70	80	90	90	107	107	115
SFB 6 SFB-XF1-Zone0	70	80	90	90	107	107	115
SFB 6 SFB-XF0-Zone0	70	80	90	90	107	107	115
SFB 7 Intake-Zone0	56	62	75	63	82	70	87
SFB 7 Exhaust-Zone1	56	62	75	63	82	70	87
SFB 7 IntakeA-Zone0	56	62	75	63	82	70	87
SFB 7 IntakeB-Zone1	56	62	75	63	82	70	87
SFB 7 Exhaust-Zone0	56	62	75	63	82	70	87
SFB 7 SFB-XF2-Zone1	70	80	90	90	107	107	115
SFB 7 SFB-XF1-Zone0	70	80	90	90	107	107	115
SFB 7 SFB-XF0-Zone0	70	80	90	90	107	107	115
FPC 0	55	60	75	65	90	80	95
FPC 1	55	60	75	65	90	80	95
FPC 2	55	60	75	65	90	80	95
FPC 3	55	60	75	65	90	80	95
FPC 4	55	60	75	65	90	80	95
FPC 5	55	60	75	65	90	80	95
FPC 6	55	60	75	65	90	80	95
FPC 7	55	60	75	65	90	80	95
FPC 8	55	60	75	65	90	80	95
FPC 9	55	60	75	65	90	80	95
FPC 10	55	60	75	65	90	80	95
FPC 11	55	60	75	65	90	80	95
FPC 12	55	60	75	65	90	80	95
FPC 13	55	60	75	65	90	80	95
FPC 14	55	60	75	65	90	80	95
FPC 15	55	60	75	65	90	80	95
FPC 16	55	60	75	65	90	80	95
FPC 17	55	60	75	65	90	80	95
FPC 18	55	60	75	65	90	80	95
FPC 19	55	60	75	65	90	80	95
ADC 0 Intake	56	62	75	63	83	76	95
ADC 0 Exhaust	56	62	75	63	83	76	95
ADC 0 ADC-XF1	70	80	90	90	107	107	115
ADC 0 ADC-XF0	70	80	90	90	107	107	115
ADC 1 Intake	56	62	75	63	83	76	95
ADC 1 Exhaust	56	62	75	63	83	76	95
ADC 1 ADC-XF1	70	80	90	90	107	107	115
ADC 1 ADC-XF0	70	80	90	90	107	107	115
ADC 2 Intake	56	62	75	63	83	76	95
ADC 2 Exhaust	56	62	75	63	83	76	95
ADC 2 ADC-XF1	70	80	90	90	107	107	115
ADC 2 ADC-XF0	70	80	90	90	107	107	115
ADC 3 Intake	56	62	75	63	83	76	95
ADC 3 Exhaust	56	62	75	63	83	76	95
ADC 3 ADC-XF1	70	80	90	90	107	107	115
ADC 3 ADC-XF0	70	80	90	90	107	107	115
ADC 4 Intake	56	62	75	63	83	76	95
ADC 4 Exhaust	56	62	75	63	83	76	95
ADC 4 ADC-XF1	70	80	90	90	107	107	115
ADC 4 ADC-XF0	70	80	90	90	107	107	115
ADC 5 Intake	56	62	75	63	83	76	95
ADC 5 Exhaust	56	62	75	63	83	76	95
ADC 5 ADC-XF1	70	80	90	90	107	107	115
ADC 5 ADC-XF0	70	80	90	90	107	107	115
ADC 6 Intake	56	62	75	63	83	76	95
ADC 6 Exhaust	56	62	75	63	83	76	95
ADC 6 ADC-XF1	70	80	90	90	107	107	115

ADC 6 ADC-XF0	70	80	90	90	107	107	115
ADC 7 Intake	56	62	75	63	83	76	95
ADC 7 Exhaust	56	62	75	63	83	76	95
ADC 7 ADC-XF1	70	80	90	90	107	107	115
ADC 7 ADC-XF0	70	80	90	90	107	107	115
ADC 8 Intake	56	62	75	63	83	76	95
ADC 8 Exhaust	56	62	75	63	83	76	95
ADC 8 ADC-XF1	70	80	90	90	107	107	115
ADC 8 ADC-XF0	70	80	90	90	107	107	115
ADC 9 Intake	56	62	75	63	83	76	95
ADC 9 Exhaust	56	62	75	63	83	76	95
ADC 9 ADC-XF1	70	80	90	90	107	107	115
ADC 9 ADC-XF0	70	80	90	90	107	107	115
ADC 10 Intake	56	62	75	63	83	76	95
ADC 10 Exhaust	56	62	75	63	83	76	95
ADC 10 ADC-XF1	70	80	90	90	107	107	115
ADC 10 ADC-XF0	70	80	90	90	107	107	115
ADC 11 Intake	56	62	75	63	83	76	95
ADC 11 Exhaust	56	62	75	63	83	76	95
ADC 11 ADC-XF1	70	80	90	90	107	107	115
ADC 11 ADC-XF0	70	80	90	90	107	107	115
ADC 12 Intake	56	62	75	63	83	76	95
ADC 12 Exhaust	56	62	75	63	83	76	95
ADC 12 ADC-XF1	70	80	90	90	107	107	115
ADC 12 ADC-XF0	70	80	90	90	107	107	115
ADC 13 Intake	56	62	75	63	83	76	95
ADC 13 Exhaust	56	62	75	63	83	76	95
ADC 13 ADC-XF1	70	80	90	90	107	107	115
ADC 13 ADC-XF0	70	80	90	90	107	107	115
ADC 14 Intake	56	62	75	63	83	76	95
ADC 14 Exhaust	56	62	75	63	83	76	95
ADC 14 ADC-XF1	70	80	90	90	107	107	115
ADC 14 ADC-XF0	70	80	90	90	107	107	115
ADC 15 Intake	56	62	75	63	83	76	95
ADC 15 Exhaust	56	62	75	63	83	76	95
ADC 15 ADC-XF1	70	80	90	90	107	107	115
ADC 15 ADC-XF0	70	80	90	90	107	107	115
ADC 16 Intake	56	62	75	63	83	76	95
ADC 16 Exhaust	56	62	75	63	83	76	95
ADC 16 ADC-XF1	70	80	90	90	107	107	115
ADC 16 ADC-XF0	70	80	90	90	107	107	115
ADC 17 Intake	56	62	75	63	83	76	95
ADC 17 Exhaust	56	62	75	63	83	76	95
ADC 17 ADC-XF1	70	80	90	90	107	107	115
ADC 17 ADC-XF0	70	80	90	90	107	107	115
ADC 18 Intake	56	62	75	63	83	76	95
ADC 18 Exhaust	56	62	75	63	83	76	95
ADC 18 ADC-XF1	70	80	90	90	107	107	115
ADC 18 ADC-XF0	70	80	90	90	107	107	115
ADC 19 Intake	56	62	75	63	83	76	95
ADC 19 Exhaust	56	62	75	63	83	76	95
ADC 19 ADC-XF1	70	80	90	90	107	107	115
ADC 19 ADC-XF0	70	80	90	90	107	107	115

show chassis
temperature-thresholds

user@host> show chassis temperature-thresholds

Fan speed	Yellow alarm	Red alarm	Fire Shutdown
	(degrees C)	(degrees C)	(degrees C)

(MX2020 with MPC4E)

(degrees C)						
Item	Normal	High	Normal	Bad fan	Normal	Bad fan
Normal						
Routing Engine 0	70	80	95	95	110	110
112						
Routing Engine 1	70	80	95	95	110	110
112						
CB 0 IntakeA-Zone0	60	65	78	75	85	80
95						
CB 0 IntakeB-Zone1	60	65	78	75	85	80
95						
CB 0 IntakeC-Zone0	60	65	78	75	85	80
95						
CB 0 ExhaustA-Zone0	60	65	78	75	85	80
95						
CB 0 ExhaustB-Zone1	60	65	78	75	85	80
95						
CB 0 TCBC-Zone0	60	65	78	75	85	80
95						
CB 1 IntakeA-Zone0	60	65	78	75	85	80
95						
CB 1 IntakeB-Zone1	60	65	78	75	85	80
95						
CB 1 IntakeC-Zone0	60	65	78	75	85	80
95						
CB 1 ExhaustA-Zone0	60	65	78	75	85	80
95						
CB 1 ExhaustB-Zone1	60	65	78	75	85	80
95						
CB 1 TCBC-Zone0	60	65	78	75	85	80
95						
SPMB 0 Intake	56	62	75	63	83	76
95						
SPMB 1 Intake	56	62	75	63	83	76
95						
SFB 0 Intake-Zone0	56	62	70	70	85	85
89						
SFB 0 Exhaust-Zone1	56	62	70	70	85	85
89						
SFB 0 IntakeA-Zone0	56	62	70	70	85	85
89						
SFB 0 IntakeB-Zone1	56	62	70	70	85	85
89						
SFB 0 Exhaust-Zone0	56	62	70	70	85	85
89						
SFB 0 SFB-XF2-Zone1	70	75	90	85	95	90
100						
SFB 0 SFB-XF1-Zone0	70	75	90	85	95	90
100						
SFB 0 SFB-XF0-Zone0	70	75	90	85	95	90
100						
SFB 1 Intake-Zone0	56	62	70	70	85	85
89						
SFB 1 Exhaust-Zone1	56	62	70	70	85	85
89						
SFB 1 IntakeA-Zone0	56	62	70	70	85	85
89						
SFB 1 IntakeB-Zone1	56	62	70	70	85	85
89						
SFB 1 Exhaust-Zone0	56	62	70	70	85	85
89						

SFB 1 SFB-XF2-Zone1 100	70	75	90	85	95	90
SFB 1 SFB-XF1-Zone0 100	70	75	90	85	95	90
SFB 1 SFB-XF0-Zone0 100	70	75	90	85	95	90
SFB 2 Intake-Zone0 89	56	62	70	70	85	85
SFB 2 Exhaust-Zone1 89	56	62	70	70	85	85
SFB 2 IntakeA-Zone0 89	56	62	70	70	85	85
SFB 2 IntakeB-Zone1 89	56	62	70	70	85	85
SFB 2 Exhaust-Zone0 89	56	62	70	70	85	85
SFB 2 SFB-XF2-Zone1 100	70	75	90	85	95	90
SFB 2 SFB-XF1-Zone0 100	70	75	90	85	95	90
SFB 2 SFB-XF0-Zone0 100	70	75	90	85	95	90
SFB 3 Intake-Zone0 89	56	62	70	70	85	85
SFB 3 Exhaust-Zone1 89	56	62	70	70	85	85
SFB 3 IntakeA-Zone0 89	56	62	70	70	85	85
SFB 3 IntakeB-Zone1 89	56	62	70	70	85	85
SFB 3 Exhaust-Zone0 89	56	62	70	70	85	85
SFB 3 SFB-XF2-Zone1 100	70	75	90	85	95	90
SFB 3 SFB-XF1-Zone0 100	70	75	90	85	95	90
SFB 3 SFB-XF0-Zone0 100	70	75	90	85	95	90
SFB 4 Intake-Zone0 89	56	62	70	70	85	85
SFB 4 Exhaust-Zone1 89	56	62	70	70	85	85
SFB 4 IntakeA-Zone0 89	56	62	70	70	85	85
SFB 4 IntakeB-Zone1 89	56	62	70	70	85	85
SFB 4 Exhaust-Zone0 89	56	62	70	70	85	85
SFB 4 SFB-XF2-Zone1 100	70	75	90	85	95	90
SFB 4 SFB-XF1-Zone0 100	70	75	90	85	95	90
SFB 4 SFB-XF0-Zone0 100	70	75	90	85	95	90
SFB 5 Intake-Zone0 89	56	62	70	70	85	85
SFB 5 Exhaust-Zone1 89	56	62	70	70	85	85
SFB 5 IntakeA-Zone0 89	56	62	70	70	85	85
SFB 5 IntakeB-Zone1	56	62	70	70	85	85

89						
SFB 5 Exhaust-Zone0	56	62	70	70	85	85
89						
SFB 5 SFB-XF2-Zone1	70	75	90	85	95	90
100						
SFB 5 SFB-XF1-Zone0	70	75	90	85	95	90
100						
SFB 5 SFB-XF0-Zone0	70	75	90	85	95	90
100						
SFB 6 Intake-Zone0	56	62	70	70	85	85
89						
SFB 6 Exhaust-Zone1	56	62	70	70	85	85
89						
SFB 6 IntakeA-Zone0	56	62	70	70	85	85
89						
SFB 6 IntakeB-Zone1	56	62	70	70	85	85
89						
SFB 6 Exhaust-Zone0	56	62	70	70	85	85
89						
SFB 6 SFB-XF2-Zone1	70	75	90	85	95	90
100						
SFB 6 SFB-XF1-Zone0	70	75	90	85	95	90
100						
SFB 6 SFB-XF0-Zone0	70	75	90	85	95	90
100						
SFB 7 Intake-Zone0	56	62	70	70	85	85
89						
SFB 7 Exhaust-Zone1	56	62	70	70	85	85
89						
SFB 7 IntakeA-Zone0	56	62	70	70	85	85
89						
SFB 7 IntakeB-Zone1	56	62	70	70	85	85
89						
SFB 7 Exhaust-Zone0	56	62	70	70	85	85
89						
SFB 7 SFB-XF2-Zone1	70	75	90	85	95	90
100						
SFB 7 SFB-XF1-Zone0	70	75	90	85	95	90
100						
SFB 7 SFB-XF0-Zone0	70	75	90	85	95	90
100						
FPC 0	55	60	75	65	90	80
95						
FPC 9	55	60	75	65	90	80
95						
FPC 10	55	60	75	65	90	80
95						
FPC 14	55	60	75	65	95	80
100						
FPC 19	55	60	75	65	90	80
95						
ADC 0 Intake	50	55	60	60	65	65
80						
ADC 0 Exhaust	50	55	60	60	65	65
80						
ADC 0 ADC-XF1	70	75	90	85	95	90
100						
ADC 0 ADC-XF0	70	75	90	85	95	90
100						
ADC 9 Intake	50	55	60	60	65	65
80						

ADC 9 Exhaust 80	50	55	60	60	65	65
ADC 9 ADC-XF1 100	70	75	90	85	95	90
ADC 9 ADC-XF0 100	70	75	90	85	95	90
ADC 10 Intake 80	50	55	60	60	65	65
ADC 10 Exhaust 80	50	55	60	60	65	65
ADC 10 ADC-XF1 100	70	75	90	85	95	90
ADC 10 ADC-XF0 100	70	75	90	85	95	90
ADC 14 Intake 80	50	55	60	60	65	65
ADC 14 Exhaust 80	50	55	60	60	65	65
ADC 14 ADC-XF1 100	70	75	90	85	95	90
ADC 14 ADC-XF0 100	70	75	90	85	95	90
ADC 19 Intake 80	50	55	60	60	65	65
ADC 19 Exhaust 80	50	55	60	60	65	65
ADC 19 ADC-XF1 100	70	75	90	85	95	90
ADC 19 ADC-XF0 100	70	75	90	85	95	90

show chassis
temperature-thresholds
(T4000 Core Routers)

user@host> show chassis temperature-thresholds

Item	Fan speed (degrees C)		Yellow alarm (degrees C)		Red alarm (degrees C)		Fire Shutdown (degrees C)
	Normal	High	Normal	Bad fan	Normal	Bad fan	Normal
Chassis default	48	54	65	55	75	65	100
Routing Engine 0	55	65	85	85	100	100	102
Routing Engine 1	55	65	85	85	100	100	102
FPC 0	63	68	75	70	90	83	95
FPC 3	63	68	75	70	90	83	95
FPC 5	56	62	75	63	83	76	95
FPC 6	63	68	75	70	90	83	95
SIB 0	64	70	76	72	87	84	95
SIB 1	64	70	76	72	87	84	95
SIB 2	64	70	76	72	87	84	95
SIB 3	64	70	76	72	87	84	95
SIB 4	64	70	76	72	87	84	95

show chassis
temperature-thresholds

user@host> show chassis temperature-thresholds
sfc0-re0:

(TX Matrix Plus Router)

Item	Fan speed (degrees C)		Yellow alarm (degrees C)		Red alarm (degrees C)	
	Normal	High	Normal	Bad fan	Normal	Bad fan
Chassis default	48	54	65	55	75	65
Routing Engine 0	55	65	85	85	100	100
Routing Engine 1	55	65	85	85	100	100
SIB F13 0	64	70	76	72	90	84
SIB F13 3	64	70	76	72	90	84
SIB F13 6	64	70	76	72	90	84
SIB F13 8	64	70	76	72	90	84
SIB F13 11	64	70	76	72	90	84
SIB F13 12	64	70	76	72	90	84
SIB F2S 16	64	70	76	72	90	84
SIB F2S 17	64	70	76	72	90	84
SIB F2S 18	64	70	76	72	90	84
SIB F2S 19	64	70	76	72	90	84
SIB F2S 20	64	70	76	72	90	84
SIB F2S 21	64	70	76	72	90	84
SIB F2S 22	64	70	76	72	90	84
SIB F2S 23	64	70	76	72	90	84
SIB F2S 24	64	70	76	72	90	84
SIB F2S 25	64	70	76	72	90	84
SIB F2S 26	64	70	76	72	90	84
SIB F2S 27	64	70	76	72	90	84
SIB F2S 28	64	70	76	72	90	84
SIB F2S 29	64	70	76	72	90	84
SIB F2S 30	64	70	76	72	90	84
SIB F2S 31	64	70	76	72	90	84
SIB F2S 32	64	70	76	72	90	84
SIB F2S 33	64	70	76	72	90	84
SIB F2S 34	64	70	76	72	90	84
SIB F2S 35	64	70	76	72	90	84

lcc0-re0:

Item	Fan speed (degrees C)		Yellow alarm (degrees C)		Red alarm (degrees C)	
	Normal	High	Normal	Bad fan	Normal	Bad fan
Chassis default	48	54	65	55	75	65
Routing Engine 0	55	65	85	85	100	100
Routing Engine 1	55	65	85	85	100	100
FPC 1	56	62	75	63	83	76
FPC 3	56	62	75	63	83	76
FPC 4	56	62	75	63	83	76
FPC 6	56	62	75	63	83	76
FPC 7	56	62	75	63	83	76
SIB 0	48	54	65	60	80	75
SIB 1	48	54	65	60	80	75
SIB 2	48	54	65	60	80	75
SIB 3	48	54	65	60	80	75
SIB 4	48	54	65	60	80	75

lcc1-re0:

Item	Fan speed (degrees C)		Yellow alarm (degrees C)		Red alarm (degrees C)	
	Normal	High	Normal	Bad fan	Normal	Bad fan
Chassis default	48	54	65	55	75	65
Routing Engine 0	55	65	85	85	100	100
Routing Engine 1	55	65	85	85	100	100
FPC 1	56	62	75	63	83	76

```

FPC 3          56    62    75    63    83    76
FPC 4          56    62    75    63    83    76
FPC 6          56    62    75    63    83    76
...

```

show chassis
temperature-thresholds
lcc (TX Matrix Plus
Router)

```

user@host> show chassis temperature-thresholds lcc 1
lcc1-re0:

```

```

-----
Item              Fan speed      Yellow alarm      Red alarm
                  (degrees C)      (degrees C)      (degrees C)
                  Normal  High  Normal  Bad fan  Normal  Bad fan
Chassis default   48    54    65     55     75     65
Routing Engine 0   55    65    85     85    100    100
Routing Engine 1   55    65    85     85    100    100
FPC 1             56    62    75     63     83     76
FPC 3             56    62    75     63     83     76
FPC 4             56    62    75     63     83     76
FPC 6             56    62    75     63     83     76
SIB 0             48    54    65     60     80     75
SIB 1             48    54    65     60     80     75
SIB 2             48    54    65     60     80     75
SIB 3             48    54    65     60     80     75
SIB 4             48    54    65     60     80     75

```

show chassis
temperature-thresholds

```

user@host> show chassis temperature-thresholds sfc 0
sfc0-re0:

```

sfc (TX Matrix Plus Router)

Item	Fan speed (degrees C)		Yellow alarm (degrees C)		Red alarm (degrees C)	
	Normal	High	Normal	Bad fan	Normal	Bad fan
Chassis default	48	54	65	55	75	65
Routing Engine 0	55	65	85	85	100	100
Routing Engine 1	55	65	85	85	100	100
SIB F13 0	64	70	76	72	90	84
SIB F13 3	64	70	76	72	90	84
SIB F13 6	64	70	76	72	90	84
SIB F13 8	64	70	76	72	90	84
SIB F13 11	64	70	76	72	90	84
SIB F13 12	64	70	76	72	90	84
SIB F2S 16	64	70	76	72	90	84
SIB F2S 17	64	70	76	72	90	84
SIB F2S 18	64	70	76	72	90	84
SIB F2S 19	64	70	76	72	90	84
SIB F2S 20	64	70	76	72	90	84
SIB F2S 21	64	70	76	72	90	84
SIB F2S 22	64	70	76	72	90	84
SIB F2S 23	64	70	76	72	90	84
SIB F2S 24	64	70	76	72	90	84
SIB F2S 25	64	70	76	72	90	84
SIB F2S 26	64	70	76	72	90	84
SIB F2S 27	64	70	76	72	90	84
SIB F2S 28	64	70	76	72	90	84
SIB F2S 29	64	70	76	72	90	84
SIB F2S 30	64	70	76	72	90	84
SIB F2S 31	64	70	76	72	90	84
SIB F2S 32	64	70	76	72	90	84
SIB F2S 33	64	70	76	72	90	84
SIB F2S 34	64	70	76	72	90	84
SIB F2S 35	64	70	76	72	90	84

show chassis
temperature-thresholds
(QFX3500 Switch and
QFX3600)

```
user@switch> show chassis temperature-thresholds
```

Item	Fan speed (degrees C)		Yellow alarm (degrees C)		Red alarm (degrees C)	
	Normal	High	Normal	Bad fan	Normal	Bad fan
rmal						
FPC Sensor TopLeft I	48	56	53	43	56	46
FPC Sensor TopRight I	46	54	51	41	54	44
FPC Sensor TopLeft E	58	65	62	52	65	55
FPC Sensor TopRight E	56	64	61	51	64	54
FPC Sensor TopMiddle I	58	64	61	51	64	54
FPC Sensor TopMiddle E	67	74	71	61	74	64
FPC Sensor Bottom I	59	67	64	54	67	57
FPC Sensor Bottom E	66	73	70	60	73	63
FPC Sensor Die Temp	69	75	72	62	75	65
FPC Sensor Mgmt Brd I	46	54	51	41	54	44
FPC Sensor Switch I	56	63	60	50	63	53

show chassis
temperature-thresholds
interconnect-device
(QFabric System)

```
user@switch> show chassis temperature-thresholds interconnect-device interconnect1
```

```
temperature-thresholds interconnect-device interconnect1
```

Item	Fan speed		Yellow alarm		Red alarm	
	Normal	High	Normal	Bad fan	Normal	Bad fan
Chassis default	48	54	65	55	75	65

show chassis
temperature-thresholds

```
user@switch> show chassis temperature-thresholds
```

```
user@switch> show chassis temperature-thresholds
```

Fan speed	Yellow alarm	Red alarm	Fire Shutdown
-----------	--------------	-----------	---------------

(PTX5000 Packet Transport Switch)

Item	(degrees C)		(degrees C)		(degrees C)		(degrees C)	
	Normal	High	Normal	Bad fan	Normal	Bad fan	Normal	
Routing Engine 0	70	75	90	87	102	97	115	
Routing Engine 1	70	75	90	87	102	97	115	
CB 0 Exhaust A	60	65	78	75	85	80	95	
CB 0 Exhaust B	60	65	78	75	85	80	95	
CB 1 Exhaust A	60	65	78	75	85	80	95	
CB 1 Exhaust B	20	25	65	60	80	75	100	
FPC 1 Exhaust A	60	65	78	75	85	80	95	
FPC 1 Exhaust B	60	65	78	75	85	80	95	
FPC 1 TL0	70	75	90	87	102	97	115	
FPC 1 TQ0	70	75	90	87	102	97	115	
FPC 1 TL1	70	75	90	87	102	97	115	
FPC 1 TQ1	70	75	90	87	102	97	115	
FPC 1 TL2	70	75	90	87	102	97	115	
FPC 1 TQ2	70	75	90	87	102	97	115	
FPC 1 TL3	70	75	90	87	102	97	115	
FPC 1 TQ3	70	75	90	87	102	97	115	
FPC 2 Exhaust A	60	65	78	75	85	80	95	
FPC 2 Exhaust B	60	65	78	75	85	80	95	
FPC 2 TL0	70	75	90	87	102	97	115	
FPC 2 TQ0	70	75	90	87	102	97	115	
FPC 2 TL1	70	75	90	87	102	97	115	
FPC 2 TQ1	70	75	90	87	102	97	115	
FPC 2 TL2	70	75	90	87	102	97	115	
FPC 2 TQ2	70	75	90	87	102	97	115	
FPC 2 TL3	70	75	90	87	102	97	115	
FPC 2 TQ3	70	75	90	87	102	97	115	
PIC 2/0 Ambient	60	65	78	75	85	80	95	
PIC 2/0 cfp-2/0/1	60	65	70	67	75	72	85	
PIC 2/1 Ambient	60	65	78	75	85	80	95	
SIB 0 Exhaust	60	65	78	75	85	80	95	
SIB 0 Junction	70	75	90	87	102	97	115	
SIB 1 Exhaust	60	65	78	75	85	80	95	
SIB 1 Junction	70	75	90	87	102	97	115	
SIB 2 Exhaust	60	65	78	75	85	80	95	
SIB 2 Junction	70	75	90	87	102	97	115	
SIB 3 Exhaust	60	65	78	75	85	80	95	
SIB 3 Junction	70	75	90	87	102	97	115	
SIB 4 Exhaust	60	65	78	75	85	80	95	
SIB 4 Junction	70	75	90	87	102	97	115	
SIB 5 Exhaust	60	65	78	75	85	80	95	
SIB 5 Junction	70	75	90	87	102	97	115	
SIB 6 Exhaust	60	65	78	75	85	80	95	
SIB 6 Junction	70	75	90	87	102	97	115	
SIB 7 Exhaust	60	65	78	75	85	80	95	
SIB 7 Junction	70	75	90	87	102	97	115	
SIB 8 Exhaust	60	65	78	75	85	80	95	
SIB 8 Junction	70	75	90	87	102	97	115	

show chassis
temperature-thresholds
(MX Routers with

```
user@switch> show chassis temperature-thresholds
Fan speed      Yellow alarm    Red alarm      Fire Shutdown
(degrees C)    (degrees C)    (degrees C)    (degrees C)
```

**Media Services Blade
[MSB])**

Item	Normal	High	Normal	Bad fan	Normal	Bad fan
Normal						
Chassis default	48	54	65	55	75	65
100						
Routing Engine 0	70	80	95	95	110	110
112						
Routing Engine 1	70	80	95	95	110	110
112						
FPC 0	55	60	75	65	90	80
95						
FPC 1	55	60	75	65	90	80
95						
FPC 2	55	60	75	65	90	80
95						
FPC 4	55	60	75	65	90	80
95						
FPC 5	55	60	75	65	90	80
95						

show log

Syntax	show log <filename user <username>>
Syntax (QFabric System)	show log <filename>
Syntax (TX Matrix Routers)	show log <all-lcc lcc <i>number</i> scc> <filename user <username>>
Release Information	Command introduced before Junos OS Release 7.4. Command introduced in Junos OS Release 9.0 for EX Series switches. Command introduced in Junos OS Release 11.1 for the QFX Series.
Description	List log files, display log file contents, or display information about users who have logged in to the router or switch.
Options	<p>none—List all log files.</p> <p><all-lcc lcc <i>number</i> scc>—(TX Matrix routers only) (Optional) Display logging information about all T640 routers (or line-card chassis) or a specific T640 router (replace <i>number</i> with a value from 0 through 3) connected to a TX Matrix router. Or, display logging information about the TX Matrix router (or switch-card chassis).</p> <p>filename—(Optional) Display the log messages in the specified log file. For the routing matrix, the filename must include the chassis information.</p> <p>user <username>—(Optional) Display logging information about users who have recently logged in to the router or switch. If you include <i>username</i>, display logging information about the specified user.</p>
Required Privilege Level	trace
List of Sample Output	show log on page 538 show log filename on page 538 show log filename (QFabric System) on page 538 show log user on page 539

Sample Output

show log

```
user@host> show log
total 57518
-rw-r--r-- 1 root bin      211663 Oct  1 19:44 dcd
-rw-r--r-- 1 root bin      999947 Oct  1 19:41 dcd.0
-rw-r--r-- 1 root bin      999994 Oct  1 17:48 dcd.1
-rw-r--r-- 1 root bin      238815 Oct  1 19:44 rpd
-rw-r--r-- 1 root bin     1049098 Oct  1 18:00 rpd.0
-rw-r--r-- 1 root bin     1061095 Oct  1 12:13 rpd.1
-rw-r--r-- 1 root bin     1052026 Oct  1 06:08 rpd.2
-rw-r--r-- 1 root bin     1056309 Sep 30 18:21 rpd.3
-rw-r--r-- 1 root bin     1056371 Sep 30 14:36 rpd.4
-rw-r--r-- 1 root bin     1056301 Sep 30 10:50 rpd.5
-rw-r--r-- 1 root bin     1056350 Sep 30 07:04 rpd.6
-rw-r--r-- 1 root bin     1048876 Sep 30 03:21 rpd.7
-rw-rw-r-- 1 root bin       19656 Oct  1 19:37 wtmp
```

show log filename

```
user@host> show log rpd
Oct  1 18:00:18 trace_on: Tracing to ?/var/log/rpd? started
Oct  1 18:00:18 EVENT <MTU> ds-5/2/0.0 index 24 <Broadcast PointToPoint Multicast
Oct  1 18:00:18
Oct  1 18:00:19 KRT recv len 56 V9 seq 148 op add Type route/if af 2 addr
13.13.13.21 nhop type local nhop 13.13.13.21
Oct  1 18:00:19 KRT recv len 56 V9 seq 149 op add Type route/if af 2 addr
13.13.13.22 nhop type unicast nhop 13.13.13.22
Oct  1 18:00:19 KRT recv len 48 V9 seq 150 op add Type ifaddr index 24 devindex
43
Oct  1 18:00:19 KRT recv len 144 V9 seq 151 op chnge Type ifdev devindex 44
Oct  1 18:00:19 KRT recv len 144 V9 seq 152 op chnge Type ifdev devindex 45
Oct  1 18:00:19 KRT recv len 144 V9 seq 153 op chnge Type ifdev devindex 46
Oct  1 18:00:19 KRT recv len 1272 V9 seq 154 op chnge Type ifdev devindex 47
...
```

show log filename (QFabric System)

```
user@qfabric> show log messages
Mar 28 18:00:06 qfabric chassisd: QFABRIC_INTERNAL_SYSLOG: Mar 28 18:00:06 ED1486
chassisd: CHASSISD_SNMP_TRAP10: SNMP trap generated: FRU power on
(jnxFruContentsIndex 8, jnxFruL1Index 1, jnxFruL2Index 1, jnxFruL3Index 0,
jnxFruName PIC: 48x 10G-SFP+ @ 0/0/*, jnxFruType 11, jnxFruSlot 0,
jnxFruOfflineReason 2, jnxFruLastPowerOff 0, jnxFruLastPowerOn 2159)
Mar 28 18:00:07 qfabric chassisd: QFABRIC_INTERNAL_SYSLOG: Mar 28 18:00:07 ED1486
chassisd: CHASSISD_SNMP_TRAP10: SNMP trap generated: FRU power on
(jnxFruContentsIndex 8, jnxFruL1Index 1, jnxFruL2Index 2, jnxFruL3Index 0,
jnxFruName PIC: @ 0/1/*, jnxFruType 11, jnxFruSlot 0, jnxFruOfflineReason 2,
jnxFruLastPowerOff 0, jnxFruLastPowerOn 2191)
Mar 28 18:00:07 qfabric chassisd: QFABRIC_INTERNAL_SYSLOG: Mar 28 18:00:07 ED1492
chassisd: CHASSISD_SNMP_TRAP10: SNMP trap generated: FRU power on
(jnxFruContentsIndex 8, jnxFruL1Index 1, jnxFruL2Index 1, jnxFruL3Index 0,
jnxFruName PIC: 48x 10G-SFP+ @ 0/0/*, jnxFruType 11, jnxFruSlot 0,
jnxFruOfflineReason 2, jnxFruLastPowerOff 0, jnxFruLastPowerOn 242726)
Mar 28 18:00:07 qfabric chassisd: QFABRIC_INTERNAL_SYSLOG: Mar 28 18:00:07 ED1492
chassisd: CHASSISD_SNMP_TRAP10: SNMP trap generated: FRU power on
(jnxFruContentsIndex 8, jnxFruL1Index 1, jnxFruL2Index 2, jnxFruL3Index 0,
jnxFruName PIC: @ 0/1/*, jnxFruType 11, jnxFruSlot 0, jnxFruOfflineReason 2,
jnxFruLastPowerOff 0, jnxFruLastPowerOn 242757)
Mar 28 18:00:16 qfabric file: QFABRIC_INTERNAL_SYSLOG: Mar 28 18:00:16 ED1486
file: UI_COMMIT: User 'root' requested 'commit' operation (comment: none)
Mar 28 18:00:27 qfabric file: QFABRIC_INTERNAL_SYSLOG: Mar 28 18:00:27 ED1486
```



```

file: UI_COMMIT: User 'root' requested 'commit' operation (comment: none)
Mar 28 18:00:50 qfabric file: QFABRIC_INTERNAL_SYSLOG: Mar 28 18:00:50
_DCF_default__NW-INE-0_RE0_ file: UI_COMMIT: User 'root' requested 'commit'
operation (comment: none)
Mar 28 18:00:50 qfabric file: QFABRIC_INTERNAL_SYSLOG: Mar 28 18:00:50
_DCF_default__NW-INE-0_RE0_ file: UI_COMMIT: User 'root' requested 'commit'
operation (comment: none)
Mar 28 18:00:55 qfabric file: QFABRIC_INTERNAL_SYSLOG: Mar 28 18:00:55 ED1492
file: UI_COMMIT: User 'root' requested 'commit' operation (comment: none)
Mar 28 18:01:10 qfabric file: QFABRIC_INTERNAL_SYSLOG: Mar 28 18:01:10 ED1492
file: UI_COMMIT: User 'root' requested 'commit' operation (comment: none)
Mar 28 18:02:37 qfabric chassisd: QFABRIC_INTERNAL_SYSLOG: Mar 28 18:02:37 ED1491
chassisd: CHASSISD_SNMP_TRAP10: SNMP trap generated: FRU power on
(jnxFruContentsIndex 8, jnxFruL1Index 1, jnxFruL2Index 1, jnxFruL3Index 0,
jnxFruName PIC: 48x 10G-SFP+ @ 0/0/*, jnxFruType 11, jnxFruSlot 0,
jnxFruOfflineReason 2, jnxFruLastPowerOff 0, jnxFruLastPowerOn 33809)

```

show log user

```

user@host> show log user
darius  mg2546                Thu Oct  1 19:37   still logged in
darius  mg2529                Thu Oct  1 19:08 - 19:36   (00:28)
darius  mg2518                Thu Oct  1 18:53 - 18:58   (00:04)
root    mg1575                Wed Sep 30 18:39 - 18:41   (00:02)
root    ttyp2      jun.site.per    Wed Sep 30 18:39 - 18:41   (00:02)
alex    ttyp1      192.168.1.2    Wed Sep 30 01:03 - 01:22   (00:19)

```

show system alarms

Syntax	show system alarms
Release Information	Command introduced before Junos OS Release 7.4. Command introduced in Junos OS Release 9.0 for EX Series switches. Command introduced in Junos OS Release 11.1 for the QFX Series.
Description	Display active system alarms.
Options	This command has no options.
Additional Information	<p>System alarms are preset. They include a configuration alarm that appears when no rescue configuration alarm is set and a license alarm that appears when a software feature is configured and no valid license is configured for the feature. For more information about system alarms, see the Junos OS System Basics Configuration Guide.</p> <p>In Junos OS release 11.1 and later, alarms for fans also show the slot number of the fans in the CLI output.</p>
Required Privilege Level	admin
List of Sample Output	show system alarms on page 540 show system alarms (Fan Tray) on page 540 show system alarms (QFX Series) on page 540

Sample Output

show system alarms	<pre>user@host> show system alarms 2 alarms currently active Alarm time Class Description 2005-02-24 17:29:34 UTC Minor IPsec VPN tunneling usage requires a license 2005-02-24 17:29:34 UTC Minor Rescue configuration is not sent</pre>
show system alarms (Fan Tray)	<pre>user@host> show system alarms 4 alarms currently active Alarm time Class Description 2010-11-11 20:27:38 UTC Major Side Fan Tray 7 Failure 2010-11-11 20:27:13 UTC Minor Side Fan Tray 7 Overspeed 2010-11-11 20:27:13 UTC Major Side Fan Tray 5 Failure 2010-11-11 20:27:13 UTC Major Side Fan Tray 0 Failure</pre>
show system alarms (QFX Series)	<pre>user@switches> show system alarms 2 alarms currently active Alarm time Class Description 2005-02-24 17:29:34 UTC Minor Rescue configuration is not sent</pre>

show system processes

Syntax	<pre>show system processes <brief detail extensive summary> <health (pid <i>process-identifier</i> process-name <i>process-name</i>)> <providers> <resource-limits (brief detail) <i>process-name</i>> <wide></pre>
Syntax (EX Series Switches)	<pre>show system processes <all-members> <brief detail extensive summary> <health (pid <i>process-identifier</i> process-name <i>process-name</i>)> <local> <member <i>member-id</i>> <providers> <resource-limits (brief detail) <i>process-name</i>> <wide></pre>
Syntax (MX Series Routers)	<pre>show system processes <all-members> <brief detail extensive summary> <health (pid <i>process-identifier</i> process-name <i>process-name</i>)> <local> <member <i>member-id</i>> <providers> <resource-limits (brief detail) <i>process-name</i>> <wide></pre>
Syntax (QFX Series)	<pre>show system processes <brief detail extensive summary > <health (pid <i>process-identifier</i> process-name <i>process-name</i>)> <interconnect-device <i>name</i>> <node-group <i>name</i>> <providers> <resource-limits> <wide></pre>
Syntax (TX Matrix Routers)	<pre>show system processes <brief detail extensive summary> <all-chassis all-lcc lcc <i>number</i> scc> <wide></pre>
Syntax (TX Matrix Plus Routers)	<pre>show system processes <brief detail extensive summary> <all-chassis all-lcc lcc <i>number</i> sfc <i>number</i>> <wide></pre>
Release Information	<p>Command introduced before Junos OS Release 7.4.</p> <p>Command introduced in Junos OS Release 9.0 for EX Series switches.</p> <p>Option sfc introduced for the TX Matrix Plus router in Junos OS Release 9.6.</p> <p>Command introduced in Junos OS Release 11.1 for the QFX Series.</p>

Description Display information about software processes that are running on the router or switch and that have controlling terminals.

Options **none**—Display standard information about system processes.

brief | detail | extensive | summary—(Optional) Display the specified level of detail.

adaptive-services—(Optional) Display the configuration management process that manages the configuration for stateful firewall, Network Address Translation (NAT), intrusion detection services (IDS), and IP Security (IPsec) services on the Adaptive Services PIC.

alarm-control—(Optional) Display the process to configure the system alarm.

all-chassis—(TX Matrix and TX Matrix Plus routers only) (Optional) Display standard system process information about all the T640 routers (in a routing matrix based on the TX Matrix router) or all the T1600 routers (in a routing matrix based on the TX Matrix Plus router) in the chassis.

all-lcc—(TX Matrix and TX Matrix Plus routers only) (Optional) Display standard system process information for all T640 routers (or line-card chassis) connected to the TX Matrix router. Display standard system process information for all T1600 routers (or line-card chassis) connected to the TX Matrix Plus router.

all-members—(EX4200 switches and MX Series routers only) (Optional) Display standard system process information for all members of the Virtual Chassis configuration.

ancpd-service—Display the Access Node Control Protocol (ANCP) process, which works with a special Internet Group Management Protocol (IGMP) session to collect outgoing interface mapping events in a scalable manner.

application-identification—Display the process that identifies an application using intrusion detection and prevention (IDP) to allow or deny traffic based on applications running on standard or nonstandard ports.

audit-process—(Optional) Display the RADIUS accounting process.

auto-configuration—Display the Interface Auto-Configuration process.

bootp—Display the process that enables a router, switch, or interface to act as a Dynamic Host Configuration Protocol (DHCP) or bootstrap protocol (BOOTP) relay agent. DHCP relaying is disabled.

captive-portal-content-delivery—Display the HTTP redirect service by specifying the location to which a subscriber's initial Web browser session is redirected, enabling initial provisioning and service selection for the subscriber.

ce-l2tp-service—(Optional) (M10, M10i, M7i, and MX Series routers only) Display the Universal Edge Layer 2 Tunneling Protocol (L2TP) process, which establishes L2TP tunnels and Point-to-Point Protocol (PPP) sessions through L2TP tunnels.

cfm—Display Ethernet Operations, Administration, and Maintenance (OAM) connectivity fault management (CFM) process, which can be used to monitor the physical link between two switches.

chassis-control—(Optional) Display the chassis management process.

class-of-service—(Optional) Display the class-of-service (CoS) process, which controls the router's or switch's CoS configuration.

clksyncd-service—Display the external clock synchronization process, which uses synchronous Ethernet (SyncE).

craft-control—Display the process for the I/O of the craft interface.

database-replication—(EX Series switches and MX Series routers only) (Optional) Display the database replication process.

d datapath-trace-service—Display the packet path tracing process.

dhcp-service—(EX Series switches and MX Series routers only) (Optional) Display the Dynamic Host Configuration Protocol process, which enables a DHCP server to allocate network IP addresses and deliver configuration settings to client hosts without user intervention.

diameter-service—(Optional) Display the diameter process.

disk-monitoring—(Optional) Display the disk monitoring process, which checks the health of the hard disk drive on the Routing Engine.

dynamic-flow-capture—(Optional) Display the dynamic flow capture (DFC) process, which controls DFC configurations on Monitoring Services III PICs.

ecc-error-logging—(Optional) Display the error checking and correction (ECC) process, which logs ECC parity errors in memory on the Routing Engine.

ethernet-connectivity-fault-management— Display the process that provides IEEE 802.1ag OAM connectivity fault management (CFM) database information for CFM maintenance association end points (MEPs) in a CFM session.

ethernet-link-fault-management—(EX Series switches and MX Series routers only) (Optional) Display the process that provides the OAM link fault management (LFM) information for Ethernet interfaces.

event-processing—(Optional) Display the event process (eventd).

firewall—(Optional) Display the firewall management process, which manages the firewall configuration and enables accepting or rejecting packets that are transiting an interface on a router or switch.

general-authentication-service—(EX Series switches and MX Series routers only) (Optional) Display the general authentication process.

health (*pid process-identifier* | *process-name process-name*)—(Optional) Display process health information, either by process id (PID) or by process name.

iccp-service—Display the Inter-Chassis Communication Protocol (ICCP) process.

idp-policy—Display the intrusion detection and prevention (IDP) protocol process.

ilmi—Display the Integrated Local Management Interface (ILMI) protocol process, which provides bidirectional exchange of management information between two ATM interfaces across a physical connection.

inet-process—Display the IP multicast family process.

init—Display the process that initializes the USB modem.

interface-control—(Optional) Display the interface process, which controls the router's or switch's physical interface devices and logical interfaces.

kernel-replication—(Optional) Display the kernel replication process, which replicates the state of the backup Routing Engine when graceful Routing Engine switchover (GRES) is configured.

l2-learning—(Optional) Display the Layer 2 address flooding and learning process.

l2cpd-service—Display the Layer 2 Control Protocol process, which enables features such as Layer 2 protocol tunneling and nonstop bridging.

lACP—(Optional) Display the Link Aggregation Control Protocol (LACP) process. LACP provides a standardized means for exchanging information between partner systems on a link to allow their link aggregation control instances to reach agreement on the identity of the LAG to which the link belongs, and then to move the link to that LAG, and to enable the transmission and reception processes for the link to function in an orderly manner.

lcc number—(TX Matrix and TX Matrix Plus routers only) (Optional) On a TX Matrix router, display standard system process information for a specific T640 router that is connected to the TX Matrix router. On a TX Matrix Plus router, display standard system process information for a specific T1600 router that is connected to the TX Matrix Plus router. Replace **number** with a value from 0 through 3.

local—(EX4200 switches and MX Series routers only) (Optional) Display standard system process information for the local Virtual Chassis member.

local-policy-decision-function—Display the process for the Local Policy Decision Function, which regulates collection of statistics related to applications and application groups and tracking of information about dynamic subscribers and static interfaces.

logical-system-mux—Display the logical router multiplexer process (lrmuxd), which manages the multiple instances of the routing protocols process (rpd) on a machine running logical routers.

mac-validation—Display the MAC validation process, which configures MAC address validation for subscriber interfaces created on demux interfaces in dynamic profiles on MX Series routers.

member *member-id*—(EX4200 switches and MX Series routers only) (Optional) Display standard system process information for the specified member of the Virtual Chassis configuration. For EX4200 switches, replace ***member-id*** with a value from 0 through 9. For an MX Series Virtual Chassis, replace ***member-id*** with a value of 0 or 1.

mib-process—(Optional) Display the MIB II process, which provides the router's MIB II agent.

mobile-ip—(Optional) Display the Mobile IP process, which configures Junos OS Mobile IP features.

mountd-service—(EX Series switches and MX Series routers only) (Optional) Display the service for NFS mounts requests.

mpls-traceroute—(Optional) Display the MPLS Periodic Traceroute process.

mspd—(Optional) Display the Multiservice process.

multicast-snooping—(EX Series switches and MX Series routers only) (Optional) Display the multicast snooping process, which makes Layer 2 devices such as VLAN switches aware of Layer 3 information, such as the media access control (MAC) addresses of members of a multicast group.

named-service—(Optional) Display the DNS Server process, which is used by a router or a switch to resolve hostnames into addresses.

neighbor-liveness—Display the process, which specifies the maximum length of time that the router waits for its neighbor to re-establish an LDP session.

nfsd-service—(Optional) Display the Remote NFS Server process, which provides remote file access for applications that need NFS-based transport.

ntp—Display the Network Time Protocol (NTP) process, which provides the mechanisms to synchronize time and coordinate time distribution in a large, diverse network.

packet-triggered-subscribers—Display the packet-triggered subscribers and policy control (PTSP) process, which allows the application of policies to dynamic subscribers that are controlled by a subscriber termination device.

peer-selection-service—(Optional) Display the Peer Selection Service process.

periodic-packet-services—Display the Periodic packet management process, which is responsible for processing a variety of time-sensitive periodic tasks so that other processes can more optimally direct their resources.

pfe—Display the Packet Forwarding Engine management process.

pgcp-service—(Optional) Display the pgcpd service process running on the Routing Engine.

pgm—Display the Pragmatic General Multicast (PGM) protocol process, which enables a reliable transport layer for multicast applications.

pic-services-logging—(Optional) Display the logging process for some PICs. With this process, also known as fsad (the file system access daemon), PICs send special logging information to the Routing Engine for archiving on the hard disk.

ppp—(Optional) Display the Point-to-Point Protocol (PPP) process, which is the encapsulation protocol process for transporting IP traffic across point-to-point links.

ppp-service—Display the Universal edge PPP process, which is the encapsulation protocol process for transporting IP traffic across universal edge routers.

pppoe—(Optional) Display the Point-to-Point Protocol over Ethernet (PPPoE) process, which combines PPP that typically runs over broadband connections with the Ethernet link-layer protocol that allows users to connect to a network of hosts over a bridge or access concentrator.

process-monitor—Display the process health monitor process (pmond).

providers—(Optional) Display provider processes.

redundancy-interface-process—(Optional) Display the ASP redundancy process.

remote-operations—(Optional) Display the remote operations process, which provides the ping and traceroute MIBs.

resource-cleanup—Display the resource cleanup process.

resource-limits (brief | detail) process-name—(Optional) Display process resource limits.

routing—(Optional) Display the routing protocol process.

sampling—(Optional) Display the sampling process, which performs packet sampling based on particular input interfaces and various fields in the packet header.

sbc-configuration-process—Display the session border controller (SBC) process of the border signaling gateway (BSG).

scc—(TX Matrix routers only) (Optional) Display standard system process information for the TX Matrix router (or switch-card chassis).

sdk-service—Display the SDK Service process, which runs on the Routing Engine and is responsible for communications between the SDK application and Junos OS. Although the SDK Service process is present on the router, it is turned off by default.

secure-neighbor-discovery—(EX Series switches and MX Series routers only) (Optional) Display the secure Neighbor Discovery Protocol (NDP) process, which provides support for protecting NDP messages.

send—(Optional) Display the Secure Neighbor Discovery Protocol (SEND) process, which provides support for protecting Neighbor Discovery Protocol (NDP) messages.

service-deployment—(Optional) Display the service deployment process, which enables Junos OS to work with the Session and Resource Control (SRC) software.

sfc *number*—(TX Matrix Plus routers only) (Optional) Display system process information for the TX Matrix Plus router (or switch-fabric chassis). Replace *number* with 0.

snmp—Display the SNMP process, which enables the monitoring of network devices from a central location and provides the router's or switch's SNMP master agent.

sonet-aps—Display the SONET Automatic Protection Switching (APS) process, which monitors any SONET interface that participates in APS.

static-subscribers—(Optional) Display the Static subscribers process, which associates subscribers with statically configured interfaces and provides dynamic service activation and activation for these subscribers.

tunnel-oamd—(Optional) Display the Tunnel OAM process, which enables the Operations, Administration, and Maintenance of Layer 2 tunneled networks. Layer 2 protocol tunneling (L2PT) allows service providers to send Layer 2 protocol data units (PDUs) across the provider's cloud and deliver them to Juniper Networks EX Series Ethernet Switches that are not part of the local broadcast domain.

vrrp—(EX Series switches and MX Series routers only) (Optional) Display the Virtual Router Redundancy Protocol (VRRP) process, which enables hosts on a LAN to make use of redundant routing platforms on that LAN without requiring more than the static configuration of a single default route on the hosts.

watchdog—Display the watchdog timer process, which enables the watchdog timer when Junos OS encounters a problem.

wide—(Optional) Display process information that might be wider than 80 columns.

Additional Information By default, when you issue the **show system processes** command on a TX Matrix or TX Matrix Plus master Routing Engine, the command is broadcast to all the T640 (in a routing matrix based on the TX Matrix router) or T1600 (in a routing matrix based on the TX Matrix Plus router) master Routing Engines connected to it. Likewise, if you issue the same command on the TX Matrix or TX Matrix Plus backup Routing Engine, the command is broadcast to all the T640 (in a routing matrix based on the TX Matrix router) or T1600 (in a routing matrix based on the TX Matrix Plus router) backup Routing Engines that are connected to it.

Required Privilege Level view

Related Documentation • List of Junos OS Processes

List of Sample Output [show system processes on page 551](#)
[show system processes brief on page 551](#)
[show system processes detail on page 551](#)
[show system processes extensive on page 552](#)

[show system processes lcc wide \(TX Matrix Routing Matrix\) on page 552](#)
[show system processes summary on page 553](#)
[show system processes \(TX Matrix Plus Router\) on page 553](#)
[show system processes sfc \(TX Matrix Plus Router\) on page 561](#)
[show system processes lcc wide \(TX Matrix Plus Routing Matrix\) on page 563](#)
[show system processes \(QFX Series\) on page 565](#)

Output Fields [Table 26 on page 548](#) describes the output fields for the **show system processes** command. Output fields are listed in the approximate order in which they appear.

Table 26: show system processes Output Fields

Field Name	Field Description	Level of Output
last pid	Last process identifier assigned to the process.	brief extensive summary
load averages	Three load averages followed by the current time.	brief extensive summary
processes	Number of existing processes and the number of processes in each state (sleeping , running , starting , zombies , and stopped).	brief extensive summary
Mem	Information about physical and virtual memory allocation.	brief extensive summary
Swap	Information about physical and virtual memory allocation.	brief extensive summary
PID	Process identifier.	detail extensive summary
TT	Control terminal name.	none detail

Table 26: show system processes Output Fields (*continued*)

Field Name	Field Description	Level of Output
STAT	<p>Symbolic process state. The state is given by a sequence of letters. The first letter indicates the run state of the process:</p> <ul style="list-style-type: none"> • D—In disk or other short-term, uninterruptible wait • I—Idle (sleeping longer than about 20 seconds) • R—Runnable • S—Sleeping for less than 20 seconds • T—Stopped • Z—Dead (zombie) • + —The process is in the foreground process group of its control terminal. • <—The process has raised CPU scheduling priority. • >—The process has specified a soft limit on memory requirements and is currently exceeding that limit; such a process is not swapped. • A—The process requested random page replacement. • E—The process is trying to exit. • L—The process has pages locked in core. • N—The process has reduced CPU scheduling priority. • S—The process requested first-in, first-out (FIFO) page replacement. • s—The process is a session leader. • V—The process is temporarily suspended. • W—The process is swapped out. • X—The process is being traced or debugged. 	none detail
UID	User identifier.	detail
USERNAME	Process owner.	extensive summary
PPID	Parent process identifier.	detail
CPU	<p>(D)—Short-term CPU usage.</p> <p>(E and S)—Raw (unweighted) CPU usage. The value of this field is used to sort the processes in the output.</p>	detail extensive summary
RSS	Resident set size.	detail
WCHAN	Symbolic name of the wait channel.	detail
STARTED	Local time when the process started running.	detail
PRI	Current priority of the process. A lower number indicates a higher priority.	detail extensive summary
NI or NICE	UNIX "niceness" value. A lower number indicates a higher priority.	detail extensive summary
SIZE	Total size of the process (text, data, and stack), in kilobytes.	extensive summary

Table 26: show system processes Output Fields (*continued*)

Field Name	Field Description	Level of Output
RES	Current amount of resident memory, in kilobytes.	extensive summary
STATE	Current state of the process (for example, sleep , wait , run , idle , zombie , or stop).	extensive summary
TIME	(S)—Number of system and user CPU seconds that the process has used. (None, D, and E)—Total amount of time that the command has been running.	detail extensive summary
WCPU	Weighted CPU usage.	extensive summary
COMMAND	Command that is currently running.	detail extensive summary

Sample Output

show system processes

```
user@host> show system processes
PID  TT  STAT      TIME COMMAND
   0  ??  DLs       0:00.70 (swapper)
   1  ??  Is        0:00.35 /sbin/init --
   2  ??  DL        0:00.00 (pagedaemon)
   3  ??  DL        0:00.00 (vmdaemon)
   4  ??  DL        0:42.37 (update)
   5  ??  DL        0:00.00 (if_jnx)
  80  ??  Ss        0:14.66 syslogd -s
  96  ??  Is        0:00.01 portmap
 128  ??  Is        0:02.70 cron
 173  ??  Is        0:02.24 /usr/local/sbin/sshd (sshd1)
 189  ??  S         0:03.80 /sbin/watchdog -t180
 190  ??  I         0:00.03 /usr/sbin/tetd -N
 191  ??  S         2:24.76 /sbin/ibd -N
 192  ??  S<        0:55.44 /usr/sbin/xntpd -N
 195  ??  S         0:53.11 /usr/sbin/snmpd -N
 196  ??  S         1:15.73 /usr/sbin/mib2d -N
 198  ??  I         0:00.75 /usr/sbin/inetd -N
2677  ??  I         0:00.01 /usr/sbin/mgd -N
2712  ??  Ss        0:00.24 rlogind
2735  ??  R         0:00.00 /bin/ps -ax
1985  p0-  S         0:07.41 ./rpd -N
2713  p0  Is        0:00.24 -tcsh (tcsh)
2726  p0  S+        0:00.07 cli
```

show system processes brief

```
user@host> show system processes brief
last pid: 543; load averages: 0.00, 0.00, 0.00 18:29:47
37 processes: 1 running, 36 sleeping

Mem: 25M Active, 3976K Inact, 19M Wired, 8346K Buf, 202M Free
Swap: 528M Total, 64K Used, 528M Free
```

show system processes detail

```
user@host> show system processes detail
PID  UID  PPID CPU PRI NI  RSS WCHAN  STARTED  TT  STAT      TIME COMMAND
3151 1049 3129  2  28  0  672 -      1:13PM  p0  R+       0:00.00 ps -ax -r
   1  0    0  0  10  0  376 wait   1:51PM  ??  Is       0:00.29 /sbin/ini
   2  0    0  0 -18  0  12 psleep  1:51PM  ??  DL       0:00.00 (pagedae
   3  0    0  0  28  0  12 psleep  1:51PM  ??  DL       0:00.00 (vmdaemo
   4  0    0  0  28  0  12 update  1:51PM  ??  DL       0:07.15 (update)
   5  0    0  0  2  0  12 pfesel  1:51PM  ??  IL       0:02.90 (if_pfe)
  27  0    1  0  10  0 17936 mfsidl  1:51PM  ??  Is       0:00.46 mfs /dev/
  81  0    1  0  2  0  496 select  1:52PM  ??  Ss       0:31.21 syslogd -
 119  1    1  0  2  0  492 select  1:52PM  ??  Is       0:00.00 portmap
 134  0    1  0  2  0  580 select  1:52PM  ??  S        0:02.95 amd -p -a
 151  0    1  0  18  0  532 pause   1:52PM  ??  Is       0:00.34 cron
 183  0    1  0  2  0  420 select  1:52PM  ??  Ss       0:00.07 /usr/loca
 206  0    1  0  18  0  72 pause   1:52PM  ??  S        0:00.51 /sbin/wat
 207  0    1  0  2  0  520 select  1:52PM  ??  I        0:00.16 /usr/sbin
 208  0    1  0  2  0  536 select  1:52PM  ??  S        0:08.21 /sbin/dcd
 210  0    1 255  2 -12  740 select  1:52PM  ??  S<       0:05.83 /usr/sbin
 211  0    1  0  2  0  376 select  1:52PM  ??  S        0:00.03 /usr/sbin
 215  0    1  0  2  0  548 select  1:52PM  ??  I        0:00.50 /usr/sbin
 219  0    1  0  3  0  540 ttyin  1:52PM  v0  Is+      0:00.02 /usr/libe
 220  0    1  0  3  0  540 ttyin  1:52PM  v1  Is+      0:00.01 /usr/libe
 221  0    1  0  3  0  540 ttyin  1:52PM  v2  Is+      0:00.01 /usr/libe
```

```

222    0    1    0    3    0 540 ttyin  1:52PM v3 Is+  0:00.01 /usr/libe
735    0    1    0    2    0 468 select 2:47PM ?? S    0:19.14 /usr/sbin
736    0    1    0    2    0 212 select 2:47PM ?? S    0:14.13 /usr/sbin
1380   0    1    0    3    0 888 ttyin  7:32PM d0 Is+  0:00.46 bash
3019   0    207   0    2    0 636 select 10:49AM ?? Ss   0:02.93 tnp.chass
3122   0    1380  0    2    0 1764 select 12:33PM d0 S    0:00.77 ./rpd -N
3128   0    215   0    2    0 580 select 12:45PM ?? Ss   0:00.12 rlogind
3129 1049 3128   0    18    0 944 pause 12:45PM p0 Ss   0:00.14 -tcsh (tc
0      0    0    0   -18    0 0 sched  1:51PM ?? DLs   0:00.10 (swapper

```

show system processes extensive

```

user@host> show system processes extensive
last pid: 544; load averages: 0.00, 0.00, 0.00 18:30:33
37 processes: 1 running, 36 sleeping

```

Mem: 25M Active, 3968K Inact, 19M Wired, 8346K Buf, 202M Free

Swap: 528M Total, 64K Used, 528M Free

PID	USERNAME	PRI	NICE	SIZE	RES	STATE	TIME	WCPU	CPU	COMMAND
544	root	30	0	604K	768K	RUN	0:00	0.00%	0.00%	top
3	root	28	0	0K	12K	psleep	0:00	0.00%	0.00%	vmdaemon
4	root	28	0	0K	12K	update	0:03	0.00%	0.00%	update
528	aviva	18	0	660K	948K	pause	0:00	0.00%	0.00%	tcsh
204	root	18	0	300K	544K	pause	0:00	0.00%	0.00%	csh
131	root	18	0	332K	532K	pause	0:00	0.00%	0.00%	cron
186	root	18	0	196K	68K	pause	0:00	0.00%	0.00%	watchdog
27	root	10	0	512M	16288K	mfsidl	0:00	0.00%	0.00%	mount_mfs
1	root	10	0	620K	344K	wait	0:00	0.00%	0.00%	init
304	root	3	0	884K	900K	ttyin	0:00	0.00%	0.00%	bash
200	root	3	0	180K	540K	ttyin	0:00	0.00%	0.00%	getty
203	root	3	0	180K	540K	ttyin	0:00	0.00%	0.00%	getty
202	root	3	0	180K	540K	ttyin	0:00	0.00%	0.00%	getty
201	root	3	0	180K	540K	ttyin	0:00	0.00%	0.00%	getty
194	root	2	0	2248K	1640K	select	0:11	0.00%	0.00%	rpd
205	root	2	0	964K	800K	select	0:12	0.00%	0.00%	tnp.chassisd
189	root	2	-12	352K	740K	select	0:03	0.00%	0.00%	xntpd
114	root	2	0	296K	612K	select	0:00	0.00%	0.00%	amd
188	root	2	0	780K	600K	select	0:00	0.00%	0.00%	dcd
527	root	2	0	176K	580K	select	0:00	0.00%	0.00%	rlogind
195	root	2	0	212K	552K	select	0:00	0.00%	0.00%	inetd
187	root	2	0	192K	532K	select	0:00	0.00%	0.00%	tnetd
83	root	2	0	188K	520K	select	0:00	0.00%	0.00%	syslogd
538	root	2	0	1324K	516K	select	0:00	0.00%	0.00%	mgd
99	daemon	2	0	176K	492K	select	0:00	0.00%	0.00%	portmap
163	root	2	0	572K	420K	select	0:00	0.00%	0.00%	nsrexecd
192	root	2	0	560K	400K	select	0:10	0.00%	0.00%	snmpd
191	root	2	0	1284K	376K	select	0:00	0.00%	0.00%	mgd
537	aviva	2	0	636K	364K	select	0:00	0.00%	0.00%	cli
193	root	2	0	312K	204K	select	0:07	0.00%	0.00%	mib2d
5	root	2	0	0K	12K	pfesel	0:00	0.00%	0.00%	if_pfe
2	root	-18	0	0K	12K	psleep	0:00	0.00%	0.00%	pagedaemon
0	root	-18	0	0K	0K	sched	0:00	0.00%	0.00%	swapper

show system processes lcc wide (TX Matrix Routing Matrix)

```

user@host> show system processes lcc 2 wide
lcc2-re0:

```

PID	TT	STAT	TIME	COMMAND
0	??	DLs	0:00.00	(swapper)
1	??	ILs	0:00.10	/sbin/preinit -- (init)
2	??	DL	0:00.00	(pagedaemon)
3	??	DL	0:00.00	(vmdaemon)
4	??	DL	0:00.00	(bufdaemon)

```

5 ?? DL 0:00.04 (syncer)
6 ?? DL 0:00.00 (netdaemon)
7 ?? IL 0:00.00 (if_pic_listen)
8 ?? IL 0:00.00 (scs_housekeeping)
9 ?? IL 0:00.00 (if_pfe_listen)
10 ?? DL 0:00.00 (vmuncachedaemon)
11 ?? SL 0:00.02 (cb_poll)
172 ?? ILs 0:00.21 mfs -o noauto /dev/ad1s1b /tmp (newfs)
2909 ?? Is 0:00.00 pccardd
2932 ?? Ss 0:00.07 syslogd -r -s
3039 ?? Is 0:00.00 cron
3217 ?? I 0:00.00 /sbin/watchdog -d
3218 ?? I 0:00.02 /usr/sbin/tnetd -N
3221 ?? S 0:00.11 /usr/sbin/alarmd -N
3222 ?? S 0:00.85 /usr/sbin/craftd -N
3223 ?? S 0:00.05 /usr/sbin/mgd -N
3224 ?? I 0:00.02 /usr/sbin/inetd -N
3225 ?? I 0:00.00 /usr/sbin/tnp.sntpd -N
3226 ?? I 0:00.01 /usr/sbin/tnp.sntpc -N
3228 ?? I 0:00.01 /usr/sbin/smartd -N
3231 ?? I 0:00.01 /usr/sbin/eccd -N
3425 ?? S 0:00.09 /usr/sbin/dfwd -N
3426 ?? S 0:00.19 /sbin/dcd -N
3427 ?? I 0:00.04 /usr/sbin/pfed -N
3430 ?? S 0:00.10 /usr/sbin/ksyncd -N
3482 ?? S 1:53.63 /usr/sbin/chassisd -N
4285 ?? SL 0:00.01 (peer proxy)
4286 ?? SL 0:00.00 (peer proxy)
4303 ?? Ss 0:00.00 mgd: (mgd) (root) (mgd)
4304 ?? R 0:00.00 /bin/ps -ax -ww
3270 d0 Is+ 0:00.00 /usr/libexec/getty std.9600 ttyd0

```

show system processes summary

```

user@host> show system processes summary
last pid: 543; load averages: 0.00, 0.00, 0.00 18:29:47
37 processes: 1 running, 36 sleeping

```

```

Mem: 25M Active, 3976K Inact, 19M Wired, 8346K Buf, 202M Free
Swap: 528M Total, 64K Used, 528M Free

```

PID	USERNAME	PRI	NICE	SIZE	RES	STATE	TIME	WCPU	CPU	COMMAND
527	root	2	0	176K	580K	select	0:00	0.04%	0.04%	rlogind
543	root	30	0	604K	768K	RUN	0:00	0.00%	0.00%	top

show system processes (TX Matrix Plus Router)

```

user@host> show system processes
sfc0-re0:

```

```

-----
PID TT STAT TIME COMMAND
0 ?? Wls 0:00.00 [swapper]
1 ?? ILs 0:00.18 /packages/mnt/jbase/sbin/init --
2 ?? DL 0:00.20 [g_event]
3 ?? DL 0:00.39 [g_up]
4 ?? DL 0:00.32 [g_down]
5 ?? DL 0:00.00 [thread taskq]
6 ?? DL 0:00.09 [kqueue taskq]
7 ?? DL 0:00.01 [pagedaemon]
8 ?? DL 0:00.00 [vmdaemon]
9 ?? DL 0:06.63 [pagezero]
10 ?? DL 0:00.00 [ktrace]
11 ?? RL 310:52.98 [idle]
12 ?? WL 0:11.03 [swi2: net]

```

```

13 ?? WL 0:27.58 [swi7: clock sio]
14 ?? WL 0:00.00 [swi6: vm]
15 ?? DL 0:03.02 [yarrow]
16 ?? WL 0:00.00 [swi9: +]
17 ?? WL 0:00.00 [swi8: +]
18 ?? WL 0:00.00 [swi5: cambio]
19 ?? WL 0:00.00 [swi9: task queue]
20 ?? WL 0:11.41 [irq16: uhci0 uhci*]
21 ?? DL 0:00.00 [usb0]
22 ?? DL 0:00.00 [usbtask]
23 ?? WL 0:39.51 [irq17: uhci1 uhci*]
24 ?? DL 0:00.00 [usb1]
25 ?? WL 0:00.00 [irq18: uhci2 uhci*]
26 ?? DL 0:00.83 [usb2]
27 ?? DL 0:00.00 [usb3]
28 ?? DL 0:00.00 [usb4]
29 ?? DL 0:00.00 [usb5]
30 ?? DL 0:00.73 [usb6]
31 ?? DL 0:00.00 [usb7]
32 ?? WL 0:00.00 [irq14: ata0]
33 ?? WL 0:00.00 [irq15: ata1]
34 ?? WL 0:00.00 [irq1: atkbd0]
35 ?? WL 0:00.00 [swi0: sio]
36 ?? WL 0:00.00 [irq11: isab0]
37 ?? WL 0:00.00 [swi3: ip6opt ipopt]
38 ?? WL 0:00.00 [swi4: ip6mismatch+]
39 ?? WL 0:00.00 [swi1: ipfwd]
40 ?? DL 0:00.02 [bufdaemon]
41 ?? DL 0:00.02 [vn1ru]
42 ?? DL 0:00.39 [syncer]
43 ?? DL 0:00.05 [softdepflush]
44 ?? DL 0:00.00 [netdaemon]
45 ?? DL 0:00.02 [vmuncachedaemon]
46 ?? DL 0:00.00 [if_pic_listen]
47 ?? DL 0:00.35 [vmkmemdaemon]
48 ?? DL 0:00.00 [cb_poll]
49 ?? DL 0:00.06 [if_pfe_listen]
50 ?? DL 0:00.00 [scs_housekeeping]
51 ?? IL 0:00.00 [kern_dump_proc]
52 ?? IL 0:00.00 [nfsiod 0]
53 ?? IL 0:00.00 [nfsiod 1]
54 ?? IL 0:00.00 [nfsiod 2]
55 ?? IL 0:00.00 [nfsiod 3]
56 ?? DL 0:00.37 [schedcpu]
57 ?? DL 0:00.56 [md0]
79 ?? DL 0:02.58 [md1]
100 ?? DL 0:00.03 [md2]
118 ?? DL 0:00.01 [md3]
139 ?? DL 0:00.95 [md4]
160 ?? DL 0:00.12 [md5]
181 ?? DL 0:00.00 [md6]
217 ?? DL 0:00.02 [md7]
227 ?? DL 0:00.05 [md8]
1341 ?? SL 0:01.34 [bcmTX]
1342 ?? SL 0:01.68 [bcmXGS3AsyncTX]
1343 ?? SL 0:41.40 [bcmLINK.0]
1345 ?? SL 0:33.83 [bcmLINK.1]
1350 ?? Is 0:00.01 /usr/sbin/cron
1502 ?? S 0:00.01 /sbin/watchdog -t-1
1503 ?? S 0:00.86 /usr/libexec/bslockd -mp -N
1504 ?? S 0:00.01 /usr/sbin/tnetd -N

```



```

1507 ?? S      0:01.32 /usr/sbin/alarmd -N
1508 ?? S      0:14.54 /usr/sbin/craftd -N
1509 ?? S      0:01.19 /usr/sbin/mgd -N
1512 ?? I      0:00.05 /usr/sbin/inetd -N
1513 ?? S      0:00.10 /usr/sbin/tnp.snptd -N
1517 ?? S      0:00.11 /usr/sbin/smartd -N
1525 ?? S      0:01.10 /usr/sbin/idpd -N
1526 ?? S      0:01.43 /usr/sbin/license-check -U -M -p 10 -i 10
1527 ?? I      0:00.01 /usr/libexec/getty Pc ttyv0
1616 ?? DL     0:00.30 [peer proxy]
1617 ?? DL     0:00.32 [peer proxy]
1618 ?? DL     0:00.34 [peer proxy]
1619 ?? DL     0:00.30 [peer proxy]
2391 ?? Is     0:00.01 telnetd
7331 ?? Ss     0:00.03 telnetd
9538 ?? DL     0:01.16 [jsr_kkcm]
9613 ?? DL     0:00.18 [peer proxy]
23781 ?? Ss    0:00.01 telnetd
23926 ?? Ss    0:00.01 mgd: (mgd) (regress)/dev/tty2 (mgd)
36867 ?? S      0:03.14 /usr/sbin/rpd -N
36874 ?? S      0:00.08 /usr/sbin/lmpd
36876 ?? S      0:00.17 /usr/sbin/lacpd -N
36877 ?? S      0:00.15 /usr/sbin/bfdd -N
36878 ?? S      0:05.05 /usr/sbin/ppmd -N
36907 ?? S      0:25.07 /usr/sbin/chassisd -N
37775 ?? S      0:00.01 /usr/sbin/bdbrepd -N
45727 ?? S      0:00.02 /usr/sbin/xntpd -j -N -g (ntpd)
45729 ?? S      0:00.38 /usr/sbin/l2ald -N
45730 ?? S<    0:00.12 /usr/sbin/apspd -N
45731 ?? SN     0:00.10 /usr/sbin/sampled -N
45732 ?? S      0:00.03 /usr/sbin/ilmid -N
45733 ?? S      0:00.09 /usr/sbin/rmopd -N
45734 ?? S      0:00.30 /usr/sbin/cosd
45735 ?? I      0:00.00 /usr/sbin/rtspd -N
45736 ?? S      0:00.06 /usr/sbin/fsad -N
45737 ?? S      0:00.05 /usr/sbin/rdd -N
45738 ?? S      0:00.10 /usr/sbin/pppd -N
45739 ?? S      0:00.05 /usr/sbin/dfcd -N
45740 ?? S      0:00.07 /usr/sbin/lfmd -N
45741 ?? S      0:00.01 /usr/sbin/mpiisoamd -N
45742 ?? I      0:00.01 /usr/sbin/sendd -N
45743 ?? S      0:00.08 /usr/sbin/appidd -N
45744 ?? S      0:00.05 /usr/sbin/mspd -N
45745 ?? S      0:00.25 /usr/sbin/jdiameterd -N
45746 ?? S      0:00.10 /usr/sbin/pfed -N
45747 ?? S      0:00.19 /usr/sbin/lpdfd -N
45748 ?? S      0:00.63 /sbin/dcd -N
45750 ?? S      0:00.45 /usr/sbin/mib2d -N
45751 ?? S      0:00.15 /usr/sbin/dfwd -N
45752 ?? S      0:00.15 /usr/sbin/irsd -N
45764 ?? S      0:20.59 /usr/sbin/snmpd -N
56479 ?? Ss    0:00.00 mgd: (mgd) (root) (mgd)
56480 ?? R      0:00.00 /bin/ps -ax
1142 d0- I      0:00.01 /usr/sbin/usbd -N
1160 d0- S      0:29.17 /usr/sbin/eventd -N -r -s -A
6527 d0 Is+    0:00.00 /usr/libexec/getty std.9600 ttyd0
2392 p1 Is     0:00.00 login [pam] (login)
2393 p1 I       0:00.00 -csh (csh)
2394 p1 I       0:00.00 su -
2395 p1 I+      0:00.01 -su (csh)
23782 p2 Is     0:00.00 login [pam] (login)

```

```

23881 p2 I      0:00.00 -csh (csh)
23925 p2 S+    0:00.03 cli
7332  p3 Is    0:00.00 login [pam] (login)
7333  p3 I      0:00.00 -csh (csh)
23780 p3 S+    0:00.02 telnet aj

```

```
lcc0-re0:
```

```

-----
PID  TT  STAT      TIME COMMAND
 0  ??  Wls    0:00.00 [swapper]
 1  ??  ILs    0:00.16 /packages/mnt/jbase/sbin/init --
 2  ??  DL     0:00.01 [g_event]
 3  ??  DL     0:00.16 [g_up]
 4  ??  DL     0:00.11 [g_down]
 5  ??  DL     0:00.00 [thread taskq]
 6  ??  DL     0:00.00 [kqueue taskq]
 7  ??  DL     0:00.00 [pagedaemon]
 8  ??  DL     0:00.00 [vmdaemon]
 9  ??  DL     0:01.77 [pagezero]
10  ??  DL     0:00.00 [ktrace]
11  ??  RL    17:22.31 [idle]
12  ??  WL     0:00.32 [swi2: net]
13  ??  WL     0:01.21 [swi7: clock sio]
14  ??  WL     0:00.00 [swi6: vm]
15  ??  DL     0:00.10 [yarrow]
16  ??  WL     0:00.00 [swi9: +]
17  ??  WL     0:00.00 [swi8: +]
18  ??  WL     0:00.00 [swi5: cambio]
19  ??  WL     0:00.00 [swi9: task queue]
20  ??  WL     0:02.73 [irq10: bcm0 uhci1*]
21  ??  WL     0:00.02 [irq11: cb0 uhci0+*]
22  ??  DL     0:00.00 [usb0]
23  ??  DL     0:00.00 [usbtask]
24  ??  DL     0:00.00 [usb1]
25  ??  DL     0:00.05 [usb2]
26  ??  DL     0:00.00 [usb3]
27  ??  DL     0:00.00 [usb4]
28  ??  DL     0:00.00 [usb5]
29  ??  DL     0:00.04 [usb6]
30  ??  DL     0:00.00 [usb7]
31  ??  WL     0:00.00 [irq14: ata0]
32  ??  WL     0:00.00 [irq15: ata1]
33  ??  WL     0:00.00 [irq1: atkbd0]
34  ??  WL     0:00.00 [swi0: sio]
35  ??  WL     0:00.00 [swi3: ip6opt ipopt]
36  ??  WL     0:00.00 [swi4: ip6mismatch+]
37  ??  WL     0:00.00 [swi1: ipfwd]
38  ??  DL     0:00.00 [bufdaemon]
39  ??  DL     0:00.00 [vn1ru]
40  ??  DL     0:00.01 [syncer]
41  ??  DL     0:00.00 [softdepflush]
42  ??  DL     0:00.00 [netdaemon]
43  ??  DL     0:00.00 [vmuncachedaemon]
44  ??  DL     0:00.00 [if_pic_listen]
45  ??  DL     0:00.02 [vmkmemdaemon]
46  ??  DL     0:00.01 [cb_poll]
47  ??  DL     0:00.00 [if_pfe_listen]
48  ??  DL     0:00.00 [scs_housekeeping]
49  ??  IL     0:00.00 [kern_dump_proc]
50  ??  IL     0:00.00 [nfsiod 0]
51  ??  IL     0:00.00 [nfsiod 1]

```

```

52 ?? IL 0:00.00 [nfsiod 2]
53 ?? IL 0:00.00 [nfsiod 3]
54 ?? DL 0:00.01 [schedcpu]
55 ?? DL 0:00.73 [md0]
77 ?? DL 0:03.54 [md1]
98 ?? DL 0:00.37 [md2]
116 ?? DL 0:00.02 [md3]
137 ?? DL 0:00.56 [md4]
158 ?? DL 0:00.15 [md5]
179 ?? DL 0:00.00 [md6]
215 ?? DL 0:00.03 [md7]
225 ?? DL 0:00.03 [md8]
1078 ?? DL 0:00.00 [jsr_kkcm]
1363 ?? SL 0:00.09 [bcmTX]
1364 ?? SL 0:00.10 [bcmXGS3AsyncTX]
1365 ?? SL 0:03.08 [bcmLINK.0]
1370 ?? Is 0:00.00 /usr/sbin/cron
1522 ?? S 0:00.00 /sbin/watchdog -t-1
1523 ?? S 0:00.05 /usr/libexec/bslockd -mp -N
1524 ?? I 0:00.01 /usr/sbin/tnetd -N
1526 ?? S 0:04.98 /usr/sbin/chassisd -N
1527 ?? S 0:00.04 /usr/sbin/alarmd -N
1528 ?? I 0:00.40 /usr/sbin/craftd -N
1529 ?? S 0:00.08 /usr/sbin/mgd -N
1532 ?? I 0:00.04 /usr/sbin/inetd -N
1533 ?? I 0:00.00 /usr/sbin/tnp.snptd -N
1534 ?? I 0:00.00 /usr/sbin/tnp.snptc -N
1536 ?? S 0:00.01 /usr/sbin/smartd -N
1540 ?? I 0:00.07 /usr/sbin/jcsd -N
1541 ?? S 0:00.11 /usr/sbin/idpd -N
1542 ?? I 0:00.00 /usr/libexec/getty Pc ttyv0
2089 ?? DL 0:00.01 [peer proxy]
2090 ?? DL 0:00.01 [peer proxy]
2091 ?? DL 0:00.01 [peer proxy]
2657 ?? S 0:00.02 /usr/sbin/dfwd -N
2658 ?? S 0:00.02 /sbin/dcd -N
2659 ?? S 0:00.05 /usr/sbin/snmpd -N
2660 ?? S 0:00.01 /usr/sbin/mib2d -N
2661 ?? S 0:00.01 /usr/sbin/pfed -N
2662 ?? S 0:00.01 /usr/sbin/irsd -N
2667 ?? S 0:00.13 /usr/sbin/ksyncd -N
2690 ?? Ss 0:00.00 mgd: (mgd) (root) (mgd)
2691 ?? R 0:00.00 /bin/ps -ax
1164 d0- S 0:00.00 /usr/sbin/usbd -N
1182 d0- S 0:00.34 /usr/sbin/eventd -N -r -s -A
1543 d0 Is+ 0:00.00 /usr/libexec/getty std.9600 ttyd0

```

lcc1-re0:

```

-----
PID TT STAT TIME COMMAND
0 ?? Wls 0:00.00 [swapper]
1 ?? ILs 0:00.17 /packages/mnt/jbase/sbin/init --
2 ?? DL 0:00.01 [g_event]
3 ?? DL 0:00.16 [g_up]
4 ?? DL 0:00.11 [g_down]
5 ?? DL 0:00.00 [thread taskq]
6 ?? DL 0:00.00 [kqueue taskq]
7 ?? DL 0:00.00 [pagedaemon]
8 ?? DL 0:00.00 [vmdaemon]
9 ?? DL 0:01.77 [pagezero]
10 ?? DL 0:00.00 [ktrace]

```

```

11 ?? RL 17:22.83 [idle]
12 ?? WL 0:00.35 [swi2: net]
13 ?? WL 0:01.20 [swi7: clock sio]
14 ?? WL 0:00.00 [swi6: vm]
15 ?? DL 0:00.10 [yarrow]
16 ?? WL 0:00.00 [swi9: +]
17 ?? WL 0:00.00 [swi8: +]
18 ?? WL 0:00.00 [swi5: cambio]
19 ?? WL 0:00.00 [swi9: task queue]
20 ?? WL 0:02.87 [irq10: bcm0 uhci1*]
21 ?? WL 0:00.02 [irq11: cb0 uhci0+*]
22 ?? DL 0:00.00 [usb0]
23 ?? DL 0:00.00 [usbtask]
24 ?? DL 0:00.00 [usb1]
25 ?? DL 0:00.05 [usb2]
26 ?? DL 0:00.00 [usb3]
27 ?? DL 0:00.00 [usb4]
28 ?? DL 0:00.00 [usb5]
29 ?? DL 0:00.04 [usb6]
30 ?? DL 0:00.00 [usb7]
31 ?? WL 0:00.00 [irq14: ata0]
32 ?? WL 0:00.00 [irq15: ata1]
33 ?? WL 0:00.00 [irq1: atkbd0]
34 ?? WL 0:00.00 [swi0: sio]
35 ?? WL 0:00.00 [swi3: ip6opt ipopt]
36 ?? WL 0:00.00 [swi4: ip6mismatch+]
37 ?? WL 0:00.00 [swi1: ipfwd]
38 ?? DL 0:00.00 [bufdaemon]
39 ?? DL 0:00.00 [vn1ru]
40 ?? DL 0:00.01 [syncer]
41 ?? DL 0:00.00 [softdepflush]
42 ?? DL 0:00.00 [netdaemon]
43 ?? DL 0:00.00 [vmuncachedaemon]
44 ?? DL 0:00.00 [if_pic_listen]
45 ?? DL 0:00.02 [vmkmemdaemon]
46 ?? DL 0:00.01 [cb_poll]
47 ?? DL 0:00.00 [if_pfe_listen]
48 ?? DL 0:00.00 [scs_housekeeping]
49 ?? IL 0:00.00 [kern_dump_proc]
50 ?? IL 0:00.00 [nfsiod 0]
51 ?? IL 0:00.00 [nfsiod 1]
52 ?? IL 0:00.00 [nfsiod 2]
53 ?? IL 0:00.00 [nfsiod 3]
54 ?? DL 0:00.02 [schedcpu]
55 ?? DL 0:00.75 [md0]
77 ?? DL 0:03.40 [md1]
98 ?? DL 0:00.37 [md2]
116 ?? DL 0:00.02 [md3]
137 ?? DL 0:00.56 [md4]
158 ?? DL 0:00.15 [md5]
179 ?? DL 0:00.00 [md6]
215 ?? DL 0:00.03 [md7]
225 ?? DL 0:00.03 [md8]
1052 ?? DL 0:00.00 [jsr_kkcm]
1337 ?? SL 0:00.09 [bcmTX]
1338 ?? SL 0:00.10 [bcmXGS3AsyncTX]
1339 ?? SL 0:03.10 [bcmLINK.0]
1344 ?? Is 0:00.00 /usr/sbin/cron
1496 ?? S 0:00.00 /sbin/watchdog -t-1
1497 ?? S 0:00.05 /usr/libexec/bslockd -mp -N
1498 ?? I 0:00.01 /usr/sbin/tnetd -N

```

```

1500 ?? S      0:04.97 /usr/sbin/chassisd -N
1501 ?? S      0:00.04 /usr/sbin/alarmd -N
1502 ?? I      0:00.40 /usr/sbin/craftd -N
1503 ?? S      0:00.08 /usr/sbin/mgd -N
1506 ?? I      0:00.04 /usr/sbin/inetd -N
1507 ?? I      0:00.00 /usr/sbin/tnp.snmpd -N
1508 ?? I      0:00.00 /usr/sbin/tnp.sntpc -N
1510 ?? S      0:00.01 /usr/sbin/smartd -N
1514 ?? I      0:00.07 /usr/sbin/jcsd -N
1515 ?? S      0:00.18 /usr/sbin/idpd -N
1516 ?? I      0:00.00 /usr/libexec/getty Pc ttyv0
2068 ?? DL     0:00.01 [peer proxy]
2069 ?? DL     0:00.01 [peer proxy]
2070 ?? DL     0:00.01 [peer proxy]
2666 ?? S      0:00.02 /sbin/dcd -N
2667 ?? S      0:00.01 /usr/sbin/irsd -N
2668 ?? S      0:00.01 /usr/sbin/pfed -N
2669 ?? S      0:00.05 /usr/sbin/snmpd -N
2670 ?? S      0:00.01 /usr/sbin/mib2d -N
2671 ?? S      0:00.02 /usr/sbin/dfwd -N
2675 ?? S      0:00.13 /usr/sbin/ksyncd -N
2699 ?? Ss     0:00.00 mgd: (mgd) (root) (mgd)
2700 ?? R      0:00.00 /bin/ps -ax
1138 d0- S     0:00.00 /usr/sbin/usbd -N
1156 d0- S     0:00.37 /usr/sbin/eventd -N -r -s -A
1517 d0 Is+    0:00.00 /usr/libexec/getty std.9600 ttyd0

```

lcc2-re0:

```

-----
PID TT  STAT      TIME COMMAND
  0 ??  Wls      0:00.00 [swapper]
  1 ??  ILs      0:00.18 /packages/mnt/jbase/sbin/init --
  2 ??  DL        0:00.01 [g_event]
  3 ??  DL        0:00.17 [g_up]
  4 ??  DL        0:00.12 [g_down]
  5 ??  DL        0:00.00 [thread taskq]
  6 ??  DL        0:00.00 [kqueue taskq]
  7 ??  DL        0:00.00 [pagedaemon]
  8 ??  DL        0:00.00 [vmdaemon]
  9 ??  DL        0:01.77 [pagezero]
 10 ??  DL        0:00.00 [ktrace]
 11 ??  RL       17:19.13 [idle]
 12 ??  WL        0:00.36 [swi2: net]
 13 ??  WL        0:01.20 [swi7: clock sio]
 14 ??  WL        0:00.00 [swi6: vm]
 15 ??  DL        0:00.13 [yarrow]
 16 ??  WL        0:00.00 [swi9: +]
 17 ??  WL        0:00.00 [swi8: +]
 18 ??  WL        0:00.00 [swi5: cambio]
 19 ??  WL        0:00.00 [swi9: task queue]
 20 ??  WL        0:03.03 [irq10: bcm0 uhci1*]
 21 ??  WL        0:00.02 [irq11: cb0 uhci0+*]
 22 ??  DL        0:00.00 [usb0]
 23 ??  DL        0:00.00 [usbtask]
 24 ??  DL        0:00.00 [usb1]
 25 ??  DL        0:00.05 [usb2]
 26 ??  DL        0:00.00 [usb3]
 27 ??  DL        0:00.00 [usb4]
 28 ??  DL        0:00.00 [usb5]
 29 ??  DL        0:00.04 [usb6]
 30 ??  DL        0:00.00 [usb7]

```

```

31 ?? WL 0:00.00 [irq14: ata0]
32 ?? WL 0:00.00 [irq15: ata1]
33 ?? WL 0:00.00 [irq1: atkbd0]
34 ?? WL 0:00.00 [swi0: sio]
35 ?? WL 0:00.00 [swi3: ip6opt ipopt]
36 ?? WL 0:00.00 [swi4: ip6mismatch+]
37 ?? WL 0:00.00 [swi1: ipfwd]
38 ?? DL 0:00.00 [bufdaemon]
39 ?? DL 0:00.00 [vnlr]
40 ?? DL 0:00.01 [syncer]
41 ?? DL 0:00.00 [softdepflush]
42 ?? DL 0:00.00 [netdaemon]
43 ?? DL 0:00.00 [vmuncachedaemon]
44 ?? DL 0:00.00 [if_pic_listen]
45 ?? DL 0:00.02 [vmkmemdaemon]
46 ?? DL 0:00.01 [cb_poll]
47 ?? DL 0:00.00 [if_pfe_listen]
48 ?? DL 0:00.00 [scs_housekeeping]
49 ?? IL 0:00.00 [kern_dump_proc]
50 ?? IL 0:00.00 [nfsiod 0]
51 ?? IL 0:00.00 [nfsiod 1]
52 ?? IL 0:00.00 [nfsiod 2]
53 ?? IL 0:00.00 [nfsiod 3]
54 ?? DL 0:00.02 [schedcpu]
55 ?? DL 0:00.75 [md0]
77 ?? DL 0:03.48 [md1]
98 ?? DL 0:00.59 [md2]
116 ?? DL 0:00.02 [md3]
137 ?? DL 0:00.56 [md4]
158 ?? DL 0:00.15 [md5]
179 ?? DL 0:00.00 [md6]
215 ?? DL 0:00.03 [md7]
225 ?? DL 0:00.03 [md8]
1052 ?? DL 0:00.00 [jsr_kkcm]
1337 ?? SL 0:00.09 [bcmTX]
1338 ?? SL 0:00.10 [bcmXGS3AsyncTX]
1339 ?? SL 0:03.22 [bcmLINK.0]
1344 ?? Is 0:00.00 /usr/sbin/cron
1496 ?? S 0:00.00 /sbin/watchdog -t-1
1497 ?? S 0:00.05 /usr/libexec/bslockd -mp -N
1498 ?? S 0:00.01 /usr/sbin/tnetd -N
1500 ?? R 0:05.17 /usr/sbin/chassisd -N
1501 ?? S 0:00.04 /usr/sbin/alarmd -N
1502 ?? I 0:00.39 /usr/sbin/craftd -N
1503 ?? S 0:00.08 /usr/sbin/mgd -N
1506 ?? I 0:00.05 /usr/sbin/inetd -N
1507 ?? I 0:00.00 /usr/sbin/tnp.snptd -N
1508 ?? I 0:00.00 /usr/sbin/tnp.snptc -N
1510 ?? S 0:00.01 /usr/sbin/smartd -N
1514 ?? I 0:00.07 /usr/sbin/jcsd -N
1515 ?? S 0:00.17 /usr/sbin/idpd -N
1516 ?? I 0:00.00 /usr/libexec/getty Pc ttyv0
2591 ?? DL 0:00.01 [peer proxy]
2592 ?? DL 0:00.01 [peer proxy]
2593 ?? DL 0:00.01 [peer proxy]
2597 ?? DL 0:00.00 [peer proxy]
3192 ?? S 0:00.01 /usr/sbin/irsd -N
3193 ?? S 0:00.05 /usr/sbin/snmpd -N
3194 ?? S 0:00.02 /sbin/dcd -N
3195 ?? S 0:00.01 /usr/sbin/pfed -N
3196 ?? S 0:00.01 /usr/sbin/mib2d -N

```

```

3197 ?? S      0:00.02 /usr/sbin/dfwd -N
3198 ?? S      0:00.13 /usr/sbin/ksyncd -N
3228 ?? Ss     0:00.00 mgd: (mgd) (root) (mgd)
3229 ?? R      0:00.00 /bin/ps -ax
1138 d0- S     0:00.00 /usr/sbin/usbd -N
1156 d0- S     0:00.42 /usr/sbin/eventd -N -r -s -A
1517 d0 Is+    0:00.00 /usr/libexec/getty std.9600 ttyd0
...

```

show system
processes sfc (TX
Matrix Plus Router)

```

user@host> show system processes sfc 0
sfc0-re0:

```

```

-----
PID  TT  STAT      TIME COMMAND
  0  ??  Wls      0:00.00 [swapper]
  1  ??  SLs      0:00.18 /packages/mnt/jbase/sbin/init --
  2  ??  DL       0:00.20 [g_event]
  3  ??  DL       0:00.39 [g_up]
  4  ??  DL       0:00.32 [g_down]
  5  ??  DL       0:00.00 [thread taskq]
  6  ??  DL       0:00.09 [kqueue taskq]
  7  ??  DL       0:00.01 [pagedaemon]
  8  ??  DL       0:00.00 [vmdaemon]
  9  ??  DL       0:06.63 [pagezero]
 10  ??  DL       0:00.00 [ktrace]
 11  ??  RL      312:09.00 [idle]
 12  ??  WL       0:11.07 [swi2: net]
 13  ??  WL       0:27.70 [swi7: clock sio]
 14  ??  WL       0:00.00 [swi6: vm]
 15  ??  DL       0:03.03 [yarrow]
 16  ??  WL       0:00.00 [swi9: +]
 17  ??  WL       0:00.00 [swi8: +]
 18  ??  WL       0:00.00 [swi5: cambio]
 19  ??  WL       0:00.00 [swi9: task queue]
 20  ??  WL       0:11.46 [irq16: uhci0 uhci*]
 21  ??  DL       0:00.00 [usb0]
 22  ??  DL       0:00.00 [usbtask]
 23  ??  WL       0:39.63 [irq17: uhci1 uhci*]
 24  ??  DL       0:00.00 [usb1]
 25  ??  WL       0:00.00 [irq18: uhci2 uhci*]
 26  ??  DL       0:00.84 [usb2]
 27  ??  DL       0:00.00 [usb3]
 28  ??  DL       0:00.00 [usb4]
 29  ??  DL       0:00.00 [usb5]
 30  ??  DL       0:00.73 [usb6]
 31  ??  DL       0:00.00 [usb7]
 32  ??  WL       0:00.00 [irq14: ata0]
 33  ??  WL       0:00.00 [irq15: ata1]
 34  ??  WL       0:00.00 [irq1: atkbd0]
 35  ??  WL       0:00.00 [swi0: sio]
 36  ??  WL       0:00.00 [irq11: isab0]
 37  ??  WL       0:00.00 [swi3: ip6opt ipopt]
 38  ??  WL       0:00.00 [swi4: ip6mismatch+]
 39  ??  WL       0:00.00 [swi1: ipfwd]
 40  ??  DL       0:00.02 [bufdaemon]
 41  ??  DL       0:00.02 [vn1ru]
 42  ??  DL       0:00.39 [syncer]
 43  ??  DL       0:00.05 [softdepflush]
 44  ??  DL       0:00.00 [netdaemon]
 45  ??  DL       0:00.02 [vmuncachedaemon]
 46  ??  DL       0:00.00 [if_pic_listen]
 47  ??  DL       0:00.35 [vmkmemdaemon]

```

```

48 ?? DL 0:00.00 [cb_poll]
49 ?? DL 0:00.06 [if_pfe_listen]
50 ?? DL 0:00.00 [scs_housekeeping]
51 ?? IL 0:00.00 [kern_dump_proc]
52 ?? IL 0:00.00 [nfsiod 0]
53 ?? IL 0:00.00 [nfsiod 1]
54 ?? IL 0:00.00 [nfsiod 2]
55 ?? IL 0:00.00 [nfsiod 3]
56 ?? DL 0:00.37 [schedcpu]
57 ?? DL 0:00.56 [md0]
79 ?? DL 0:02.58 [md1]
100 ?? DL 0:00.03 [md2]
118 ?? DL 0:00.01 [md3]
139 ?? DL 0:00.95 [md4]
160 ?? DL 0:00.12 [md5]
181 ?? DL 0:00.00 [md6]
217 ?? DL 0:00.02 [md7]
227 ?? DL 0:00.05 [md8]
1341 ?? SL 0:01.35 [bcmTX]
1342 ?? SL 0:01.69 [bcmXGS3AsyncTX]
1343 ?? SL 0:41.57 [bcmLINK.0]
1345 ?? SL 0:33.97 [bcmLINK.1]
1350 ?? Is 0:00.01 /usr/sbin/cron
1502 ?? S 0:00.01 /sbin/watchdog -t-1
1503 ?? S 0:00.86 /usr/libexec/bslockd -mp -N
1504 ?? I 0:00.01 /usr/sbin/tnetd -N
1507 ?? S 0:01.32 /usr/sbin/alarmd -N
1508 ?? S 0:14.54 /usr/sbin/craftd -N
1509 ?? S 0:01.20 /usr/sbin/mgd -N
1512 ?? S 0:00.05 /usr/sbin/inetd -N
1513 ?? S 0:00.10 /usr/sbin/tnp.snptd -N
1517 ?? S 0:00.11 /usr/sbin/smartd -N
1525 ?? S 0:01.11 /usr/sbin/idpd -N
1526 ?? S 0:01.43 /usr/sbin/license-check -U -M -p 10 -i 10
1527 ?? I 0:00.01 /usr/libexec/getty Pc ttyv0
1616 ?? DL 0:00.30 [peer proxy]
1617 ?? DL 0:00.32 [peer proxy]
1618 ?? DL 0:00.34 [peer proxy]
1619 ?? DL 0:00.30 [peer proxy]
2391 ?? Is 0:00.01 telnetd
7331 ?? Ss 0:00.03 telnetd
9538 ?? DL 0:01.16 [jsr_kkcm]
9613 ?? DL 0:00.18 [peer proxy]
23781 ?? Ss 0:00.01 telnetd
23926 ?? Ss 0:00.03 mgd: (mgd) (regress)/dev/tty2 (mgd)
36867 ?? S 0:03.14 /usr/sbin/rpd -N
36874 ?? S 0:00.08 /usr/sbin/lmpd
36876 ?? S 0:00.17 /usr/sbin/lacpd -N
36877 ?? S 0:00.15 /usr/sbin/bfdd -N
36878 ?? S 0:05.05 /usr/sbin/ppmd -N
36907 ?? S 0:26.63 /usr/sbin/chassisd -N
37775 ?? S 0:00.01 /usr/sbin/bdbrepd -N
45727 ?? S 0:00.02 /usr/sbin/xntpd -j -N -g (ntpd)
45729 ?? S 0:00.40 /usr/sbin/l2ald -N
45730 ?? S< 0:00.13 /usr/sbin/apsd -N
45731 ?? SN 0:00.10 /usr/sbin/sampled -N
45732 ?? S 0:00.03 /usr/sbin/ilmid -N
45733 ?? S 0:00.09 /usr/sbin/rmopd -N
45734 ?? S 0:00.31 /usr/sbin/cosd
45735 ?? I 0:00.00 /usr/sbin/rtspd -N
45736 ?? S 0:00.06 /usr/sbin/fsad -N

```



```

45737 ?? S      0:00.05 /usr/sbin/rdd -N
45738 ?? S      0:00.10 /usr/sbin/pppd -N
45739 ?? S      0:00.05 /usr/sbin/dfcd -N
45740 ?? S      0:00.08 /usr/sbin/lfmd -N
45741 ?? S      0:00.01 /usr/sbin/mpi1soamd -N
45742 ?? I      0:00.01 /usr/sbin/sendd -N
45743 ?? S      0:00.08 /usr/sbin/appidd -N
45744 ?? S      0:00.05 /usr/sbin/mspd -N
45745 ?? S      0:00.27 /usr/sbin/jdiameterd -N
45746 ?? S      0:00.10 /usr/sbin/pfed -N
45747 ?? S      0:00.19 /usr/sbin/lpdfd -N
45748 ?? S      0:00.64 /sbin/dcd -N
45750 ?? S      0:00.46 /usr/sbin/mib2d -N
45751 ?? S      0:00.16 /usr/sbin/dfwd -N
45752 ?? S      0:00.15 /usr/sbin/irsd -N
45764 ?? S      0:20.60 /usr/sbin/snmpd -N
56481 ?? Ss     0:00.02 telnetd
56548 ?? Rs     0:00.19 mgd: (mgd) (regress)/dev/tty0 (mgd)
56577 ?? Ss     0:00.00 mgd: (mgd) (root) (mgd)
56578 ?? R      0:00.00 /bin/ps -ax
  1142 d0- S     0:00.01 /usr/sbin/usbd -N
  1160 d0- S     0:29.71 /usr/sbin/eventd -N -r -s -A
  6527 d0 Is+   0:00.00 /usr/libexec/getty std.9600 ttyd0
56482 p0 Is     0:00.00 login [pam] (login)
56483 p0 S      0:00.01 -csh (csh)
56547 p0 S+     0:00.02 cli
  2392 p1 Is     0:00.00 login [pam] (login)
  2393 p1 I      0:00.00 -csh (csh)
  2394 p1 I      0:00.00 su -
  2395 p1 I+     0:00.01 -su (csh)
23782 p2 Is     0:00.00 login [pam] (login)
23881 p2 I      0:00.00 -csh (csh)
23925 p2 S+     0:00.03 cli
  7332 p3 Is     0:00.00 login [pam] (login)
  7333 p3 I      0:00.00 -csh (csh)
23780 p3 S+     0:00.02 telnet aj

```

show system
processes lcc wide (TX)

user@host> show system processes lcc 2 wide
lcc2-re0:

Matrix Plus
Routing Matrix)

PID	TT	STAT	TIME	PROVIDER	COMMAND
0	??	WLs	0:00.00	(null)	[swapper]
1	??	ILs	0:00.19		/packages/mnt/jbase/sbin/init --
2	??	DL	0:00.02		[g_event]
3	??	DL	0:00.19		[g_up]
4	??	DL	0:00.13		[g_down]
5	??	DL	0:00.00		[thread taskq]
6	??	DL	0:00.00		[kqueue taskq]
7	??	DL	0:00.00		[pagedaemon]
8	??	DL	0:00.00		[vmdaemon]
9	??	DL	0:01.77		[pagezero]
10	??	DL	0:00.00		[ktrace]
11	??	RL	20:33.81		[idle]
12	??	WL	0:00.38		[swi2: net]
13	??	WL	0:01.43		[swi7: clock sio]
14	??	WL	0:00.00		[swi6: vm]
15	??	DL	0:00.14		[yarrow]
16	??	WL	0:00.00		[swi9: +]
17	??	WL	0:00.00		[swi8: +]
18	??	WL	0:00.00		[swi5: cambio]
19	??	WL	0:00.00		[swi9: task queue]
20	??	WL	0:03.18		[irq10: bcm0 uhci1*]
21	??	WL	0:00.03		[irq11: cb0 uhci0+*]
22	??	DL	0:00.00		[usb0]
23	??	DL	0:00.00		[usbtask]
24	??	DL	0:00.00		[usb1]
25	??	DL	0:00.06		[usb2]
26	??	DL	0:00.00		[usb3]
27	??	DL	0:00.00		[usb4]
28	??	DL	0:00.00		[usb5]
29	??	DL	0:00.05		[usb6]
30	??	DL	0:00.00		[usb7]
31	??	WL	0:00.00		[irq14: ata0]
32	??	WL	0:00.00		[irq15: ata1]
33	??	WL	0:00.00		[irq1: atkbd0]
34	??	WL	0:00.00		[swi0: sio]
35	??	WL	0:00.00		[swi3: ip6opt ipopt]
36	??	WL	0:00.00		[swi4: ip6mismatch+]
37	??	WL	0:00.00		[swi1: ipfwd]
38	??	DL	0:00.00		[bufdaemon]
39	??	DL	0:00.00		[vnlru]
40	??	DL	0:00.02		[syncer]
41	??	DL	0:00.01		[softdepflush]
42	??	DL	0:00.00		[netdaemon]
43	??	DL	0:00.00		[vmuncachedaemon]
44	??	DL	0:00.00		[if_pic_listen]
45	??	DL	0:00.03		[vmkmemdaemon]
46	??	DL	0:00.01		[cb_poll]
47	??	DL	0:00.00		[if_pfe_listen]
48	??	DL	0:00.00		[scs_housekeeping]
49	??	IL	0:00.00		[kern_dump_proc]
50	??	IL	0:00.00		[nfsiod 0]
51	??	IL	0:00.00		[nfsiod 1]
52	??	IL	0:00.00		[nfsiod 2]
53	??	IL	0:00.00		[nfsiod 3]
54	??	DL	0:00.02		[schedcpu]
55	??	DL	0:00.75		[md0]
77	??	DL	0:03.84		[md1]
98	??	DL	0:00.59		[md2]
116	??	DL	0:00.02		[md3]
137	??	DL	0:00.72		[md4]

```

158 ?? DL 0:00.15 [md5]
179 ?? DL 0:00.00 [md6]
215 ?? DL 0:00.03 [md7]
225 ?? DL 0:00.03 [md8]
1052 ?? DL 0:00.00 [jsr_kkcm]
1337 ?? SL 0:00.11 [bcmTX]
1338 ?? SL 0:00.12 [bcmXGS3AsyncTX]
1339 ?? SL 0:03.82 [bcmLINK.0]
1344 ?? Is 0:00.00 /usr/sbin/cron
1496 ?? I 0:00.00 /sbin/watchdog -t-1
1497 ?? S 0:00.06 /usr/libexec/bslockd -mp -N
1498 ?? I 0:00.01 /usr/sbin/tnetd -N
1500 ?? S 0:09.93 /usr/sbin/chassisd -N
1501 ?? S 0:00.05 /usr/sbin/alarmd -N
1502 ?? I 0:00.39 /usr/sbin/craftd -N
1503 ?? S 0:00.09 /usr/sbin/mgd -N
1506 ?? I 0:00.05 /usr/sbin/inetd -N
1507 ?? I 0:00.00 /usr/sbin/tnp.sntpd -N
1508 ?? I 0:00.00 /usr/sbin/tnp.sntpc -N
1510 ?? S 0:00.01 /usr/sbin/smartd -N
1514 ?? I 0:00.07 /usr/sbin/jcsd -N
1515 ?? S 0:00.17 /usr/sbin/idpd -N
1516 ?? I 0:00.00 /usr/libexec/getty Pc ttyv0
2591 ?? DL 0:00.01 [peer proxy]
2592 ?? DL 0:00.01 [peer proxy]
2593 ?? DL 0:00.01 [peer proxy]
2597 ?? DL 0:00.01 [peer proxy]
3192 ?? S 0:00.02 /usr/sbin/irsd -N
3193 ?? S 0:00.05 /usr/sbin/snmpd -N
3194 ?? S 0:00.04 /sbin/dcd -N
3195 ?? I 0:00.01 /usr/sbin/pfed -N
3196 ?? S 0:00.02 /usr/sbin/mib2d -N
3197 ?? I 0:00.03 /usr/sbin/dfwd -N
3198 ?? S 0:00.15 /usr/sbin/ksyncd -N
3559 ?? Ss 0:00.00 mgd: (mgd) (root) (mgd)
3560 ?? R 0:00.00 /bin/ps -ax -Jpww
1138 d0- S 0:00.00 /usr/sbin/usbd -N
1156 d0- S 0:00.50 /usr/sbin/eventd -N -r -s -A
1517 d0 Is+ 0:00.00 /usr/libexec/getty std.9600 ttyd0

```

show system processes (QFX Series)

```

user@switch> show system processes
PID  TT  STAT      TIME COMMAND
 0  ??  Wls -2341043:-31.01 [swapper]
 1  ??  SLs 0:01.34 /packages/mnt/jbase/sbin/init --
 2  ??  DL 2:48.31 [g_event]
 3  ??  DL 1:47.44 [g_up]
 4  ??  DL 1:37.82 [g_down]
 5  ??  DL 0:00.00 [kdm_tcp_poller]
 6  ??  DL 0:00.00 [thread taskq]
 7  ??  DL 0:04.86 [kqueue taskq]
 9  ??  DL 0:03.94 [pagedaemon]
10  ??  DL 0:00.00 [ktrace]
11  ??  RL 0:00.00 [idle: cpu31]
12  ??  RL 0:00.00 [idle: cpu30]
13  ??  RL 0:00.00 [idle: cpu29]
14  ??  RL 0:00.00 [idle: cpu28]
15  ??  RL 0:00.00 [idle: cpu27]
16  ??  RL 0:00.00 [idle: cpu26]
17  ??  RL 0:00.00 [idle: cpu25]
18  ??  RL 0:00.00 [idle: cpu24]
19  ??  RL 0:00.00 [idle: cpu23]

```

```

20 ?? RL 0:00.00 [idle: cpu22]
21 ?? RL 0:00.00 [idle: cpu21]
22 ?? RL 0:00.00 [idle: cpu20]
23 ?? RL 0:00.00 [idle: cpu19]
24 ?? RL 0:00.00 [idle: cpu18]
25 ?? RL 0:00.00 [idle: cpu17]
26 ?? RL 0:00.00 [idle: cpu16]
27 ?? RL 0:00.00 [idle: cpu15]
28 ?? RL 0:00.00 [idle: cpu14]
29 ?? RL 0:00.00 [idle: cpu13]
30 ?? RL 0:00.00 [idle: cpu12]
31 ?? RL 0:00.00 [idle: cpu11]
32 ?? RL 0:00.00 [idle: cpu10]
33 ?? RL 0:00.00 [idle: cpu9]
34 ?? RL 18184:07.25 [idle: cpu8]
35 ?? RL 0:00.00 [idle: cpu7]
36 ?? RL 17862:11.31 [idle: cpu6]
37 ?? RL 19343:45.16 [idle: cpu5]
38 ?? RL 5192:38.30 [idle: cpu4]
39 ?? RL 0:00.00 [idle: cpu3]
40 ?? RL 19278:02.24 [idle: cpu2]
41 ?? RL 19291:00.72 [idle: cpu1]
42 ?? RL 18910:31.21 [idle: cpu0]
43 ?? WL 19:03.74 [swi2: net]
44 ?? WL 261:43.82 [swi7: clock sio]
45 ?? WL 0:00.00 [swi6: vm]
46 ?? DL 2:18.57 [yarrow]
47 ?? WL 0:00.00 [swi9: +]
48 ?? WL 0:00.00 [swi8: +]
49 ?? WL 0:12.36 [swi5: cambio]
50 ?? WL 0:00.00 [swi9: task queue]
51 ?? WL 0:00.00 [swi0: sio]
52 ?? WL 0:32.40 [irq39: ehci0]
53 ?? DL 0:00.21 [usb0]
54 ?? DL 0:00.00 [usbtask]
55 ?? WL 0:00.00 [irq22: xlr_lbus0]
56 ?? WL 0:00.00 [irq38: xlr_lbus0]
57 ?? WL 0:00.00 [swi3: ip6opt ipopt]
58 ?? WL 0:00.00 [swi4: ip6mismatch+]
59 ?? WL 0:00.00 [swi1: ipfwd]
60 ?? DL 0:18.65 [pagezero]
61 ?? DL 0:18.59 [bufdaemon]
62 ?? DL 1:10.44 [vnlru_mem]
63 ?? DL 1:51.66 [syncer]
64 ?? DL 0:20.22 [vnlru]
65 ?? DL 0:40.48 [softdepflush]
66 ?? DL 0:00.00 [netdaemon]
67 ?? DL 20:47.67 [vmkmemdaemon]
68 ?? DL 0:00.00 [if_pfe_listen]
69 ?? SL 0:02.80 [kdm_checkkcore]
70 ?? SL 0:03.34 [kdm_savekcore]
71 ?? SL 0:04.31 [kdm_livekcore]
72 ?? SL 0:06.14 [kdm_logger]
73 ?? SL 0:04.31 [kdm_kdb]
74 ?? SL 0:00.02 [devrt_kernel_thread]
75 ?? DL 0:21.54 [vmuncachedaemon]
76 ?? DL 0:00.00 [if_pic_listen0]
77 ?? SL 0:00.00 [nfsiod 0]
78 ?? SL 0:00.00 [nfsiod 1]
79 ?? SL 0:00.00 [nfsiod 2]
80 ?? SL 0:00.00 [nfsiod 3]

```

```

81 ?? WL      5:59.98 [irq13: +]
82 ?? RL    105:06.81 [pkt_sender: cpu0]
83 ?? DL      0:03.62 [md0]
95 ?? DL      0:37.04 [md1]
115 ?? DL     0:06.01 [md2]
135 ?? DL     0:00.75 [md3]
155 ?? DL     0:21.17 [md4]
175 ?? DL     0:01.90 [md5]
195 ?? DL     0:06.26 [md6]
231 ?? DL     0:00.01 [md7]
755 ?? Ss     0:04.17 /usr/sbin/cron
847 ?? S      0:00.10 /usr/sbin/tnetd -N
849 ?? S      0:06.82 /usr/sbin/mgd -N
850 ?? S      0:00.32 /usr/sbin/inetd -N
852 ?? S      1:05.34 /usr/sbin/dhcpd -N
853 ?? S      0:00.18 /usr/sbin/inetd -p /var/run/inetd_4.pid -N -JU __juni
855 ?? L    1181:02.21 /usr/sbin/dc-pfe -N (pafxpc)
857 ?? S      17:55.86 /usr/sbin/vccpd -N
896 ?? S      93:43.45 /usr/sbin/chassism -N
953 ?? S      0:02.89 /sbin/watchdog -t-1
954 ?? S      3:34.00 /sbin/dcd -N
955 ?? S     10:30.13 /usr/sbin/chassisd -N
956 ?? DL     0:00.21 [peer proxy]
957 ?? S      4:07.43 /usr/sbin/alarmd -N
958 ?? S      0:31.69 /usr/sbin/craftd -N
959 ?? S      0:55.16 /usr/sbin/mib2d -N
960 ?? S      3:40.64 /usr/sbin/rpd -N
961 ?? S      0:00.03 /usr/sbin/tnp.sntpd -N
962 ?? S      0:51.94 /usr/sbin/pfed -N
963 ?? S      0:47.31 /usr/sbin/rmopd -N
964 ?? S      0:33.65 /usr/sbin/cosd
965 ?? S      1:48.41 /usr/sbin/ppmd -N
966 ?? S      0:07.18 /usr/sbin/dfwd -N
967 ?? S      1:02.56 /usr/sbin/bfdd -N
968 ?? S      0:00.63 /usr/sbin/rdd -N
969 ?? S      0:40.61 /usr/sbin/dfcd -N
971 ?? S      0:07.81 /usr/sbin/bdbrepd -N
972 ?? S      0:00.28 /usr/sbin/sendd -N
973 ?? S      1:37.69 /usr/sbin/xntpd -j -N -g -JU __juniper_private4__ (nt
974 ?? S      5:56.28 /usr/sbin/snmpd -N -JU __juniper_private4__
975 ?? S     16:46.82 /usr/sbin/jdiameterd -N
976 ?? S      2:34.13 /usr/sbin/eswd -N
977 ?? S      1:03.05 /usr/sbin/sflowd -N
978 ?? S      0:22.30 /usr/sbin/fcd -N
979 ?? S      1:07.01 /usr/sbin/vccpdf -N
982 ?? S      0:25.25 /usr/sbin/mcsnoopd -N
983 ?? S      3:45.68 /usr/sbin/rpdf -N
1043 ?? S      0:37.87 /usr/sbin/lacpd -N
1048 ?? DL     0:01.29 [peer proxy]
1111 ?? WL     0:00.00 [swi2: FMNITHRD+]
1112 ?? DL     0:00.03 [peer proxy]
12816 ?? S     15:35.32 /usr/sbin/sfid -N
30893 ?? Ss    0:00.65 sshd: tlewis@tty0 (sshd)
30897 ?? Ss    0:00.15 mgd: (mgd) (tlewis)/dev/tty0 (mgd)
30905 ?? Ss    0:00.64 sshd: tlewis@tty1 (sshd)
30909 ?? Ss    0:00.15 mgd: (mgd) (tlewis)/dev/tty1 (mgd)
30910 ?? Ss    0:01.26 sshd: tcheng@tty2 (sshd)
30914 ?? Ss    0:00.80 mgd: (mgd) (tcheng)/dev/tty2 (mgd)
30937 ?? R      0:00.03 /bin/ps -ax
661  d0- S      0:21.24 /usr/sbin/eventd -N -r -s -A
860  d0 Ss+     0:00.07 /usr/libexec/getty std.9600 ttyd0

```

```
30896 p0 Ss+ 0:00.55 -cli (cli)
30908 p1 Ss+ 0:00.50 -cli (cli)
30913 p2 Ss+ 0:00.85 -cli (cli)
```

show system statistics

Syntax	show system statistics
Syntax (EX Series Switches)	show system statistics <all-members> <local> <member <i>member-id</i> >
Syntax (TX Matrix Router)	show system statistics <all-chassis all-lcc lcc <i>number</i> scc>
Syntax (TX Matrix Plus Router)	show system statistics <all-chassis all-lcc lcc <i>number</i> sfc <i>number</i> >
Syntax (MX Series Router)	show system statistics <all-members> <local> <member <i>member-id</i> >
Syntax (QFX Series)	show system statistics
Release Information	Command introduced before JUNOS Release 7.4. Command introduced in Junos OS Release 9.0 for EX Series switches. sfc option introduced for the TX Matrix Plus router in JUNOS Release 9.6. Command introduced in Junos OS Release 11.1 for the QFX Series.
Description	Display system-wide protocol-related statistics.
Options	none —Display system statistics for all the following protocols: <ul style="list-style-type: none"> • arp—Address Resolution Protocol • bridge—IEEE 802.1 Bridging • clns—Connectionless Network Service • esis—End System-to-Intermediate System • ethoamcfm—Ethernet OAM protocol for connectivity fault management • ethoamlfm—Ethernet OAM protocol for link fault management • icmp—Internet Control Message Protocol • icmp6—Internet Control Message Protocol version 6 • igmp—Internet Group Management Protocol • ip—Internet Protocol version 4 • ip6—Internet Protocol version 6 • mpls—Multiprotocol Label Switching • rdp—Reliable Datagram Protocol

- **tcp**—Transmission Control Protocol
- **tnp**—Trivial Network Protocol
- **ttp**—TNP Tunneling Protocol
- **tudp**—Trivial User Datagram Protocol
- **udp**—User Datagram Protocol
- **vpls**—Virtual Private LAN Service

all-chassis—(TX Matrix and TX Matrix Plus routers only) (Optional) Display system statistics for a protocol for all the routers in the chassis.

all-lcc—(TX Matrix and TX Matrix Plus routers only) (Optional) On a TX Matrix router, display system statistics for a protocol for all T640 routers (or line-card chassis) connected to the TX Matrix router. On a TX Matrix Plus router, display system statistics for a protocol for all T1600 routers (or line-card chassis) connected to the TX Matrix Plus router

all-members—(EX4200 switches and MX Series routers only) (Optional) Display system statistics for a protocol for all members of the Virtual Chassis configuration.

lcc number—(TX Matrix and TX Matrix Plus routers only) (Optional) On a TX Matrix router, display system statistics for a protocol for a specific T640 router that is connected to the TX Matrix router. On a TX Matrix Plus router, display system statistics for a protocol for a specific T1600 router that is connected to the TX Matrix Plus router. Replace **number** with a value from 0 through 3.

local—(EX4200 switches and MX Series routers only) (Optional) Display system statistics for a protocol for the local Virtual Chassis member.

member member-id—(EX4200 switches and MX Series routers only) (Optional) Display system statistics for a protocol for the specified member of the Virtual Chassis configuration. For EX4200 switches, replace **member-id** with a value from 0 through 9. For an MX Series Virtual Chassis, replace **member-id** with a value of 0 or 1.

scc—(TX Matrix routers only) (Optional) Display system statistics for a protocol for the TX Matrix router (or switch-card chassis).

sfc number—(TX Matrix Plus routers only) (Optional) Display system statistics for a protocol for the TX Matrix Plus router (or switch-fabric chassis). Replace **number** with 0.

Additional Information By default, when you issue the **show system statistics** command on a TX Matrix or TX Matrix Plus master Routing Engine, the command is broadcast to all the T640 (in a routing matrix based on the TX Matrix router) or T1600 (in a routing matrix based on the TX Matrix Plus router) master Routing Engines connected to it. Likewise, if you issue the same command on the TX Matrix or TX Matrix Plus backup Routing Engine, the command is broadcast to all the T640 (in a routing matrix based on the TX Matrix router) or T1600 (in a routing matrix based on the TX Matrix Plus router) backup Routing Engines that are connected to it.

Required Privilege Level view

List of Sample Output [show system statistics on page 572](#)
 [show system statistics \(EX Series Switches\) on page 579](#)
 [show system statistics \(TX Matrix Router\) on page 588](#)
 [show system statistics \(QFX Series\) on page 594](#)

Sample Output

```

show system statistics user@host> show system statistics
ip:
    3682087 total packets received
    0 bad header checksums
    0 with size smaller than minimum
    0 with data size < data length
    0 with header length < data size
    0 with data length < header length
    0 with incorrect version number
    0 packets destined to dead next hop
    0 fragments received
    0 fragments dropped (dup or out of space)
    0 fragments dropped (queue overflow)
    0 fragments dropped after timeout
    0 fragments dropped due to over limit
    0 packets reassembled ok
    3664774 packets for this host
    17316 packets for unknown/unsupported protocol
    0 packets forwarded
    0 packets not forwardable
    0 redirects sent
    6528 packets sent from this host
    0 packets sent with fabricated ip header
    0 output packets dropped due to no bufs
    0 output packets discarded due to no route
    0 output datagrams fragmented
    0 fragments created
    0 datagrams that can't be fragmented
    0 packets with bad options
    1123 packets with options handled without error
    0 strict source and record route options
    0 loose source and record route options
    0 record route options
    0 timestamp options
    0 timestamp and address options
    0 timestamp and prespecified address options
    0 option packets dropped due to rate limit
    1123 router alert options
    0 multicast packets dropped (no iflist)
    0 packets dropped (src and int don't match)
icmp:
    0 drops due to rate limit
    0 calls to icmp_error
    0 errors not generated because old message was icmp
Output histogram:
    echo reply: 75
    0 messages with bad code fields
    0 messages less than the minimum length
    0 messages with bad checksum
    0 messages with bad source address
    0 messages with bad length
    0 echo drops with broadcast or multicast destination address
    0 timestamp drops with broadcast or multicast destination address
Input histogram:
    echo: 75
    router advertisement: 130
    75 message responses generated
tcp:

```

```

3844 packets sent
    3618 data packets (1055596 bytes)
    0 data packets (0 bytes) retransmitted
    0 resends initiated by MTU discovery
    205 ack-only packets (148 packets delayed)
    0 URG only packets
    0 window probe packets
    0 window update packets
    1079 control packets
5815 packets received
    3377 acks (for 1055657 bytes)
    24 duplicate acks
    0 acks for unsent data
    2655 packets (15004 bytes) received in-sequence
    1 completely duplicate packet (0 bytes)
    0 old duplicate packets
    0 packets with some dup. data (0 bytes duped)
    0 out-of-order packets (0 bytes)
    0 packets (0 bytes) of data after window
    0 window probes
    7 window update packets
    0 packets received after close
    0 discarded for bad checksums
    0 discarded for bad header offset fields
    0 discarded because packet too short
1 connection request
32 connection accepts
0 bad connection attempts
0 listen queue overflows
33 connections established (including accepts)
30 connections closed (including 0 drops)
    27 connections updated cached RTT on close
    27 connections updated cached RTT variance on close
    0 connections updated cached ssthresh on close
0 embryonic connections dropped
3374 segments updated rtt (of 3220 attempts)
0 retransmit timeouts
    0 connections dropped by rexmit timeout
0 persist timeouts
    0 connections dropped by persist timeout
344 keepalive timeouts
    0 keepalive probes sent
    0 connections dropped by keepalive
1096 correct ACK header predictions
1314 correct data packet header predictions
32 syncache entries added
    0 retransmitted
    0 dupsyn
    0 dropped
    32 completed
    0 bucket overflow
    0 cache overflow
    0 reset
    0 stale
    0 aborted
    0 badack
    0 unreach
    0 zone failures
0 cookies sent
0 cookies received
0 ACKs sent in response to in-window but not exact RSTs

```

```
0 ACKs sent in response to in-window SYNs on established connections
0 rcv packets dropped by TCP due to bad address
0 out-of-sequence segment drops due to insufficient memory
1058 RST packets
0 ICMP packets ignored by TCP
0 send packets dropped by TCP due to auth errors
0 rcv packets dropped by TCP due to auth errors

udp:
3658884 datagrams received
0 with incomplete header
0 with bad data length field
0 with bad checksum
3657342 dropped due to no socket
3657342 broadcast/multicast datagrams dropped due to no socket
0 dropped due to full socket buffers
0 not for hashed pcb
4291311496 delivered
1551 datagrams output

ipsec:
0 inbound packets processed successfully
0 inbound packets violated process security policy
0 inbound packets with no SA available
0 invalid inbound packets
0 inbound packets failed due to insufficient memory
0 inbound packets failed getting SPI
0 inbound packets failed on AH replay check
0 inbound packets failed on ESP replay check
0 inbound AH packets considered authentic
0 inbound AH packets failed on authentication
0 inbound ESP packets considered authentic
0 inbound ESP packets failed on authentication
0 outbound packets processed successfully
0 outbound packets violated process security policy
0 outbound packets with no SA available
0 invalid outbound packets
0 outbound packets failed due to insufficient memory
0 outbound packets with no route

igmp:
17186 messages received
0 messages received with too few bytes
0 messages received with bad checksum
0 membership queries received
0 membership queries received with invalid field(s)
0 membership reports received
0 membership reports received with invalid field(s)
0 membership reports received for groups to which we belong
0 membership reports sent

arp:
44181302 datagrams received
2 ARP requests received
2028 ARP replies received
3156 resolution requests received
0 unrestricted proxy requests
0 received proxy requests
0 proxy requests not proxied
0 with bogus interface
787 with incorrect length
712 for non-IP protocol
0 with unsupported op code
0 with bad protocol address length
0 with bad hardware address length
```

```

0 with multicast source address
7611 with multicast target address
0 with my own hardware address
14241699 for an address not on the interface
0 with a broadcast source address
0 with source address duplicate to mine
29929250 which were not for me
0 packets discarded waiting for resolution
6 packets sent after waiting for resolution
17812 ARP requests sent
2 ARP replies sent
0 requests for memory denied
0 requests dropped on entry
0 requests dropped during retry
ip6:
0 total packets received
0 with size smaller than minimum
0 with data size < data length
0 with bad options
0 with incorrect version number
0 fragments received
0 fragments dropped (dup or out of space)
0 fragments dropped after timeout
0 fragments that exceeded limit
0 packets reassembled ok
0 packets for this host
0 packets forwarded
0 packets not forwardable
0 redirects sent
0 packets sent from this host
0 packets sent with fabricated ip header
0 output packets dropped due to no bufs, etc.
0 output packets discarded due to no route
0 output datagrams fragmented
0 fragments created
0 datagrams that can't be fragmented
0 packets that violated scope rules
0 multicast packets which we don't join
Mbuf statistics:
0 packets whose headers are not continuous
0 tunneling packets that can't find gif
0 packets discarded due to too many headers
0 failures of source address selection
0 forward cache hit
0 forward cache miss
0 packets destined to dead next hop
0 option packets dropped due to rate limit
0 packets dropped (src and int don't match)
0 packets dropped due to bad protocol
icmp6:
0 calls to icmp_error
0 errors not generated because old message was icmp error or so
0 errors not generated because rate limitation
0 messages with bad code fields
0 messages < minimum length
0 bad checksums
0 messages with bad length
Histogram of error messages to be generated:
    0 no route
    0 administratively prohibited
    0 beyond scope

```

```
0 address unreachable
0 port unreachable
0 packet too big
0 time exceed transit
0 time exceed reassembly
0 erroneous header field
0 unrecognized next header
0 unrecognized option
0 redirect
0 unknown
0 message responses generated
0 messages with too many ND options
ipsec6:
0 inbound packets processed successfully
0 inbound packets violated process security policy
0 inbound packets with no SA available
0 invalid inbound packets
0 inbound packets failed due to insufficient memory
0 inbound packets failed getting SPI
0 inbound packets failed on AH replay check
0 inbound packets failed on ESP replay check
0 inbound AH packets considered authentic
0 inbound AH packets failed on authentication
0 inbound ESP packets considered authentic
0 inbound ESP packets failed on authentication
0 outbound packets processed successfully
0 outbound packets violated process security policy
0 outbound packets with no SA available
0 invalid outbound packets
0 outbound packets failed due to insufficient memory
0 outbound packets with no route
c1nl:
0 total packets received
0 packets delivered
0 too small
0 bad header length
0 bad checksum
0 bad version
0 unknown or unsupported protocol
0 bogus sdl size
0 no free memory in socket buffer
0 send packets discarded
0 sbappend failure
0 mcopy failure
0 address fields were not reasonable
0 segment information forgotten
0 forwarded packets
0 total packets sent
0 output packets discarded
0 non-forwarded packets
0 packets fragmented
0 fragments sent
0 fragments discarded
0 fragments timed out
0 fragmentation prohibited
0 packets reconstructed
0 packets destined to dead nexthop
0 packets discarded due to no route
0 Error pdu rate drops
0 ER pdu generation failure
esis:
```

```

0 total pkts received
0 total packets consumed by protocol
0 pdus received with bad checksum
0 pdus received with bad version number
0 pdus received with bad type field
0 short pdus received
0 bogus sdl size
0 bad header length
0 unknown or unsupported protocol
0 no free memory in socket buffer
0 send packets discarded
0 sbappend failure
0 mcopy failure
0 ISO family not configured
tnp:
146776365 unicast packets received
0 broadcast packets received
0 fragmented packets received
0 hello packets dropped
0 fragments dropped
0 fragment reassembly queue flushes
0 hello packets received
0 control packets received
49681642 rdp packets received
337175 udp packets received
96757548 tunnel packets received
0 input packets discarded with no protocol
98397591 unicast packets sent
0 broadcast packets sent
0 fragmented packets sent
0 hello packets dropped
0 fragments dropped
0 hello packets sent
0 control packets sent
49681642 rdp packets sent
337175 udp packets sent
48378774 tunnel packets sent
0 packets sent with unknown protocol
rdp:
49681642 input packets
0 discards for bad checksum
0 discards bad sequence number
0 refused connections
2031964 acks received
0 dropped due to full socket buffers
49692 retransmits
49681642 output packets
24815968 acks sent
28 connects
0 closes
22783990 keepalives received
22783990 keepalives sent
tudp:
337175 datagrams received
0 with incomplete header
0 with bad data length field
0 with bad checksum
0 dropped due to no socket
0 broadcast/multicast datagrams dropped due to no socket
0 dropped due to full socket buffers
337175 delivered

```

```
337175 datagrams output
ttp:
398749 packets sent
0 packets sent while unconnected
0 packets sent while interface down
0 packets sent couldn't get buffer
0 packets sent couldn't find neighbor
44696687 L2 packets received
0 unknown L3 packets received
3682087 IPv4 L3 packets received
0 MPLS L3 packets received
0 MPLS->IPv4 L3 packets received
0 IPv4->MPLS L3 packets received
0 IPv6 L3 packets received
0 ARP L3 packets received
0 CLNP L3 packets received
0 TNP L3 packets received
0 NULL L3 packets received
0 cyclotron cycle L3 packets received
0 cyclotron send L3 packets received
0 packets received while unconnected
0 packets received from unknown ifl
0 input packets couldn't get buffer
0 input packets with bad type
0 input packets with discard type
0 Input packets with too many tlvs
0 Input packets with bad tlv header
70633 Input packets with bad tlv type
68877 Input packets dropped based on tlv result
0 input packets for which rt lookup is bypassed
mpls:
0 total mpls packets received
0 packets forwarded
0 packets dropped
0 with header too small
0 after tagging, can't fit link MTU
0 with IPv4 explicit NULL tag
0 with IPv4 explicit NULL cksum errors
0 with router alert tag
0 lsp ping packets (ttl-expired/router alert)
0 with ttl expired
0 with tag encoding error
0 packets discarded, no route
vpls:
0 total packets received
0 with size smaller than minimum
0 with incorrect version number
0 packets for this host
0 packets with no logical interface
0 packets with no family
0 packets with no route table
0 packets with no auxiliary table
0 packets with no corefacing entry
0 packets with no CE-facing entry
0 mac route learning requests
0 mac routes learnt
0 requests to learn an existing route
0 learning requests while learning disabled on interface
0 learning requests over capacity
0 mac routes moved
0 requests to move static route
```



```

0 mac route aging requests
0 mac routes aged
0 bogus address in aging requests
0 requests to age static route
0 requests to re-ageout aged route
0 requests involving multiple peer FEs
0 aging acks from PFE
0 aging non-acks from PFE
0 aging requests timed out waiting on FEs
0 aging requests over max-rate
0 errors finding peer FEs

```

show system statistics (EX Series Switches)

```

user@host> show system statistics
Tcp:

```

```

571779 packets sent
    21517 data packets (1797102 bytes)
    2 data packets retransmitted (20 bytes)
    0 resends initiated by MTU discovery
    3708 ack only packets (531 packets delayed)
    0 URG only packets
    1 window probe packets
    1 window update packets
    1093063 control packets
1132541 packets received
    20961 acks(for 1796102 bytes)
    5861 duplicate acks
    0 acks for unsent data
    19556 packets received in-sequence(232079 bytes)
    3018 completely duplicate packets(0 bytes)
    0 old duplicate packets
    4 packets with some duplicate data(4 bytes duped)
    2 out-of-order packets(2 bytes)
    0 packets of data after window(0 bytes)
    0 window probes
    39 window update packets
    0 packets received after close
    0 discarded for bad checksums
    0 discarded for bad header offset fields
    0 discarded because packet too short
546519 connection requests
78 connection accepts
0 bad connection attempts
0 listen queue overflows
100 connections established (including accepts)
546596 connections closed (including 6 drops)
    47 connections updated cached RTT on close
    47 connections updated cached RTT variance on close
    0 connections updated cached ssthresh on close
546497 embryonic connections dropped
20453 segments updated rtt(of 566914 attempts)
2 retransmit timeouts
    0 connections dropped by retransmit timeout
0 persist timeouts
    0 connections dropped by persist timeout
3028 keepalive timeouts
    3027 keepalive probes sent
    1 connections dropped by keepalive
7515 correct ACK header predictions
12258 correct data packet header predictions
78 syncache entries added
    0 retransmitted

```

```
0 dupsyn
4 dropped
78 completed
0 bucket overflow
0 cache overflow
0 reset
0 stale
0 aborted
0 badack
0 unreach
0 zone failures
0 cookies sent
0 cookies received
1 SACK recovery episodes
1 segment retransmits in SACK recovery episodes
1 byte retransmits in SACK recovery episodes
71 SACK options (SACK blocks) received
1 SACK options (SACK blocks) sent
0 SACK scoreboard overflow
0 ACKs sent in response to in-window but not exact RSTs
0 ACKs sent in response to in-window SYNs on established connections
0 rcv packets dropped by TCP due to bad address
0 out-of-sequence segment drops due to insufficient memory
546544 RST packets
0 ICMP packets ignored by TCP
0 send packets dropped by TCP due to auth errors
0 rcv packets dropped by TCP due to auth errors
0 outgoing segments dropped due to policing

udp:
147 datagrams received
0 with incomplete header
0 with bad data length field
0 with bad checksum
9 dropped due to no socket
0 broadcast/multicast datagrams dropped due to no socket
0 dropped due to full socket buffers
0 not for hashed pcb
138 delivered
0 datagrams output

ip:
73704 total packets received
0 bad header checksums
0 with size smaller than minimum
0 with data size < data length
0 with header length < data size
0 with data length < header length
0 with incorrect version number
0 packets destined to dead next hop
0 fragments received
0 fragments dropped (dup or out of space)
0 fragments dropped (queue overflow)
0 fragments dropped after timeout
0 fragments dropped due to over limit
0 packets reassembled ok
1133057 packets for this host
0 packets for unknown/unsupported protocol
40146 packets forwarded
0 packets not forwardable
40146 redirects sent
1121700 packets sent from this host
0 packets sent with fabricated ip header
```

```

0 output packets dropped due to no bufs
0 output packets discarded due to no route
0 output datagrams fragmented
0 fragments created
0 datagrams that can't be fragmented
0 packets with bad options
0 packets with options handled without error
0 strict source and record route options
0 loose source and record route options
0 record route options
0 timestamp options
0 timestamp and address options
0 timestamp and prespecified address options
0 option packets dropped due to rate limit
0 router alert options
0 multicast packets dropped (no iflist)
0 packets dropped (src and int don't match)
0 transit re packets dropped on mgmt i/f
0 packets used first nexthop in ecmp unilist
0 incoming ttpoip packets received
0 incoming ttpoip packets dropped
0 outgoing TTPoIP packets sent
0 outgoing TTPoIP packets dropped

icmp:
0 drops due to rate limit
9 calls to icmp_error
0 errors not generated because old message was icmp
Output histogram:
    295 echo reply
    9 destination unreachable
0 messages with bad code fields
0 messages less than the minimum length
0 messages with bad checksum
0 messages with bad source address
0 messages with bad length
0 echo drops with broadcast or multicast destination address
0 timestamp drops with broadcast or multicast destination address
Input histogram:
    295 echo
295 message responses generated

igmp:
0 messages received
0 messages received with too few bytes
0 messages received with bad checksum
0 membership queries received
0 membership queries received with invalid fields
0 membership reports received
0 membership reports received with invalid fields
0 membership reports received for groups to which we belong
0 Membership reports sent

raw_if:
0 RAW packets transmitted
0 PPPOE packets transmitted
0 ISDN packets transmitted
0 DIALER packets transmitted
0 PPP packets transmitted to pppd
0 PPP packets transmitted to jppd
0 IGMPv2 packets transmitted
13 output drops due to tx error
0 MPU packets transmitted
0 PPPOE packets received

```

```
0 ISDN packets received
0 DIALER packets received
0 PPP packets received from pppd
0 MPU packets received
0 PPP packets received from jppd
0 IGMPv2 packets received
0 Input drops due to bogus protocol
0 input drops due to no mbufs available
0 input drops due to no space in socket
0 input drops due to no socket

arp:
186413 datagrams received
88 ARP requests received
88 ARP replies received
0 resolution request received
0 unrestricted proxy requests
0 restricted proxy requests
0 received proxy requests
0 proxy requests not proxied
0 restricted proxy requests not proxied
0 datagrams with bogus interface
0 datagrams with incorrect length
0 datagrams for non-IP protocol
0 datagrams with unsupported op code
0 datagrams with bad protocol address length
0 datagrams with bad hardware address length
0 datagrams with multicast source address
0 datagrams with multicast source address
0 datagrams with my own hardware address
164 datagrams for an address not on the interface
0 datagrams with a broadcast source address
0 datagrams with source address duplicate to mine
186065 datagrams which were not for me
0 packets discarded waiting for resolution
0 packets sent after waiting for resolution
50 ARP requests sent
88 ARP replies sent
0 requests for memory denied
0 requests dropped on entry
0 requests dropped during retry
0 requests dropped due to interface deletion
0 requests on unnumbered interfaces
0 new requests on unnumbered interfaces
0 replies for from unnumbered interfaces
0 requests on unnumbered interface with non-subnetted donor
0 replies from unnumbered interface with non-subnetted donor

ip6:
0 total packets received
0 packets with size smaller than minimum
0 packets with data size < data length
0 packets with bad options
0 packets with incorrect version number
0 fragments received
0 fragments dropped (dup or out of space)
0 fragments dropped after timeout
0 fragments that exceeded limit
0 packets reassembled ok
0 packets for this host
0 packets forwarded
0 packets not forwardable
0 redirects sent
```

```

0 packets sent from this host
0 packets sent with fabricated ip header
0 output packets dropped due to no bufs, etc.
0 output datagrams fragmented
0 fragments created
0 datagrams that can't be fragmented
0 packets that violated scope rules
0 multicast packets which we don't join
0 packets whose headers are not continuous
0 tunneling packets that can't find gif
0 packets discarded due to too many headers
0 failures of source address selection
0 forward cache hit
0 forward cache miss
0 Packets destined to dead next hop
0 option packets dropped due to rate limit
0 Packets dropped (src and int don't match)
0 packets dropped due to bad protocol
0 transit re packet(null) dropped on mgmt i/f

icmp6:
0 Calls to icmp_error
0 Errors not generated because old message was icmp error
0 Errors not generated because rate limitation
0 Messages with bad code fields
0 Messages < minimum length
0 Bad checksums
0 Messages with bad length
    0 No route
    0 Administratively prohibited
    0 Beyond scope
    0 Address unreachable
    0 Port unreachable
    0 packet too big
    0 Time exceed transit
    0 Time exceed reassembly
    0 Erroneous header field
    0 Unrecognized next header
    0 Unrecognized option
    0 redirect
    0 Unknown
0 Message responses generated
0 Messages with too many ND options

pfkey:
0 Requests sent from userland
0 Bytes sent from userland
histogram by message type:
    0 reserved
    0 dump
0 Messages with invalid length field
0 Messages with invalid version field
0 Messages with invalid message type field
0 Messages too short
0 Messages with memory allocation failure
0 Messages with duplicate extension
0 Messages with invalid extension type
0 Messages with invalid sa type
0 Messages with invalid address extension
0 Requests sent to userland
0 Bytes sent to userland
histogram by message type:
    0 reserved

```

```
0 dump
0 Messages toward single socket
0 Messages toward all sockets
0 Messages toward registered sockets
0 Messages with memory allocation failure
c1n1:
0 Total packets received
0 Packets delivered
0 Too small packets
0 Packets with bad header length
0 Packets with bad checksum
0 Bad version packets
0 Unknown or unsupported protocol packets
0 Packets with bogus sdl size
0 No free memory in socket buffer
0 Send packets discarded
0 Sbappend failure
0 Mcopy failure
0 Address fields were not reasonable
0 Segment information forgotten
0 Forwarded packets
0 Total packets sent
0 Output packets discarded
0 Non-forwarded packets
0 Packets fragmented
0 Fragments sent
0 Fragments discarded
0 Fragments timed out
0 Fragmentation prohibited
0 Packets reconstructed
0 Packets destined to dead nexthop
0 Packets discarded due to no route
0 Error pdu rate drops
0 ER pdu generation failure
esis:
0 Total pkts received
0 Total packets consumed by protocol
0 Pdus received with bad checksum
0 Pdus received with bad version number
0 Pdus received with bad type field
0 Short pdus received
0 Pdus with bogus sdl size
0 Pdus with bad header length
0 Pdus with unknown or unsupported protocol
0 No free memory in socket buffer
0 Send packets discarded
0 Sbappend failure
0 Mcopy failure
0 ISO family not configured
tnp:
0 Unicast packets received
0 Broadcast packets received
0 Fragmented packets received
0 Hello packets dropped
0 Fragments dropped
0 Fragment reassembly queue flushes
0 Packets with tnp src address collision received
0 Hello packets received
0 Control packets received
0 Rdp packets received
0 Udp packets received
```

```

0 Tunnel packets received
0 Input packets discarded with no protocol
0 Packets of version unspecified received
0 Packets of version 1 received
0 Packets of version 2 received
0 Packets of version 3 received
0 Unicast packets sent
0 Broadcast packets sent
0 Fragmented packets sent
0 Hello packets dropped
0 Fragments dropped
0 Hello packets sent
0 Control packets sent
0 Rdp packets sent
0 Udp packets sent
0 Tunnel packets sent
0 Packets sent with unknown protocol
0 Packets of version unspecified sent
0 Packets of version 1 sent
0 Packets of version 2 sent
0 Packets of version 3 sent
rdp:
0 Input packets
0 Packets discarded for bad checksum
0 Packets discarded due to bad sequence number
0 Refused connections
0 Acks received
0 Packets dropped due to full socket buffers
0 Retransmits
0 Output packets
0 Acks sent
0 Connects
0 Closes
0 Keepalives received
0 Keepalives sent
tudp:
67 Datagrams received
0 Datagrams with incomplete header
0 Datagrams with bad data length field
0 Datagrams with bad checksum
0 Datagrams dropped due to no socket
0 Broadcast/multicast datagrams dropped due to no socket
0 Datagrams dropped due to full socket buffers
67 Delivered
68 Datagrams output
ttp:
0 Packets sent
0 Packets sent while unconnected
0 Packets sent while interface down
0 Packets sent couldn't get buffer
0 Packets sent couldn't find neighbor
0 L2 packets received
0 Unknown L3 packets received
0 IPv4 L3 packets received
0 MPLS L3 packets received
0 MPLS->IPv4 L3 packets received
0 IPv4->MPLS L3 packets received
0 IPv6 L3 packets received
0 ARP L3 packets received
0 CLNP L3 packets received
0 TNP L3 packets received

```

```
0 NULL L3 packets received
0 Cyclotron cycle L3 packets received
0 Cyclotron send L3 packets received
0 Packets received while unconnected
0 Packets received from unknown ifl
0 Input packets couldn't get buffer
0 Input packets with bad type
0 Input packets with discard type
0 Input packets with too many tlvs
0 Input packets with bad tlv header
70633 Input packets with bad tlv type
68877 Input packets dropped based on tlv result
0 Input packets for which rt lookup is bypassed

mpls:
0 Total MPLS packets received
0 Packets forwarded
0 Packets dropped
0 Packets with header too small
0 After tagging, packets can't fit link MTU
0 Packets with IPv4 explicit NULL tag
0 Packets with IPv4 explicit NULL cksum errors
0 Packets with router alert tag
0 LSP ping packets (ttl-expired/router alert)
0 Packets with ttl expired
0 Packets with tag encoding error
0 Packets discarded due to no route
0 Packets used first nexthop in ecmp unilist

vpls:
0 Total packets received
0 Packets with size smaller than minimum
0 Packets with incorrect version number
0 Packets for this host
0 Packets with no logical interface
0 Packets with no family
0 Packets with no route table
0 Packets with no auxiliary table
0 Packets with no corefacing entry
0 packets with no CE-facing entry
0 MAC route learning requests
0 MAC routes learnt
0 Requests to learn an existing route
0 Learning requests while learning disabled on interface
0 Learning requests over capacity
0 MAC routes moved
0 Requests to move static route
0 MAC route aging requests
0 MAC routes aged
0 Bogus address in aging requests
0 Requests to age static route
0 Requests to re-ageout aged route
0 Requests involving multiple peer FEs
0 Aging acks from PFE
0 Aging non-acks from PFE
0 Aging requests timed out waiting on FEs
0 Aging requests over max-rate
0 Errors finding peer FEs
0 Unsupported platform
0 Packets dropped due to no l3 route table
0 Packets dropped due to no local ifl
0 Packets punted
0 Packets dropped due to no socket
```


bridge:

Input:

- 0 packets received
- 0 packets forwarded
- 0 packets failed to forward
- 0 packets dropped
- 0 packets with vmember lookup failures
- 0 packets with vlan lookup failures
- 0 packets with stp state lookup failures
- 0 packets dropped due to stp blocked/listening
- 0 packets dropped due to stp learning
- 0 packets with src MAC learning failures
- 0 packets with input control processing failures

Forward:

- 0 packets sent successfully
- 0 packets with send failures
- 0 packets forwarded to l3 interface
- 0 packets with l3 send failures
- 0 packets discarded
- 0 packets with l2ifl store failures
- 0 packets with ifl mismatch failures
- 0 packets with packet duplication failures
- 0 packets with tag lookup failures
- 0 packets with no route for DMAC
- 0 packets with no route table
- 0 packets with no nexthop
- 0 packets with dead nexthop
- 0 packets with eof reached error

Learning:

- 0 MACs learned
- 0 packets sent to l3 interface
- 0 packets with l3 send failures
- 0 packets hit holdq while learning
- 0 MAC moves
- 0 packets discarded
- 0 packets with no route for SMAC
- 0 packets with no nexthop
- 0 packets with dead nexthop
- 0 packets dropped due to no resolve route
- 0 packets with l3 ifd lookup failures
- 0 packets with l3 ifl lookup failures
- 0 packets with l3 invalid rnh
- 0 packets with no route for SMAC in clone learning
- 0 packets with no nexthop in clone learning
- 0 packets with dead nexthop in clone learning
- 0 packets dropped due to no resolve nh in clone learning

Output:

- 0 packets forwarded
- 0 packets failed to forward
- 0 packets with vmember lookup failures
- 0 packets with vlan lookup failures
- 0 packets with input control processing failures

Send:

- 0 packets sent successfully
- 0 packets with send failures
- 0 packets dropped due to interface down
- 0 packets with dev output failures
- 0 blocked ifl discards
- 0 packets with tag lookup failures
- 0 packets with stp state lookup failures
- 0 packets with tag insertion failures

```

0 packets with tag removal failures
Flood:
0 packets flooded
0 flood failures
IGMP:
0 packets sent successfully
0 packets with send failures
0 packets forwarded
0 packets failed to forward
0 packets with mpull failures
0 packets with vmember lookup failures
0 packets with vlan lookup failures
0 packets with ifl lookup failures
0 packets with tag lookup failures
Misc:
0 packets with size smaller than minimum
0 packets with double tags
0 packets with no ifl
0 packets with no family
0 packets with no route table

```

show system statistics
(TX Matrix Router)

```

user@host> show system statistics
sfc0-re0:

```

```

-----
Tcp:
361694 packets sent
    326507 data packets (103237236 bytes)
    2343 data packets retransmitted (2673324 bytes)
    0 resends initiated by MTU discovery
    33857 ack only packets (31613 packets delayed)
    0 URG only packets
    14 window probe packets
    387 window update packets
    1108 control packets
345879 packets received
    298207 acks(for 103141728 bytes)
    438 duplicate acks
    0 acks for unsent data
    204578 packets received in-sequence(13820995 bytes)
    6 completely duplicate packets(18 bytes)
    0 old duplicate packets
    0 packets with some duplicate data(0 bytes duped)
    0 out-of-order packets(0 bytes)
    0 packets of data after window(0 bytes)
    0 window probes
    899 window update packets
    166 packets received after close
    0 discarded for bad checksums
    0 discarded for bad header offset fields
    0 discarded because packet too short
406 connection requests
233 connection accepts
0 bad connection attempts
0 listen queue overflows
616 connections established (including accepts)
911 connections closed (including 41 drops)
    346 connections updated cached RTT on close
    346 connections updated cached RTT variance on close
    200 connections updated cached ssthresh on close
23 embryonic connections dropped
298155 segments updated rtt(of 287216 attempts)

```

```

1163 retransmit timeouts
    27 connections dropped by retransmit timeout
0 persist timeouts
    0 connections dropped by persist timeout
5 keepalive timeouts
    5 keepalive probes sent
    0 connections dropped by keepalive
69922 correct ACK header predictions
34993 correct data packet header predictions
233 syncache entries added
    0 retransmitted
    0 dupsyn
    0 dropped
    233 completed
    0 bucket overflow
    0 cache overflow
    0 reset
    0 stale
    0 aborted
    0 badack
    0 unreach
    0 zone failures
0 cookies sent
0 cookies received
23 SACK recovery episodes
68 segment retransmits in SACK recovery episodes
71542 byte retransmits in SACK recovery episodes
158 SACK options (SACK blocks) received
0 SACK options (SACK blocks) sent
0 SACK scoreboard overflow
0 ACKs sent in response to in-window but not exact RSTs
0 ACKs sent in response to in-window SYNs on established connections
0 rcv packets dropped by TCP due to bad address
0 out-of-sequence segment drops due to insufficient memory
259 RST packets
0 ICMP packets ignored by TCP
0 send packets dropped by TCP due to auth errors
0 rcv packets dropped by TCP due to auth errors
0 outgoing segments dropped due to policing

```

1cc0-re0:

 Tcp:

```

346 packets sent
    222 data packets (22894 bytes)
    0 data packets retransmitted (0 bytes)
    0 resends initiated by MTU discovery
    80 ack only packets (12 packets delayed)
    0 URG only packets
    0 window probe packets
    5 window update packets
    42 control packets
358 packets received
    268 acks(for 22939 bytes)
    9 duplicate acks
    0 acks for unsent data
    203 packets received in-sequence(33820 bytes)
    0 completely duplicate packets(0 bytes)
    0 old duplicate packets
    0 packets with some duplicate data(0 bytes duped)
    0 out-of-order packets(0 bytes)

```

```

        0 packets of data after window(0 bytes)
        0 window probes
        6 window update packets
        0 packets received after close
        0 discarded for bad checksums
        0 discarded for bad header offset fields
        0 discarded because packet too short
13 connection requests
18 connection accepts
0 bad connection attempts
0 listen queue overflows
31 connections established (including accepts)
35 connections closed (including 2 drops)
    3 connections updated cached RTT on close
    3 connections updated cached RTT variance on close
    0 connections updated cached ssthresh on close
0 embryonic connections dropped
268 segments updated rtt(of 247 attempts)
0 retransmit timeouts
    0 connections dropped by retransmit timeout
0 persist timeouts
    0 connections dropped by persist timeout
0 keepalive timeouts
    0 keepalive probes sent
    0 connections dropped by keepalive
0 correct ACK header predictions
42 correct data packet header predictions
18 syncache entries added
    0 retransmitted
    0 dupsyn
    0 dropped
    18 completed
    0 bucket overflow
    0 cache overflow
    0 reset
    0 stale
    0 aborted
    0 badack
    0 unreach
    0 zone failures
0 cookies sent
0 cookies received
0 SACK recovery episodes
0 segment retransmits in SACK recovery episodes
0 byte retransmits in SACK recovery episodes
0 SACK options (SACK blocks) received
0 SACK options (SACK blocks) sent
0 SACK scoreboard overflow
0 ACKs sent in response to in-window but not exact RSTs
0 ACKs sent in response to in-window SYNs on established connections
0 rcv packets dropped by TCP due to bad address
0 out-of-sequence segment drops due to insufficient memory
5 RST packets
0 ICMP packets ignored by TCP
0 send packets dropped by TCP due to auth errors
0 rcv packets dropped by TCP due to auth errors
0 outgoing segments dropped due to policing

```

1cc1-re0:

 Tcp:

```

348 packets sent
    223 data packets (22895 bytes)
    0 data packets retransmitted (0 bytes)
    0 resends initiated by MTU discovery
    81 ack only packets (13 packets delayed)
    0 URG only packets
    0 window probe packets
    5 window update packets
    42 control packets
360 packets received
    269 acks(for 22940 bytes)
    9 duplicate acks
    0 acks for unsent data
    203 packets received in-sequence(33820 bytes)
    0 completely duplicate packets(0 bytes)
    0 old duplicate packets
    0 packets with some duplicate data(0 bytes duped)
    0 out-of-order packets(0 bytes)
    0 packets of data after window(0 bytes)
    0 window probes
    6 window update packets
    0 packets received after close
    0 discarded for bad checksums
    0 discarded for bad header offset fields
    0 discarded because packet too short
13 connection requests
18 connection accepts
0 bad connection attempts
0 listen queue overflows
31 connections established (including accepts)
36 connections closed (including 2 drops)
    3 connections updated cached RTT on close
    3 connections updated cached RTT variance on close
    0 connections updated cached ssthresh on close
0 embryonic connections dropped
269 segments updated rtt(of 248 attempts)
0 retransmit timeouts
    0 connections dropped by retransmit timeout
0 persist timeouts
    0 connections dropped by persist timeout
0 keepalive timeouts
    0 keepalive probes sent
    0 connections dropped by keepalive
0 correct ACK header predictions
43 correct data packet header predictions
18 syncache entries added
    0 retransmitted
    0 dupsyn
    0 dropped
    18 completed
    0 bucket overflow
    0 cache overflow
    0 reset
    0 stale
    0 aborted
    0 badack
    0 unreach
    0 zone failures
0 cookies sent
0 cookies received
0 SACK recovery episodes

```

```
0 segment retransmits in SACK recovery episodes
0 byte retransmits in SACK recovery episodes
0 SACK options (SACK blocks) received
0 SACK options (SACK blocks) sent
0 SACK scoreboard overflow
0 ACKs sent in response to in-window but not exact RSTs
0 ACKs sent in response to in-window SYNs on established connections
0 rcv packets dropped by TCP due to bad address
0 out-of-sequence segment drops due to insufficient memory
5 RST packets
0 ICMP packets ignored by TCP
0 send packets dropped by TCP due to auth errors
0 rcv packets dropped by TCP due to auth errors
0 outgoing segments dropped due to policing
```

lcc2-re0:

Tcp:

```
405 packets sent
    271 data packets (23926 bytes)
    0 data packets retransmitted (0 bytes)
    0 resends initiated by MTU discovery
    86 ack only packets (13 packets delayed)
    0 URG only packets
    0 window probe packets
    5 window update packets
    46 control packets
418 packets received
    321 acks(for 23975 bytes)
    9 duplicate acks
    0 acks for unsent data
    234 packets received in-sequence(34403 bytes)
    0 completely duplicate packets(0 bytes)
    0 old duplicate packets
    0 packets with some duplicate data(0 bytes duped)
    0 out-of-order packets(0 bytes)
    0 packets of data after window(0 bytes)
    0 window probes
    7 window update packets
    0 packets received after close
    0 discarded for bad checksums
    0 discarded for bad header offset fields
    0 discarded because packet too short
15 connection requests
19 connection accepts
0 bad connection attempts
0 listen queue overflows
34 connections established (including accepts)
39 connections closed (including 2 drops)
    4 connections updated cached RTT on close
    4 connections updated cached RTT variance on close
    0 connections updated cached ssthresh on close
0 embryonic connections dropped
321 segments updated rtt(of 299 attempts)
0 retransmit timeouts
    0 connections dropped by retransmit timeout
0 persist timeouts
    0 connections dropped by persist timeout
0 keepalive timeouts
    0 keepalive probes sent
    0 connections dropped by keepalive
```

```

0 correct ACK header predictions
48 correct data packet header predictions
19 syncache entries added
    0 retransmitted
    0 dupsyn
    0 dropped
    19 completed
    0 bucket overflow
    0 cache overflow
    0 reset
    0 stale
    0 aborted
    0 badack
    0 unreach
    0 zone failures
0 cookies sent
0 cookies received
0 SACK recovery episodes
0 segment retransmits in SACK recovery episodes
0 byte retransmits in SACK recovery episodes
0 SACK options (SACK blocks) received
0 SACK options (SACK blocks) sent
0 SACK scoreboard overflow
0 ACKs sent in response to in-window but not exact RSTs
0 ACKs sent in response to in-window SYNs on established connections
0 rcv packets dropped by TCP due to bad address
0 out-of-sequence segment drops due to insufficient memory
5 RST packets
0 ICMP packets ignored by TCP
0 send packets dropped by TCP due to auth errors
0 rcv packets dropped by TCP due to auth errors
0 outgoing segments dropped due to policing

```

1cc3-re0:

 Tcp:

```

346 packets sent
    221 data packets (22895 bytes)
    0 data packets retransmitted (0 bytes)
    0 resends initiated by MTU discovery
    81 ack only packets (13 packets delayed)
    0 URG only packets
    0 window probe packets
    5 window update packets
    42 control packets
360 packets received
    267 acks(for 22940 bytes)
    9 duplicate acks
    0 acks for unsent data
    203 packets received in-sequence(33820 bytes)
    0 completely duplicate packets(0 bytes)
    0 old duplicate packets
    0 packets with some duplicate data(0 bytes duped)
    0 out-of-order packets(0 bytes)
    0 packets of data after window(0 bytes)
    0 window probes
    6 window update packets
    0 packets received after close
    0 discarded for bad checksums
    0 discarded for bad header offset fields
    0 discarded because packet too short

```

```

13 connection requests
18 connection accepts
0 bad connection attempts
0 listen queue overflows
31 connections established (including accepts)
35 connections closed (including 2 drops)
    3 connections updated cached RTT on close
    3 connections updated cached RTT variance on close
    0 connections updated cached ssthresh on close
0 embryonic connections dropped
267 segments updated rtt(of 246 attempts)
0 retransmit timeouts
    0 connections dropped by retransmit timeout
0 persist timeouts
    0 connections dropped by persist timeout
0 keepalive timeouts
    0 keepalive probes sent
    0 connections dropped by keepalive
0 correct ACK header predictions
43 correct data packet header predictions
18 syncache entries added
    0 retransmitted
    0 dupsyn
    0 dropped
    18 completed
    0 bucket overflow
    0 cache overflow
    0 reset
    0 stale
    0 aborted
    0 badack
    0 unreach
    0 zone failures
0 cookies sent
0 cookies received
0 SACK recovery episodes
0 segment retransmits in SACK recovery episodes
0 byte retransmits in SACK recovery episodes
0 SACK options (SACK blocks) received
0 SACK options (SACK blocks) sent
0 SACK scoreboard overflow
0 ACKs sent in response to in-window but not exact RSTs
0 ACKs sent in response to in-window SYNs on established connections
0 rcv packets dropped by TCP due to bad address
0 out-of-sequence segment drops due to insufficient memory
5 RST packets
0 ICMP packets ignored by TCP
0 send packets dropped by TCP due to auth errors
0 rcv packets dropped by TCP due to auth errors
0 outgoing segments dropped due to policing

```

show system statistics (QFX Series)

```

user@switch> show system statistics
Tcp:
571779 packets sent
21517 data packets (1797102 bytes)
2 data packets retransmitted (20 bytes)
0 resends initiated by MTU discovery
3708 ack only packets (531 packets delayed)
0 URG only packets
1 window probe packets
1 window update packets

```



```
1093063 control packets
1132541 packets received
20961 acks(for 1796102 bytes)
5861 duplicate acks
0 acks for unsent data
19556 packets received in-sequence(232079 bytes)
3018 completely duplicate packets(0 bytes)
0 old duplicate packets
4 packets with some duplicate data(4 bytes duped)
2 out-of-order packets(2 bytes)
0 packets of data after window(0 bytes)
0 window probes
39 window update packets
0 packets received after close
0 discarded for bad checksums
0 discarded for bad header offset fields
0 discarded because packet too short
546519 connection requests
78 connection accepts
0 bad connection attempts
0 listen queue overflows
100 connections established (including accepts)
546596 connections closed (including 6 drops)
47 connections updated cached RTT on close
47 connections updated cached RTT variance on close
0 connections updated cached ssthresh on close
546497 embryonic connections dropped
20453 segments updated rtt(of 566914 attempts)
2 retransmit timeouts
0 connections dropped by retransmit timeout
0 persist timeouts
0 connections dropped by persist timeout
3028 keepalive timeouts
3027 keepalive probes sent
1 connections dropped by keepalive
7515 correct ACK header predictions
12258 correct data packet header predictions
78 syncache entries added
0 retransmitted
0 dupsyn
4 dropped
78 completed
0 bucket overflow
0 cache overflow
0 reset
0 stale
0 aborted
0 badack
0 unreach
0 zone failures
0 cookies sent
0 cookies received
1 SACK recovery episodes
1 segment retransmits in SACK recovery episodes
1 byte retransmits in SACK recovery episodes
71 SACK options (SACK blocks) received
1 SACK options (SACK blocks) sent
0 SACK scoreboard overflow
0 ACKs sent in response to in-window but not exact RSTs
0 ACKs sent in response to in-window SYNs on established connections
0 rcv packets dropped by TCP due to bad address
```

```
0 out-of-sequence segment drops due to insufficient memory
546544 RST packets
0 ICMP packets ignored by TCP
0 send packets dropped by TCP due to auth errors
0 rcv packets dropped by TCP due to auth errors
0 outgoing segments dropped due to policing
udp:
147 datagrams received
0 with incomplete header
0 with bad data length field
0 with bad checksum
9 dropped due to no socket
0 broadcast/multicast datagrams dropped due to no socket
0 dropped due to full socket buffers
0 not for hashed pcb
138 delivered
0 datagrams output
ip:
73704 total packets received
0 bad header checksums
0 with size smaller than minimum
0 with data size < data length
0 with header length < data size
0 with data length < header length
0 with incorrect version number
0 packets destined to dead next hop
0 fragments received
0 fragments dropped (dup or out of space)
0 fragments dropped (queue overflow)
0 fragments dropped after timeout
0 fragments dropped due to over limit
0 packets reassembled ok
1133057 packets for this host
0 packets for unknown/unsupported protocol
40146 packets forwarded
0 packets not forwardable
40146 redirects sent
1121700 packets sent from this host
0 packets sent with fabricated ip header
0 output packets dropped due to no bufs
0 output packets discarded due to no route
0 output datagrams fragmented
0 fragments created
0 datagrams that can't be fragmented
0 packets with bad options
0 packets with options handled without error
0 strict source and record route options
0 loose source and record route options
0 record route options
0 timestamp options
0 timestamp and address options
0 timestamp and prespecified address options
0 option packets dropped due to rate limit
0 router alert options
0 multicast packets dropped (no iflist)
0 packets dropped (src and int don't match)
0 transit re packets dropped on mgmt i/f
0 packets used first nexthop in ecmp unilist
0 incoming ttpoip packets received
0 incoming ttpoip packets dropped
0 outgoing TTPoIP packets sent
```

```
0 outgoing TTPoIP packets dropped
icmp:
0 drops due to rate limit
9 calls to icmp_error
0 errors not generated because old message was icmp
Output histogram:
295 echo reply
9 destination unreachable
0 messages with bad code fields
0 messages less than the minimum length
0 messages with bad checksum
0 messages with bad source address
0 messages with bad length
0 echo drops with broadcast or multicast destination address
0 timestamp drops with broadcast or multicast destination address
Input histogram:
295 echo
295 message responses generated
igmp:
0 messages received
0 messages received with too few bytes
0 messages received with bad checksum
0 membership queries received
0 membership queries received with invalid fields
0 membership reports received
0 membership reports received with invalid fields
0 membership reports received for groups to which we belong
0 Membership reports sent
raw_if:
0 RAW packets transmitted
0 PPPOE packets transmitted
0 ISDN packets transmitted
0 DIALER packets transmitted
0 PPP packets transmitted to pppd
0 PPP packets transmitted to jppd
0 IGMPv2 packets transmitted
13 output drops due to tx error
0 MPU packets transmitted
0 PPPOE packets received
0 ISDN packets received
0 DIALER packets received
0 PPP packets received from pppd
0 MPU packets received
0 PPP packets received from jppd
0 IGMPv2 packets received
0 Input drops due to bogus protocol
0 input drops due to no mbufs available
0 input drops due to no space in socket
0 input drops due to no socket
arp:
186413 datagrams received
88 ARP requests received
88 ARP replies received
0 resolution request received
0 unrestricted proxy requests
0 restricted proxy requests
0 received proxy requests
0 proxy requests not proxied
0 restricted proxy requests not proxied
0 datagrams with bogus interface
0 datagrams with incorrect length
```

```
0 datagrams for non-IP protocol
0 datagrams with unsupported op code
0 datagrams with bad protocol address length
0 datagrams with bad hardware address length
0 datagrams with multicast source address
0 datagrams with multicast source address
0 datagrams with my own hardware address
164 datagrams for an address not on the interface
0 datagrams with a broadcast source address
0 datagrams with source address duplicate to mine
186065 datagrams which were not for me
0 packets discarded waiting for resolution
0 packets sent after waiting for resolution
50 ARP requests sent
88 ARP replies sent
0 requests for memory denied
0 requests dropped on entry
0 requests dropped during retry
0 requests dropped due to interface deletion
0 requests on unnumbered interfaces
0 new requests on unnumbered interfaces
0 replies for from unnumbered interfaces
0 requests on unnumbered interface with non-subnetted donor
0 replies from unnumbered interface with non-subnetted donor
ip6:
0 total packets received
0 packets with size smaller than minimum
0 packets with data size < data length
0 packets with bad options
0 packets with incorrect version number
0 fragments received
0 fragments dropped (dup or out of space)
0 fragments dropped after timeout
0 fragments that exceeded limit
0 packets reassembled ok
0 packets for this host
0 packets forwarded
0 packets not forwardable
0 redirects sent
0 packets sent from this host
0 packets sent with fabricated ip header
0 output packets dropped due to no bufs, etc.
0 output datagrams fragmented
0 fragments created
0 datagrams that can't be fragmented
0 packets that violated scope rules
0 multicast packets which we don't join
0 packets whose headers are not continuous
0 tunneling packets that can't find gif
0 packets discarded due to too may headers
0 failures of source address selection
0 forward cache hit
0 forward cache miss
0 Packets destined to dead next hop
0 option packets dropped due to rate limit
0 Packets dropped (src and int don't match)
0 packets dropped due to bad protocol
0 transit re packet(null) dropped on mgmt i/f
icmp6:
0 Calls to icmp_error
0 Errors not generated because old message was icmp error
```

```

0 Errors not generated because rate limitation
0 Messages with bad code fields
0 Messages < minimum length
0 Bad checksums
0 Messages with bad length
0 No route
0 Administratively prohibited
0 Beyond scope
0 Address unreachable
0 Port unreachable
0 packet too big
0 Time exceed transit
0 Time exceed reassembly
0 Erroneous header field
0 Unrecognized next header
0 Unrecognized option
0 redirect
0 Unknown
0 Message responses generated
0 Messages with too many ND options
pfkey:
0 Requests sent from userland
0 Bytes sent from userland
histogram by message type:
0 reserved
0 dump
0 Messages with invalid length field
0 Messages with invalid version field
0 Messages with invalid message type field
0 Messages too short
0 Messages with memory allocation failure
0 Messages with duplicate extension
0 Messages with invalid extension type
0 Messages with invalid sa type
0 Messages with invalid address extension
0 Requests sent to userland
0 Bytes sent to userland
histogram by message type:
0 reserved
0 dump
0 Messages toward single socket
0 Messages toward all sockets
0 Messages toward registered sockets
0 Messages with memory allocation failure
c1n1:
0 Total packets received
0 Packets delivered
0 Too small packets
0 Packets with bad header length
0 Packets with bad checksum
0 Bad version packets
0 Unknown or unsupported protocol packets
0 Packets with bogus sdl size
0 No free memory in socket buffer
0 Send packets discarded
0 Sbappend failure
0 Mcopy failure
0 Address fields were not reasonable
0 Segment information forgotten
0 Forwarded packets
0 Total packets sent

```

```
0 Output packets discarded
0 Non-forwarded packets
0 Packets fragmented
0 Fragments sent
0 Fragments discarded
0 Fragments timed out
0 Fragmentation prohibited
0 Packets reconstructed
0 Packets destined to dead nexthop
0 Packets discarded due to no route
0 Error pdu rate drops
0 ER pdu generation failure
esis:
0 Total pkts received
0 Total packets consumed by protocol
0 Pdus received with bad checksum
0 Pdus received with bad version number
0 Pdus received with bad type field
0 Short pdus received
0 Pdus with bogus sdl size
0 Pdus with bad header length
0 Pdus with unknown or unsupported protocol
0 No free memory in socket buffer
0 Send packets discarded
0 Sbappend failure
0 Mcopy failure
0 ISO family not configured
tnp:
0 Unicast packets received
0 Broadcast packets received
0 Fragmented packets received
0 Hello packets dropped
0 Fragments dropped
0 Fragment reassembly queue flushes
0 Packets with tnp src address collision received
0 Hello packets received
0 Control packets received
0 Rdp packets received
0 Udp packets received
0 Tunnel packets received
0 Input packets discarded with no protocol
0 Packets of version unspecified received
0 Packets of version 1 received
0 Packets of version 2 received
0 Packets of version 3 received
0 Unicast packets sent
0 Broadcast packets sent
0 Fragmented packets sent
0 Hello packets dropped
0 Fragments dropped
0 Hello packets sent
0 Control packets sent
0 Rdp packets sent
0 Udp packets sent
0 Tunnel packets sent
0 Packets sent with unknown protocol
0 Packets of version unspecified sent
0 Packets of version 1 sent
0 Packets of version 2 sent
0 Packets of version 3 sent
rdp:
```

```

0 Input packets
0 Packets discarded for bad checksum
0 Packets discarded due to bad sequence number
0 Refused connections
0 Acks received
0 Packets dropped due to full socket buffers
0 Retransmits
0 Output packets
0 Acks sent
0 Connects
0 Closes
0 Keepalives received
0 Keepalives sent
tudp:
67 Datagrams received
0 Datagrams with incomplete header
0 Datagrams with bad data length field
0 Datagrams with bad checksum
0 Datagrams dropped due to no socket
0 Broadcast/multicast datagrams dropped due to no socket
0 Datagrams dropped due to full socket buffers
67 Delivered
68 Datagrams output
ttp:
0 Packets sent
0 Packets sent while unconnected
0 Packets sent while interface down
0 Packets sent couldn't get buffer
0 Packets sent couldn't find neighbor
0 L2 packets received
0 Unknown L3 packets received
0 IPv4 L3 packets received
0 MPLS L3 packets received
0 MPLS->IPv4 L3 packets received
0 IPv4->MPLS L3 packets received
0 IPv6 L3 packets received
0 ARP L3 packets received
0 CLNP L3 packets received
0 TNP L3 packets received
0 NULL L3 packets received
0 Cyclotron cycle L3 packets received
0 Cyclotron send L3 packets received
0 Packets received while unconnected
0 Packets received from unknown ifl
0 Input packets couldn't get buffer
0 Input packets with bad type
0 Input packets with discard type
0 Input packets with too many tlvs
0 Input packets with bad tlv header
70633 Input packets with bad tlv type
68877 Input packets dropped based on tlv result0 Input packets for which rt lookup
  is bypassed
mpls:
0 Total MPLS packets received
0 Packets forwarded
0 Packets dropped
0 Packets with header too small
0 After tagging, packets can't fit link MTU
0 Packets with IPv4 explicit NULL tag
0 Packets with IPv4 explicit NULL cksum errors
0 Packets with router alert tag

```

```
0 LSP ping packets (ttl-expired/router alert)
0 Packets with ttl expired
0 Packets with tag encoding error
0 Packets discarded due to no route
0 Packets used first nexthop in ecmp unilist
vpls:
0 Total packets received
0 Packets with size smaller than minimum
0 Packets with incorrect version number
0 Packets for this host
0 Packets with no logical interface
0 Packets with no family
0 Packets with no route table
582 Copyright © 2010, Juniper Networks, Inc.
0 Packets with no auxiliary table
0 Packets with no corefacing entry
0 packets with no CE-facing entry
0 MAC route learning requests
0 MAC routes learnt
0 Requests to learn an existing route
0 Learning requests while learning disabled on interface
0 Learning requests over capacity
0 MAC routes moved
0 Requests to move static route
0 MAC route aging requests
0 MAC routes aged
0 Bogus address in aging requests
0 Requests to age static route
0 Requests to re-ageout aged route
0 Requests involving multiple peer FEs
0 Aging acks from PFE
0 Aging non-acks from PFE
0 Aging requests timed out waiting on FEs
0 Aging requests over max-rate
0 Errors finding peer FEs
0 Unsupported platform
0 Packets dropped due to no l3 route table
0 Packets dropped due to no local ifl
0 Packets punted
0 Packets dropped due to no socket
bridge:
Input:
0 packets received
0 packets forwarded
0 packets failed to forward
0 packets dropped
0 packets with vmember lookup failures
0 packets with vlan lookup failures
0 packets with stp state lookup failures
0 packets dropped due to stp blocked/listening
0 packets dropped due to stp learning
0 packets with src MAC learning failures
0 packets with input control processing failures
Forward:
0 packets sent successfully
0 packets with send failures
0 packets forwarded to l3 interface
0 packets with l3 send failures
0 packets discarded
0 packets with l2ifl store failures
0 packets with ifl mismatch failures
```



```
0 packets with packet duplication failures
0 packets with tag lookup failures
0 packets with no route for DMAC
0 packets with no route table
0 packets with no nexthop
0 packets with dead nexthop
0 packets with eof reached error
Learning:
0 MACs learned
0 packets sent to l3 interface
0 packets with l3 send failures
0 packets hit holdq while learning
0 MAC moves
0 packets discarded
0 packets with no route for SMAC
0 packets with no nexthop
0 packets with dead nexthop
0 packets dropped due to no resolve route
0 packets with l3 ifd lookup failures
0 packets with l3 ifl lookup failures
0 packets with l3 invalid rnh
0 packets with no route for SMAC in clone learning
0 packets with no nexthop in clone learning
0 packets with dead nexthop in clone learning
0 packets dropped due to no resolve nh in clone learning
Output:
0 packets forwarded
0 packets failed to forward
0 packets with vmember lookup failures
0 packets with vlan lookup failures
0 packets with input control processing failures
Send:
0 packets sent successfully
0 packets with send failures
0 packets dropped due to interface down
0 packets with dev output failures
0 blocked ifl discards
0 packets with tag lookup failures
0 packets with stp state lookup failures
0 packets with tag insertion failures
0 packets with tag removal failures
Flood:
0 packets flooded
0 flood failures
IGMP:
0 packets sent successfully
0 packets with send failures
0 packets forwarded
0 packets failed to forward
0 packets with mpull failures
0 packets with vmember lookup failures
0 packets with vlan lookup failures
0 packets with ifl lookup failures
0 packets with tag lookup failures
Misc:
0 packets with size smaller than minimum
0 packets with double tags
0 packets with no ifl
0 packets with no family
0 packets with no route table
```


show system uptime

Syntax	show system uptime
Syntax (EX Series Switches)	show system uptime <all-members> <local> <member <i>member-id</i> >
Syntax (QFX Series)	show system uptime <director-group <i>name</i> > <infrastructure <i>name</i> > <interconnect-device <i>name</i> > <node-group <i>name</i> >
Syntax (TX Matrix Router)	show system uptime <all-chassis all-lcc lcc <i>number</i> scc>
Syntax (TX Matrix Plus Router)	show system uptime <detail> <all-chassis all-lcc lcc <i>number</i> sfc <i>number</i> >
Syntax (MX Series Router)	show system uptime <all-members> <invoke-on> <local> <member <i>member-id</i> >
Release Information	Command introduced before Junos OS Release 7.4. Command introduced in Junos OS Release 9.0 for EX Series switches. sfc option introduced for the TX Matrix Plus router in JUNOS Release 9.6. Command introduced in Junos OS Release 11.1 for the QFX Series.
Description	Display the current time and information about how long the router or switch, router or switch software, and routing protocols have been running.
Options	<p>none—Show time since the system rebooted and processes started.</p> <p>all-chassis—(TX Matrix and TX Matrix Plus routers only) (Optional) Show time since the system rebooted and processes started on all the routers in the chassis.</p> <p>all-lcc—(TX Matrix and TX Matrix Plus routers only) (Optional) On a TX Matrix router, show time since the system rebooted and processes started for all T640 routers (or line-card chassis) connected to the TX Matrix router. On a TX Matrix Plus router, show time since the system rebooted and processes started for all T1600 routers (or line-card chassis) connected to the TX Matrix Plus router.</p> <p>all-members—(EX4200 switches and MX Series routers only) (Optional) Show time since the system rebooted and processes started on all members of the Virtual Chassis configuration.</p>

director-group *name*—(QFabric systems only) (Optional) Show time since the system rebooted and processes started on the Director group.

infrastructure *name*—(QFabric systems only) (Optional) Show time since the system rebooted and processes started on the fabric control Routing Engine and fabric manager Routing Engine.

interconnect-device *name*—(QFabric systems only) (Optional) Show time since the system rebooted and processes started on the Interconnect device.

invoke-on—(MX Series routers only) (Optional) Display the time since the system rebooted and processes started on the master Routing Engine, backup Routing Engine, or both, on a router with two Routing Engines.

lcc *number*—(TX Matrix and TX Matrix Plus routers only) (Optional) On a TX Matrix router, show time since the system rebooted and processes started for a specific T640 router that is connected to the TX Matrix router. On a TX Matrix Plus router, show time since the system rebooted and processes started for a specific T1600 router that is connected to the TX Matrix Plus router. Replace ***number*** with a value from 0 through 3.

local—(EX4200 switches and MX Series routers only) (Optional) Show time since the system rebooted and processes started on the local Virtual Chassis member.

member *member-id*—(EX4200 switches and MX Series routers only) (Optional) Show time since the system rebooted and processes started on the specified member of the Virtual Chassis configuration. For EX4200 switches, replace ***member-id*** with a value from 0 through 9. For an MX Series Virtual Chassis, replace ***member-id*** with a value of 0 or 1.

node-group *name*—(QFabric systems only) (Optional) Show time since the system rebooted and processes started on the Node group.

scc—(TX Matrix routers only) (Optional) Show time since the system rebooted and processes started for the TX Matrix router (or switch-card chassis).

sfc *number*—(TX Matrix Plus routers only) (Optional) Show time since the system rebooted and processes started for the TX Matrix Plus router (or switch-fabric chassis). Replace ***number*** with 0.

Additional Information By default, when you issue the **show system uptime** command on a TX Matrix or TX Matrix Plus master Routing Engine, the command is broadcast to all the T640 (in a routing matrix based on a TX Matrix router) or T1600 (in a routing matrix based on a TX Matrix Plus router) master Routing Engines connected to it. Likewise, if you issue the same command on the TX Matrix or TX Matrix Plus backup Routing Engine, the command is broadcast to all the T640 (in a routing matrix based on a TX Matrix router) or T1600 (in a routing matrix based on a TX Matrix Plus router) backup Routing Engines that are connected to it.

Required Privilege Level view

- Related Documentation**
- Monitoring System Process Information
 - Monitoring System Properties
 - 10-Gigabit Ethernet LAN/WAN PIC with XFP (T640 Router)

List of Sample Output

[show system uptime on page 608](#)
[show system uptime all-lcc \(TX Matrix Router\) on page 608](#)
[show system uptime all-lcc \(TX Matrix Plus Router\) on page 608](#)
[show system uptime \(QFX Series\) on page 609](#)

Output Fields [Table 27 on page 607](#) describes the output fields for the **show system uptime** command. Output fields are listed in the approximate order in which they appear.

Table 27: show system uptime Output Fields

Field Name	Field Description
Current time	Current system time in UTC.
System booted	Date and time when the Routing Engine on the router or switch was last booted and how long it has been running.
Protocols started	Date and time when the routing protocols were last started and how long they have been running.
Last configured	Date and time when a configuration was last committed. Also shows the name of the user who issued the last commit command.
time and up	Current time, in the local time zone, and how long the router or switch has been operational.
users	Number of users logged in to the router or switch.
load averages	Load averages for the last 1 minute, 5 minutes, and 15 minutes.

Sample Output

show system uptime

```
user@host> show system uptime
Current time:      1998-10-13 19:45:47 UTC
System booted:     1998-10-12 20:51:41 UTC (22:54:06 ago)
Protocols started: 1998-10-13 19:33:45 UTC (00:12:02 ago)
Last configured:   1998-10-13 19:33:45 UTC (00:12:02 ago) by abc
12:45PM up 22:54, 2 users, load averages: 0.07, 0.02, 0.01
```

show system uptime all-lcc (TX Matrix Router)

```
user@host> show system uptime all-lcc
lcc0-re0:
-----
Current time: 2004-09-13 09:55:35 PDT
System booted: 2004-09-13 03:13:55 PDT (06:41:40 ago)
Last configured: 2004-09-13 03:17:48 PDT (06:37:47 ago) by root
9:55AM PDT up 6:42, 1 user, load averages: 0.02, 0.03, 0.00
lcc2-re0:
-----
Current time: 2004-09-13 09:55:35 PDT
System booted: 2004-09-12 03:23:43 PDT (1d 06:31 ago)
Last configured: 2004-09-13 03:05:36 PDT (06:49:59 ago) by root
9:55AM PDT up 1 day, 6:32, 1 user, load averages: 0.02, 0.01, 0.00
```

show system uptime all-lcc (TX Matrix Plus Router)

```
user@host> show system uptime all-lcc
sfc0-re0:
-----
Current time: 2009-05-25 00:24:30 PDT
System booted: 2009-05-24 06:39:33 PDT (17:44:57 ago)
Protocols started: 2009-05-24 06:40:30 PDT (17:44:00 ago)
Last configured: 2009-05-24 06:33:27 PDT (17:51:03 ago) by gregdo
12:24AM up 17:45, 2 users, load averages: 0.07, 0.05, 0.01

lcc0-re0:
-----
Current time: 2009-05-25 00:24:30 PDT
System booted: 2009-05-24 06:39:46 PDT (17:44:44 ago)
error: the routing subsystem is not running
Last configured: 2009-05-24 06:40:47 PDT (17:43:43 ago) by root
12:24AM up 17:45, 0 users, load averages: 0.00, 0.00, 0.00

lcc1-re0:
-----
Current time: 2009-05-25 00:24:30 PDT
System booted: 2009-05-24 06:39:38 PDT (17:44:52 ago)
error: the routing subsystem is not running
Last configured: 2009-05-24 06:40:18 PDT (17:44:12 ago) by root
12:24AM up 17:45, 0 users, load averages: 0.00, 0.00, 0.00

lcc2-re0:
-----
Current time: 2009-05-25 00:24:30 PDT
System booted: 2009-05-24 06:39:48 PDT (17:44:42 ago)
error: the routing subsystem is not running
Last configured: 2009-05-24 06:40:44 PDT (17:43:46 ago) by root
12:24AM up 17:45, 0 users, load averages: 0.00, 0.00, 0.00

lcc3-re0:
-----
```

```
Current time: 2009-05-25 00:24:30 PDT
System booted: 2009-05-24 06:39:44 PDT (17:44:46 ago)
error: the routing subsystem is not running
Last configured: 2009-05-24 06:40:08 PDT (17:44:22 ago) by root
12:24AM up 17:45, 0 users, load averages: 0.00, 0.00, 0.00
```

show system uptime (QFX Series)

```
user@switch> show system uptime
Current time: 2010-08-27 03:12:30 PDT
System booted: 2010-08-13 17:11:54 PDT (1w6d 10:00 ago)
Protocols started: 2010-08-13 17:13:56 PDT (1w6d 09:58 ago)
Last configured: 2010-08-26 05:54:00 PDT (21:18:30 ago) by regress
3:12AM up 13 days, 10:01, 3 users, load averages: 0.00, 0.00, 0.00
```

