

A Methodology for Transforming Data Center Networks

Proven data center transformation methodology that minimizes risk and maximizes return on investment

Table of Contents

Executive Summary	3
Introduction: An Approach to Data Center Transformation.....	3
Data Center Migration or Transformation?.....	4
Want to know more about Network Transformation Plans?	4
Implementing Network Transformation	4
Data Center Network Transformation Methodology	5
Data Center Network Transformation Phases	5
Assessment Phase.....	6
Assessment Phase Outcomes	6
Design Phase.....	7
Design Phase Outcomes	7
Validation Phase.....	8
Validation Phase Outcomes	8
Implementation Phase.....	8
Implementation Phase Outcomes	9
Data Center Network Transformation Considerations.....	9
Automation Services	9
Configuration Drift Management.....	10
Project Management.....	10
Risk Management.....	11
Want to know more about Risk Management?	12
Some Generic Technological Threats.....	12
Juniper Networks: Experts in Network Transformation.....	13
Conclusion	13
Juniper Networks Professional Services	13
Juniper Networks Service and Support	13
About Juniper Networks.....	14

Executive Summary

Business evolution and technology advancements during the last decade have driven a sea change in the way data centers are funded, organized, and managed. Enterprises are now focusing on a profound digital transformation which is a continuous adjustment of technology management resources to deliver business results, guided by rapid review of desired outcomes related to end clients, resources, and budget constraints. These IT transitions are very much part of the competitive landscape, and executed correctly, they become competitive differentiators and enable bottom line growth. These outcomes are driving data centers to virtualization, service-oriented architectures, increased cybersecurity, “big data,” and “cloud,” to name a few of the key factors. This is completely rethinking and retooling the way enterprises handle the applications, data, security, and access that constitute their critical IT resources. In essence, cloud is the new IT.

Virtualization is becoming the central architecture for data centers. To realize optimum benefits, IT management should carefully and meticulously incorporate their virtual transformation roadmap as part of their planning process. This widespread adoption of virtualization in the data center is leading to highly complex workload management, especially when it comes to the network. Arbitrary or inconsistent transformation deployments result in costly problems and loss of control over the IT environment. Organizations must collectively strike a balance between striving for the agility, flexibility, and scale provided by virtualization but at the same time maintain control. As new applications are added, network complexity grows exponentially until service delivery is hampered and the user experience degrades—unless technical staff is fully retrained and remodeled and the network has evolved alongside all data center retooling. This impacts an organization’s ability to keep up with the pace of business. It is perhaps not surprising, then, that in the findings of an [IBM study](#)¹ of over 3,000 CIOs, an overwhelming theme was the need for radical simplification of infrastructure through transformation. Ironically, getting to operational simplification involves a complex set of choices and decisions.

These types of initiatives often result in a major transformation of the data center, both physical (servers, cooling, power, etc.) and logical (software, databases, applications), with a heavy emphasis on virtualization. The magnitude of the potential risks and negative impacts are often underestimated because not only is the IT environment transforming from physical to virtual, but also the tools and skillsets required are very different. Making these decisions requires a broad range of expertise for both planning and execution of the transformation.

Often overlooked in such transformation discussions, or left as an afterthought, is the data center network. However, a poorly designed or inadequate data center network may jeopardize many of the benefits expected from a data center transformation. The network transformation should be an integral part of any data center transformation project, and it requires specialists who can provide the insight to make the right choices and implement them correctly.

This white paper is designed to give IT managers, architects, and technical staff a view of best practices for transforming a data center network, including what the go-forward adoption of methodologies and practices will be, including continued rapid or dynamic change for scale and applications support. It also offers insight into what to demand from consultants, project managers, and technical staff regarding the network aspects of the project. The techniques outlined here are the fruit of many years of experience by a large number of consultants, program managers, and engineers at Juniper Networks utilizing leading-edge open development methodologies for development, documentation, testing, and deployment. This collection of methodologies and practices is based on successful execution by Juniper consultants in many data center transformation projects around the world and makes Juniper Networks uniquely qualified to bring a complete suite of services for end-to-end execution.

Introduction: An Approach to Data Center Transformation

Virtualization has resulted in ever greater resource utilization and efficiency in the data center. As a result, many data centers are going through major transformations to maximize optimization of Network Functions Virtualization (NFV) technologies. As virtualization increases, so too does the dynamic nature and complexity of the network, which can reduce the benefits of virtualization and impact an organization’s ability to keep up with the pace of business. Networks and network support methodologies must, therefore, evolve along with other data center technologies to enable customers to utilize their data center resources to the fullest extent and maximize return on network investment.

In order to derive maximum benefit from a data center transformation project, it is important to fully understand the newly adopted methodologies, processes, and practices going forward, in order to optimize the network architecture and prepare the technical staff to fully support the new environment. This should be done without impacting project velocity, and at the same time reduce risk while controlling cost. To do this is no easy feat, however. A flood of new products, technologies, and architectures are radically changing the data center, and this has a different meaning for, and a different impact on, virtually every organization.

The network is the nervous system of the data center, so transforming it requires careful planning and a proven methodology. It takes much more than just project management skills; it also involves making important decisions regarding technologies, data flows, priorities, service levels, and multiple other items that will have major impacts on

¹ IBM Institute of Business Value, 2011, The Essential CIO—Insights from the Global Chief Information Officer Study

the effectiveness of the new data center environment. For this reason, a complete data center network transformation methodology is required, and must be adopted in parallel with other aspects of the data center transformation activities, including the go-forward adoption of methodologies and practices.

A data center network transformation methodology must cover the complete planning-to-implementation process—from identification of network needs to actual deployment. It must define a clear roadmap for each step of the journey, yet be flexible enough to adapt to specific situations and requirements. A network transformation methodology should be based on real-world experience in network development, implementation, migration, and transformation, consistent with industry best practices such as open development and highly collaborative practices for rapid or agile evolution. The critical nature of the data center requires an appropriate level of project governance, including project management, risk evaluation, and risk mitigation using industry best practices, automation tools, and methodologies.

The methodology that is described in this white paper has been successfully used by Juniper Networks Professional Services consultants in many customer engagements around the world.

Data Center Migration or Transformation?

Data center migrations, almost by definition, limit risk and scope by removing components of transformation. Typically, migrations involve data center moves or consolidations driven out of the need for physical optimization, such as reducing from many small to a few larger data centers.

By data center transformation, we mean that the environment or architecture will undergo a change. This has different implications from a data center migration, since transformation results in a different, optimized architecture and/or operating model once it is complete.

Although this document focuses on data center transformation, it is equally applicable to migrations. In both cases, the customer journey needs to be mapped out with an initial assessment, which can then be used to inform both migration and transformation steps.

Implementing Network Transformation

Before discussing the details of the transformation methodology, let's first discuss the types of transformation options available. The type of data center network transformation required can be very different based on several dependencies, such as the size of the data center, service-level agreement (SLA) requirements, or high availability (HA) needs and capabilities. Below are some of the possible types of network transformations, and their typical use cases. The choice of implementation of the data center transformation will have a major impact on planning for the network transformation. Each transformation project is unique. Every customer has different requirements, resulting in different transformation plans. The below examples are not exhaustive, but instead offer three different approaches that should be customized to meet specific requirements.

Big Bang: This refers to cases where the entire data center is transformed at one time. A typical use case would be for a small data center that can tolerate complete shutdown for an extended period (several hours). This could be because of soft SLAs (allowing night or weekend maintenance), or due to strong HA capabilities, i.e., there is another data center or a disaster recovery site that could be used to keep critical applications accessible during the maintenance window. This type of transformation minimizes the time constraints, but usually increases the risk, as it can make rollbacks difficult.

Pod-by-Pod: This is a quite common technique for data centers that haven't started their data center transformation journey. It requires pods of a manageable size (i.e., not huge ones), and no Layer 2 (L2) extensions between pods. This transformation type requires Layer 3 (L3) connectivity between the legacy infrastructure and the new environment, and it allows a more step-by-step or granular approach to data center transformation than the Big Bang. It also carries less risk.

Phased Dynamic Interconnect: Used for large data centers which have started their data center transformation, i.e., usually with L2 extension across different pods, or when the pods are too large to be migrated during a single maintenance window. This transformation type requires both L2 and L3 connectivity between the legacy infrastructure and the new environment, and usually needs in-depth planning to interconnect the two solutions in a redundant manner. This transformation type is the most flexible one, allowing migration of services and applications in any order, permitting you to adapt the migration to your specific application dependencies and traffic flows.

Transformation types vary greatly due to the reality of the present state of data centers, which vary in size from very small local to large global footprints, and have very different timeline plans from physical to virtual, and percentage of applications that will utilize public versus private cloud support. The variety of transformation types,

Want to know more about Network Transformation Plans?

Juniper Networks Professional Services proposes a Data Center Transformation Assessment that can help you understand the differences between the transformation types, and make the right selection, as well as get more details on the different steps that will be required. For additional information on this service, please contact your Juniper account manager, services business manager, or visit www.juniper.net/us/en/products-services/consulting-services/assessment-analysis/#literature.

each offering benefits and constraints, requires careful evaluation, as the final selection will determine the capabilities and capacities of the transformed data center and should set up the new data center environment to operate in a new evolved model. An example of a low complexity transformation is a small data center transformation that may be as simple as a weekend cutover to a fairly basic virtual environment like a single public and private cloud (hybrid) and a single router/switch for infrastructure with limited SDN. On the opposite side of the spectrum are large global data center consolidation programs which could take multiple years and end up in a mixture of multiple public clouds, multiple private clouds, and an evolving SDN infrastructure. The good news is that the same methodologies that should be used for the transformation are basically the same. The difference is in potential risks and configuration drift that can be introduced as you move up the complexity and size scale. This is covered in more detail later in this document.

Data Center Network Transformation Methodology

Although the need for data center network transformation is often clear, the data center is one of the most valuable assets of any organization and as such, the prospect of transformational change can be disconcerting. It is common, and perfectly natural, for customers to express concern about issues such as:

- “We do not know how to set up processes and plans for such an exercise.”
- “We have the skills to operate the data center but not to execute this type of change.”
- “The risks seem extreme.”
- “Our project managers are unfamiliar with projects of this magnitude and the complexity of the open development methodologies required.”
- “Our data center has grown almost organically so far; where do we start untangling that complexity and evolve it into a new model?”

Data Center Network Transformation Phases

Any methodology for network transformation should fit into a life cycle for the overall data center transformation project and the complete go-forward data center model being adopted. Juniper Networks takes a life-cycle approach when delivering services, similar to many other vendors in the technology marketplace. But what makes Juniper unique is bringing architecture expertise and methodologies experience end to end, including non-Juniper products and solutions. This end-to-end approach to the network life cycle is based on three high-level phases: Plan, Build, and Operate. Project management spans across the three separate phases to ensure a seamless transition and attention to the overall health, risk, and control of the network during the project.



Figure 1: Network life cycle: Plan, Build, Operate

A robust data center network transformation adoption methodology and go-forward model fits into the Plan and Build phases of the network life cycle. The Juniper Networks transformation methodology described here is based on years of experience transforming and migrating networks of all types for customers of all sizes. The specifics of the data center network transformation methodology are the result of applying the general principles, learned over many years, to the specific needs of today's data center evolution, which continues evolving at an ever increasing rapid pace.

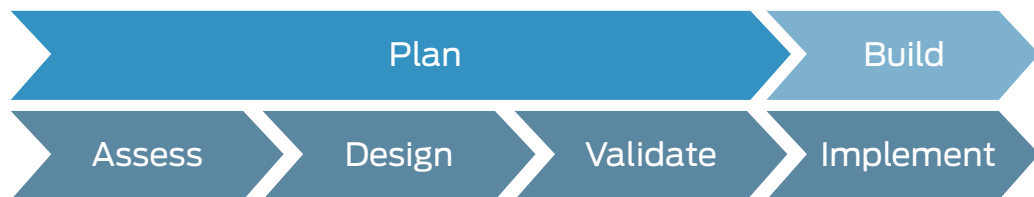


Figure 2: Four project phases in data center network transformation methodology

This transformation methodology is based on four phases, with the first three being part of the Plan phase of the network life cycle:

- Assessment
- Design
- Validation

The final one is part of the Build phase:

- Implementation

In the next section, we cover the four Data Center Network Transformation considerations which span across the four phases of this life cycle, which are:

- Automation
- Configuration Drift Management
- Risk Management
- Project Management

Since the focus of this methodology is transformation, the Operate phase of the life cycle has been intentionally excluded from the context of this document. Nevertheless, it is important that the go-forward operational requirements of the target environment be assessed, designed, validated, and implemented in conjunction with the operations staff during all phases of the transformation project, and be part of the review process to ensure comprehensive agile capabilities.

Assessment Phase

In order to ensure the optimum output of the project, it is essential that the input be right. The goal is for everything to work right the first time to save time, money, and impact on users. The Assessment phase provides the foundation of appropriate input and must not be neglected.

Assessment is the most strategic phase of the transformation project. All remaining activities will depend on what is discovered and exchanged during this phase. It is crucial to consider the complete data center ecosystem, the strategic goals expected of the data center transformation, and make sure that each step of the journey is aligned.

It is not enough to merely assess the legacy data center network infrastructure and propose newer equipment.

Rather, a number of detailed assessments should be made and options evaluated that consider the total data center environment. To build a complete understanding of the environment requires an assessment from multiple perspectives, including:

- The business requirements and objectives of the transformation, including long-term or go-forward adoption of new models for all aspects of data center development and operations
- The infrastructure of applications (criticality, SLA, redundancy, traffic flow), servers, network services, administration, and automation tools
- The need for automation in areas of high risk, a high degree of human interaction, and large-scale or highly repetitive tasks
- Existing processes, including change management processes
- Inherent and potential risks, making sure the possible threats are identified and catalogued
- Success criteria for transformation and handover requirements for operations

Assessment Phase Outcomes

Once this phase is completed, the gaps between the capabilities of current technology and the capabilities required to achieve the business and technology goals should be clear. This phase should deliver a full understanding of the options and recommended approach for bridging the identified gaps. It should also identify potential areas of risk and furnish recommendations for risk mitigation.

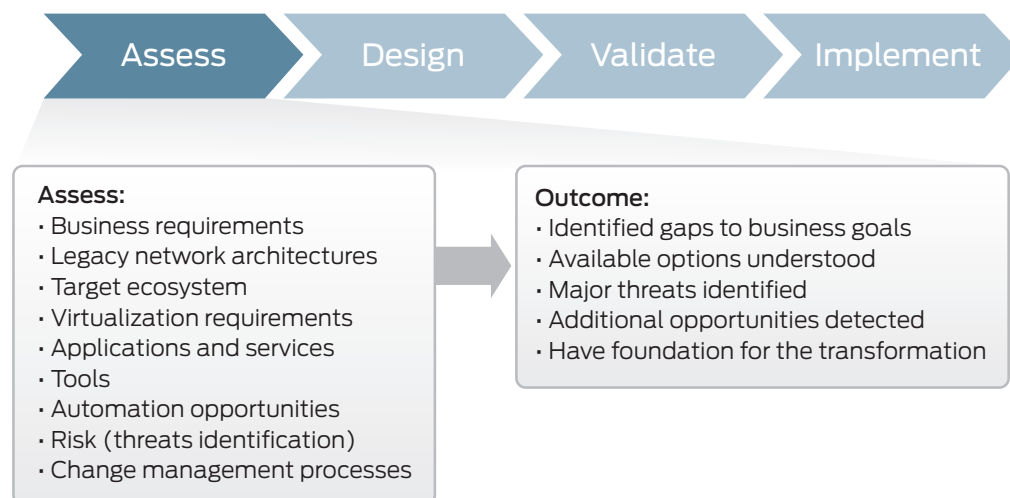


Figure 3: Assessment phase

Design Phase

Once the current and evolving data center environment is understood and the options agreed upon, the work of designing the transformation can begin. This will include both design of the network and mapping out the transformation journey. This must be done in close conjunction with all parties: architects, planners, and operations, as well as any data center transformation consultants and partners. And it must be based on outcomes in which the new environment is alive and well upon completion.

In the design phase, a series of activities must be carried out that will provide the deliverables necessary to:

- Validate the proposed concept (Proof-of-Concept Testing)
- Create the appropriate data center network design in accordance with the strategic goals, requirements, and data center ecosystem (High-Level Design, Low-Level Design)
- Optimize the design through the adoption of a test-driven development methodology (every element of the design is systematically tested, every new iteration of the design triggers a complete design revalidation, and this capability is enabled by a heavy use of automation in lab testing)
- Build the procedures for implementing (Network Implementation Plan) and validating (Network Acceptance Test Plan) the new data center network
- Develop a Risk Mitigation Plan in accordance with the threats identified previously and their level of risk (probability and impact)
- Construct the Network Migration or Transformation Plan, which will include all activities to implement the transition, with all required validation steps and rollback procedures

This is also the key phase for building the skills of in-house staff, via regular training and more specific transfers of information delivered by the transformation team to operations staff.

Design Phase Outcomes

During this phase, detailed high- and low-level designs along with a Network Transformation Plan will be created. Tools and automation processes will be identified and collected, customized and developed. This will ensure the greatest possible efficiency during the transformation in order to have minimal impact on data center operations. This plan describes the process and procedures that will be used to control changes as well as the anticipated transformation steps, timing, and resources required.

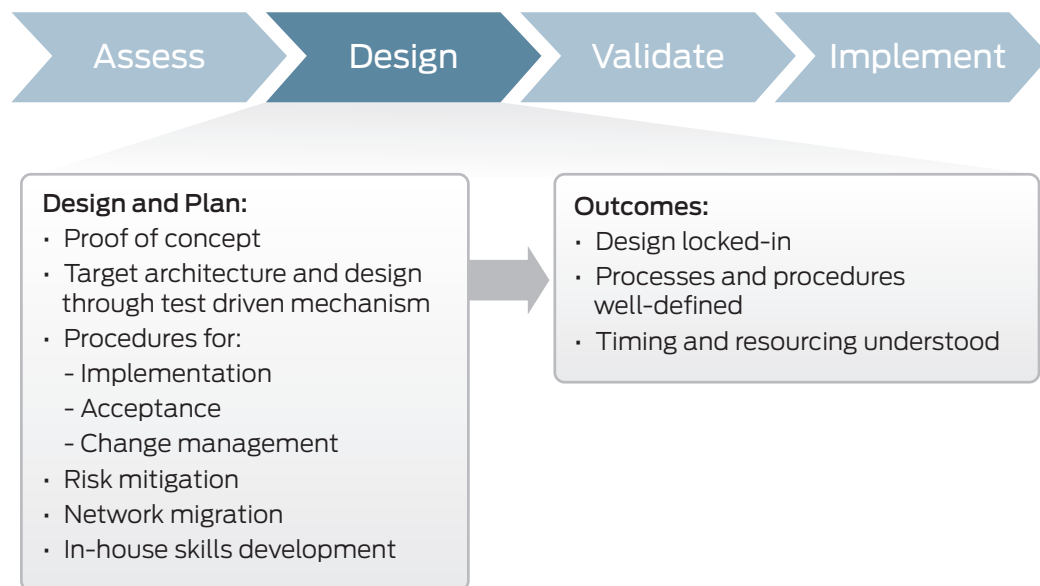


Figure 4: Design phase

Validation Phase

In any complex project, there is always the possibility that specific aspects or issues are not discovered during the earlier phases, and so have not been taken into consideration. The Validation phase of the data center network transformation methodology is designed to uncover such issues, further reducing transformation-related risk.

This phase allows validation of the deliverables in the previous phases. It is divided into two sections:

- **Lab testing:** Validate the target architecture and the Network Transformation Migration Plan, as well as the end-to-end interoperability of all components of the new solution. This element is delivered within the Design Phase, allowing Test Driven Design elaboration—every element of the design is systematically tested, and every new iteration of the design triggers a complete design revalidation. This capability is enabled by a heavy use of automation in lab testing.
- **Pilot implementation:** Because labs cannot simulate all real-life constraints, pilots of the transformation must be conducted prior to full implementation. Those pilots should follow exactly the same processes as those of the future full implementation:
 - Automated deployment of the new infrastructure
 - Automated acceptance testing
 - Pilot cutover to the new architecture
 - Verification of the success of the pilot cutover
 - Monitoring for an agreed upon stability period

Validation Phase Outcomes

As a result of the Validation phase, the design of the proposed network should meet requirements, and all testing acceptance criteria should have been satisfied. It will also have validated that the transformation can be achieved with the expected impact and results.

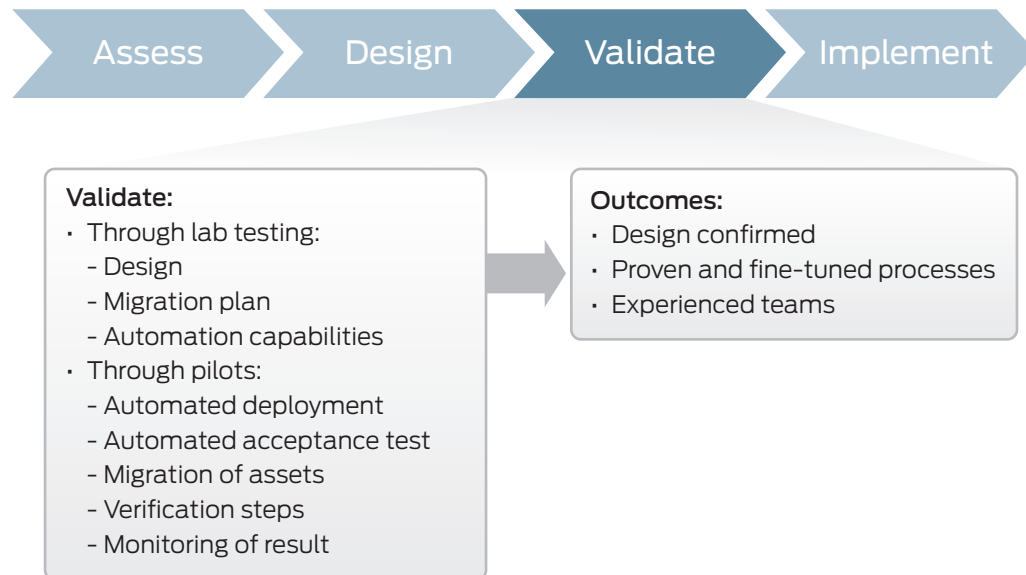


Figure 5: Validation phase

Implementation Phase

The final step in the data center network transformation methodology is to put into production the new network to replace the existing connectivity. This is the Implementation phase.

For this phase, it is essential that the transformation team work closely with operations staff and any data center transformation partners to put into production the tested and validated hardware and software for the new data center network. All parties must perform extensive monitoring of issues and risks at every step and ensure that the target network is:

- Deployed as described in the Network Implementation Plan, leveraging automation for maximum efficiency
- Tested as specified in the Network Acceptance Test Plan, leveraging automation for maximum efficiency
- Fully connected as all data center servers/applications/services are moved to the new infrastructure

Once the deployment has been completed, the success of the implementation will be verified and the data center will continue to be monitored for a predefined period of time (agreed to amongst all parties involved).

Implementation Phase Outcomes

Once this phase is completed, the new network will be operational, delivering the expected benefits of the transformation and accepted by the larger operations staff in the new paradigm or model of data center management.

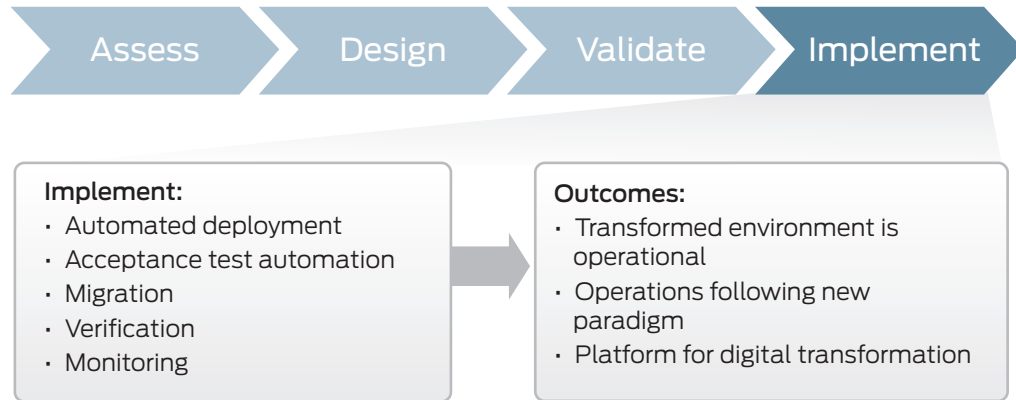


Figure 6: Implementation phase

Data Center Network Transformation Considerations

There are four important considerations to account for in a data center transformation, and each spans across the four phases of the operating model:

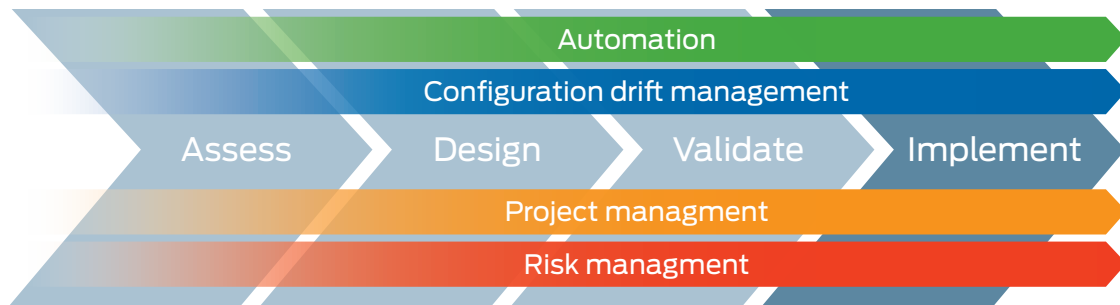


Figure 7: The four considerations

Automation Services

As you move along your transformation journey, you want to make sure to seize all the opportunities to accelerate your data center network transformation, and also significantly reduce the risk. Automation is critical for consistent execution, velocity, agility, scale, cost efficiencies, and maximum risk mitigation. Disruption is at the heart of a data center network transformation, and automation is a key component in the full life cycle to minimize the risks associated with it. All automation tool development and execution should be done within an open-source framework, including configuration generators, libraries, lab testing, and deployment, and through a comprehensive set of services allowing you to augment the efficiency and the value of your transformation.

Building and using automation capabilities during your data center transformation will not only benefit this transformation, but it will also augment the value of the transformation, by allowing the reuse of those capabilities by the group charged to operate your data center.

During the different phases of the transformation methodology, the following need to be built and used for maximum efficiency:

- **Test Driven Design**—Utilizing an automated, iterative approach to design allows network managers to quickly and easily make changes to the network based on new business and application requirements. Instead of taking months to complete, this approach helps reduce cycle times to hours by automating the iterations of network design validations. Network managers no longer need to wait for months-long test cycles to validate changes. Using a DevOps approach allows network managers to have continued insight, express validation, and dynamic deployment of new network functionality to help keep pace with the business.
- **Automated Deployment**—Helps accelerate deployments, configurations, and subsequent testing cycles. By automating tasks, and leveraging best practices from Juniper's Network Life-Cycle Automation Services framework library, this service speeds configuration, deployment, and testing times with less risk.

Those automation capabilities can then be reused to improve operations of your environment in the long run, and also to control configuration drifts.

- **Automated Lab Testing**—Leveraging Juniper expertise through defined, repeatable methodologies, this service combines expertise in hardware, software and professional services, utilizing validated lab testing libraries to mitigate risks associated with changes in configuration, design, feature set, product set, or versioning, with intense validation in lab, thereby reducing costly downtime and disruption.
- **Automated Auditing**—Provides automated compliance testing on configurations and status in the production network to help network managers be proactive in reducing the likelihood of unplanned events, and augment their ability to confirm the success of planned events, thereby maintaining higher service levels through a better conformity of the environment.

Configuration Drift Management

Software, firmware, and hardware inconsistencies happen over time in any network, and these are commonly referred to as configuration drift. Production, staging, development, and recovery configurations are designed to have near identical configurations. As configurations within the differing environments change, configuration gaps or drift occur which can lead to disaster recovery or high availability failures. This phenomenon affects critical or centralized components such as servers as they can become snowflake servers², but all network elements can and do experience this drift. Historically, configuration drift accounts for many high availability and disaster recovery system failures in legacy IT environments. As IT shifts to the cloud, critical elements in the data center environment are becoming virtual and dynamic, demanding frequent reconfiguration push events. This makes configuration drift detection and remediation more business critical than ever.

Common causes of configuration changes normally are manual or out of normal life-cycle updates such as:

- Minor fixes or updates to new versions
- Installation of a conflicting package or service
- Application of software or operating system updates
- Out of process changes to configuration
- Disaster recovery and high availability redundancy elements that don't match in critical areas (could be only one)
- Hardware replacements that introduce different OS and firewall levels

For the purposes of this white paper, depending on the timespan the network transformation will occur, this potential drifting may have to be accounted for. Adoption of a configuration management tool through automated deployment, introduced in the previous chapter, will help keep elements consistent. Also, a method of scanning and detection of drift is required. This can be provided through our previously described Automation Services, through automated audit.

Project Management

The data center is at the heart of most businesses today. As such, the process of implementing significant data center change must be effectively planned, managed, and controlled to minimize risk and ensure effective, efficient transition. Project management best practices must include the appropriate processes, controls, and procedures, to ensure the successful project execution and delivery of the transformed data center.

The goal of project management is to ensure the successful execution and delivery of the data center network transformation by managing the various roles and documents using accepted project management best practices and assurance of the newly evolved go-forward model the data center will be adopting. With that in mind, Juniper Networks has developed the Juniper Project Management Methodology (JPMM) based on the standardized PMI and PRINCE2 project management methodologies, utilizing the best practices from both and incorporating additional internally developed processes.

²On DevOps and Snowflakes—SMB IT Journal

When undertaking a project to either design and transform an existing network or design and build a new network, it is important that proper controls and procedures be established to ensure a successful implementation. In general, professional project management emphasizes risk management, project planning, the creation of written reports tracking project tasks against scheduled due dates, and project documentation. More specifically, a dedicated project manager takes responsibility for the following tasks:

- Create and maintain the project plan that serves as the guide for the project’s flow, task list, dependencies, responsibilities, quality, communications, and timeline
- Help identify action items and risks to the project and, with other project team members and stakeholders, coordinate a resolution or mitigation and monitor their execution and completion
- Facilitate change control to address changes to the timeline, scope, and various tasks performed within the project
- Issue regular project status reports to maintain consistent and accurate content and flow of communication, and provide accountability relating to the overall progress of the project
- Coordinate all project stakeholders, both internal and external, such as the provider, the vendor, and other third-party contractors
- Control the project deliverable documents by maintaining a central repository and assigning project document tracking numbers

The project manager serves as the central point of contact throughout the course of the project and ensures consistent communication, successful issue resolution, and timely delivery. A dedicated project manager deals with all aspects of project execution, removing the most burdensome aspects of the project from operational staff, permitting them to contribute to the project but not impacting “business as usual.”

Risk Management

The data center is a crucial asset for the business, which is why it is common to have SLAs associated with it. The time available for the transformation is limited, and any potential for business disruption must be eliminated or at least minimized. It is therefore essential to manage the risks associated with any transformation project.

Risk management includes identifying areas of potential risk, considering the types of issues that could potentially be encountered (e.g., performance hits, connectivity loss, security vulnerability, cost impacts, human error, or project delays), and then defining and executing a risk mitigation plan to eliminate or at least minimize the impact of each threat.

The chart below outlines a variety of risk management procedures that should be implemented throughout the life cycle of a data center network transformation project.

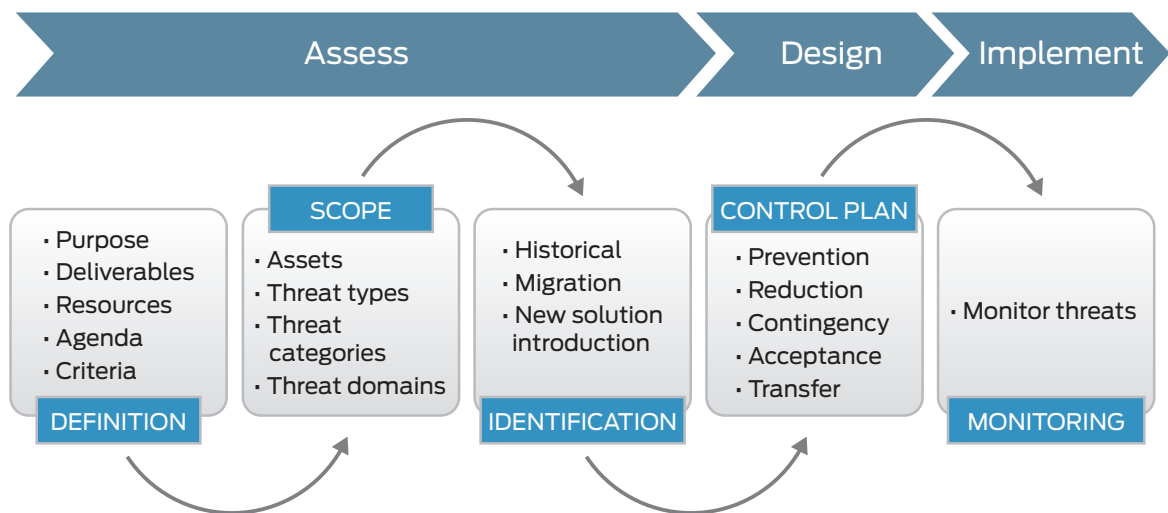


Figure 8: Data center network transformation project risk management procedures

The process starts by defining the risk management that will be required, detailing the purpose of the risk management activities, listing the various deliverables to be provided, identifying the resources that will be needed, preparing a detailed agenda, and defining success criteria.

The second step is to scope the risk management. This involves identifying which assets need to be covered, the categories that will have to be accounted for in the Risk Mitigation Plan (processes, products, people, and premises), and the threat domains, which can be related to business (revenue impact, cost, company credibility, user/customer experience, or loss of competitive advantage), project (delay, success, cost), or technology (historical, migration, or new solution introduction).

Risk identification occurs in two steps. First, it must be established how the threats will be identified (interviews, brainstorms, technical reviews, and/or from generic risk database). Once this is defined, the threat identification will begin. The different threats identified should be sorted by threat domain, and then evaluated to understand the risks behind each of those threats, in order to later apply the right level of mitigation. Juniper recommends that this evaluation be done with a Probability/Impact matrix.

Once threats are identified, a control plan should be built.

The risk-level evaluation should be used to propose the right approach to mitigate each risk. This mitigation can be: prevention, reduction, contingency, acceptance, or in some cases transfer.

A key aspect in risk mitigation is being able to monitor the risk. Risk must be monitored throughout the project life cycle.

Some Generic Technological Threats

Although threats are usually specific to environments, some generic threats are well known. Here is a sample of the generic threats that will need to be addressed when planning a data center network transformation:

- **Historical Threats**—This usually requires an assessment of the legacy environment. The most common ones include:
 - Complexity of operation due to configuration complexity, OS dispersion, suboptimal (legacy) design, and so on
 - Hot points, such as areas of high CPU usage, high network utilization points, etc.
 - Equipment that has reached end of life (EOL) or end of support (EOS)
 - Lack of stability
 - Lack of scalability

The goal of assessing these threats, in light of a coming transformation project, is not to solve them in the legacy environment. The objective is to control them until the transformation is completed, to integrate them into the migration plan, and to make sure the new solution is designed to either mitigate or eliminate them.

- **Migration Threats**—These threats typically include:
 - Lack of feature parity between versions
 - Use of proprietary protocols
 - Threat of change (any change period is subject to higher risk)
 - Premises capabilities (power, space, etc.)
 - Interconnection capabilities between legacy and new environments
 - Seamless management of both the legacy environment and the new solution during the transformation

A proper assessment, planning, and validation of the transformation can mitigate these well-known risks.

- **New Solution Introduction**—When introducing a new solution, together with a new vendor or not, some specific threats have to be taken into consideration. These can include:
 - The need for a new architecture and detailed design
 - The operational aspects of the new solution
 - The maturity of the solution

Risk management addressing all three types of threats is an integral part of the Juniper Networks Data Center Transformation methodology.

Want to know more about Risk Management?

Juniper Networks Professional Services proposes a Data Center Transformation Assessment that includes a risk analysis and mitigation plan. It will allow you to identify more detailed and specific threats around your data center network transformation, characterize those threats, and build a solid plan for mitigating them. For additional information, please contact your Juniper account manager, services business manager, or visit www.juniper.net/us/en/products-services/consulting-services/assessment-analysis/#literature.

Juniper Networks: Experts in Network Transformation

Each transformation project, like a snowflake, is unique. Every customer has different requirements, resulting in different transformation plans. Juniper Networks Professional Services consultants are available to develop a transformation plan specific to each unique situation utilizing leading-edge methodologies. You expect the best possible service from your network vendor, which is why Juniper consultants are industry-leading subject matter experts, with an average of 15 years' experience in networking and security, and with deep expertise in data center environments and transformation projects. Our consultants all have extensive experience in multivendor environments and with multiple system operators. We understand complex transformations because we've done them many times before.

The unmatched level of knowledge and capability of Juniper Networks Professional Services consultants allows you to apply the methodology described in this white paper to your unique requirements, and deliver excellence to your data center transformation project.

Conclusion

As IT becomes the cloud, and ever more central to business success, projects to transform the IT systems, and more specifically the data center, have become strategic and a competitive differentiator. A crucial piece of the data center transformation puzzle, and one which is too often left until the end, is the network. As the central nervous system of the data center, its transformation must be an integral part of the entire data center transformation project.

The methodology developed by Juniper Networks Professional Services has proven its worth in numerous network migrations and transformations. By combining a structured, multiphased approach with highly skilled project management, risk mitigation, and automation services, Juniper is able to provide the expertise needed to ensure that your network transformation is closely integrated with and complementary to your entire data center transformation project. This allows you to maximize the value you receive from your new IT architecture.

Juniper Networks Professional Services

As leaders in networks and security, Juniper Networks Professional Services consultants and engineers are uniquely qualified to assist service providers in designing, implementing, and optimizing their network and security solutions. Our team appreciates the complexities and the subtleties inherent in large-scale internetwork design and can assist service providers and enterprises, plus provide customized and integrated "turn-key" solutions.

Juniper Networks Professional Services helps accelerate your network's time to value and enhanced security, bringing revenue-generating capabilities online faster for bigger productivity gains, faster rollouts of new business models and ventures, and higher levels of customer satisfaction. Your onsite staff will work closely with Juniper specialists, building operational capabilities and reducing your exposure to IT risks. As a result of our previous experience involving hundreds of customers around the world, Juniper Networks Professional Services is uniquely qualified to help you design, implement, and optimize your network for confident operation and rapid returns on infrastructure investments. These professionals understand today's network and security demands and those that are just around the corner—for bandwidth efficiency, best-in-class security, solid reliability, and cost-effective scaling.

Juniper Networks Service and Support

Juniper Networks is the leader in performance-enabling services that are designed to accelerate, extend, and optimize your high-performance network. Our services allow you to maximize operational efficiency while reducing cost and minimizing risk, achieving a faster time to value for your network. Juniper Networks ensures operational excellence by optimizing the network to maintain required levels of performance, reliability, and availability. For more details, please visit www.juniper.net/us/en/products-services/services/technical-services/.

About Juniper Networks

Juniper Networks challenges the status quo with products, solutions and services that transform the economics of networking. Our team co-innovates with customers and partners to deliver automated, scalable and secure networks with agility, performance and value. Additional information can be found at [Juniper Networks](#) or connect with Juniper on [Twitter](#) and [Facebook](#).

Corporate and Sales Headquarters

Juniper Networks, Inc.
1133 Innovation Way
Sunnyvale, CA 94089 USA
Phone: 888.JUNIPER (888.586.4737)
or +1.408.745.2000
Fax: +1.408.745.2100
www.juniper.net

APAC and EMEA Headquarters

Juniper Networks International B.V.
Boeing Avenue 240
1119 PZ Schiphol-Rijk
Amsterdam, The Netherlands
Phone: +31.0.207.125.700
Fax: +31.0.207.125.701

Copyright 2017 Juniper Networks, Inc. All rights reserved. Juniper Networks, the Juniper Networks logo, and Junos are registered trademarks of Juniper Networks, Inc. in the United States and other countries. All other trademarks, service marks, registered marks, or registered service marks are the property of their respective owners. Juniper Networks assumes no responsibility for any inaccuracies in this document. Juniper Networks reserves the right to change, modify, transfer, or otherwise revise this publication without notice.

JUNIPER
NETWORKS