

About This Guide

This preface provides the following guidelines for using the *NMC-RX™ Element Management System User Guide , Vol. 2*:

Objectives **on page xi**

Audience **on page xi**

Documentation Conventions **on page xi**

Related Juniper Networks Documentation **on page xii**

Obtaining Documentation **on page xii**

Comments About the Documentation **on page xiii**

Requesting Support **on page xiii**

Objectives

This guide provides information that you need to use the NMC-RX application to configure and manage your E-series devices..



NOTE: If the information in the latest Release Notes differs from the information in this guide, follow the Release Notes.

Audience

This guide is intended for experienced system and network specialists who will use the NMC-RX Element Management System to configure Juniper Networks devices.

Documentation Conventions

Table 1 defines notice icons used in this guide.

Table 1: Notice icons




Icon	Meaning	Description
	Informational note	Indicates important features or instructions.

Table 1: Notice icons (continued)

Icon	Meaning	Description
	Caution	Indicates that you may risk losing data or damaging your hardware.
	Warning	Alerts you to the risk of personal injury.

Related Juniper Networks Documentation

The document set comprises the books and online resources:

Table 2: Juniper Networks NMC-RX Technical Publications

Document	Description
<i>NMC-RX User Guide , Vol. 1</i>	Provides an introduction to NMC-RX features and information on the physical and link layer interfaces supported by the application.
<i>NMC-RX User Guide , Vol. 2</i>	Provides information on routing management, routing protocols, broadband remote access, tunnels, and services.
<i>NMC-RX Provisioning Service User Guide</i>	Provides information for using the NMC-RX Provisioning Service to manage your E-series routers.
<i>Online Document ation CD</i>	Provides an online version of this guide and the <i>Release Notes</i> .
<i>NMC-RX Help</i>	Provides an integrated help system that reflects the information contained in this document.
Release Notes	
<i>NMC-RX Release Notes</i>	Include the latest information about features, changes, known problems, and resolved problems. If the information in the <i>Release Notes</i> differs from the information found in the documentation set, follow the <i>Release Notes</i> . Release notes are included on the corresponding software CD and are available on the Web.

Obtaining Documentation

To obtain the most current version all Juniper Networks technical documentation, see the products documentation page on the Juniper Networks Web site at <http://www.juniper.net/>.

To order printed copies of this guide and other Juniper Networks technical documents, or to order a documentation CD, which contains this guide, contact your sales representative.

Comments About the Documentation

We encourage you to provide feedback, comments, and suggestions so that we can improve the documentation to better meet your needs. You can send your comments to techpubs-comments@juniper.net, or fill out the documentation feedback form at <http://www.juniper.net/techpubs/docbug/docbugreport.html>. If you are using e-mail, be sure to include the following information with your comments:

Document name

Document part number

Page number

Software release version

Requesting Support

For technical support, open a support case using the Case Manager link at <http://www.juniper.net/support/> or call 1-888-314-JTAC (within the United States) or 1-408-745-9500 (outside the United States).

